Figure 1

(A)

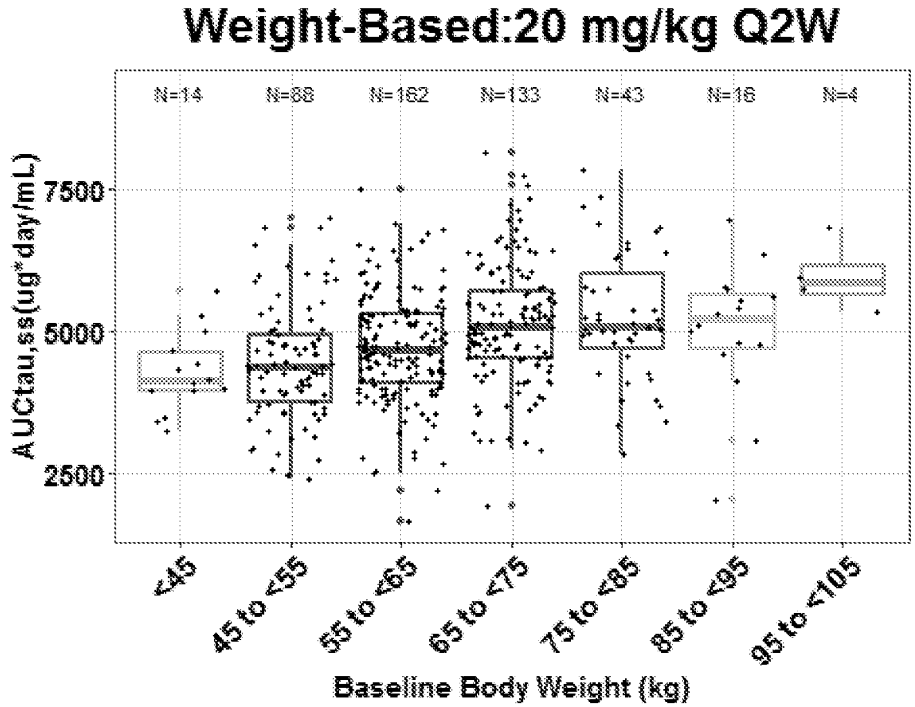

	<45	45 to <55	55 to <65	65 to <75	75 to <85	85 to <95	95 to <105
N	14	88	162	133	43	16	4
AUCtau,ss(Median (25%~75%))	4110(3950 ~4610)	4350(3750 ~4930)	4660(4030 ~5310)	5050(4520 ~5720)	5040(4690 ~6020)	5200(4710 ~5640)	5830(5640 ~6140)

Figure 1

(B)

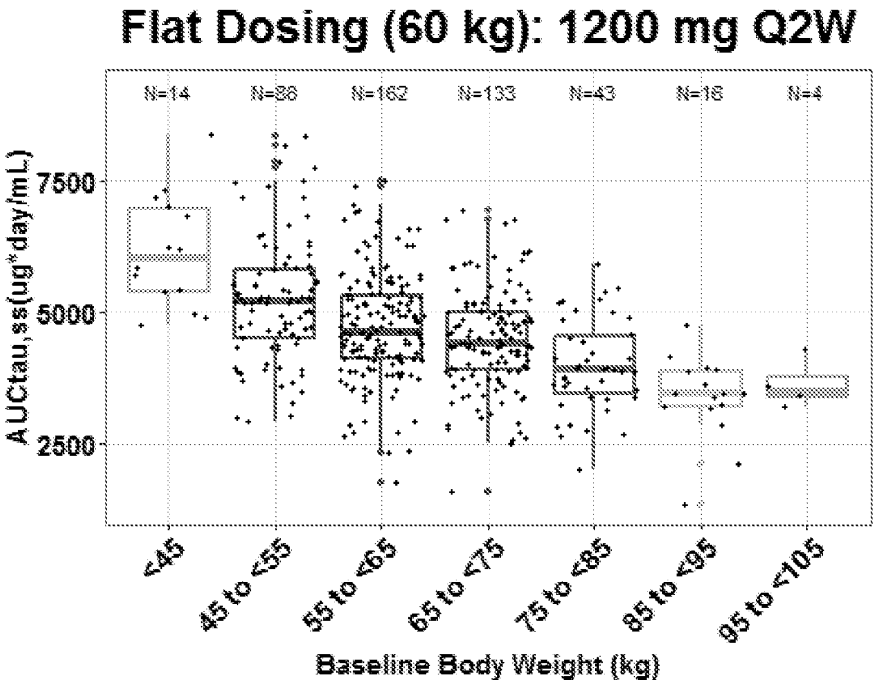

	<45	45 to <55	55 to <65	65 to <75	75 to <85	85 to <95	95 to <105
N	14	88	162	133	43	16	4
AUCtau,ss(Median (25%~75%))	6020(5410 ~6970)	5210(4520 ~5910)	4630(4140 ~5330)	4410(3910 ~5020)	3910(3460 ~4550)	3470(3210 ~3880)	3510(3380 ~3760)

Figure 1

(C)

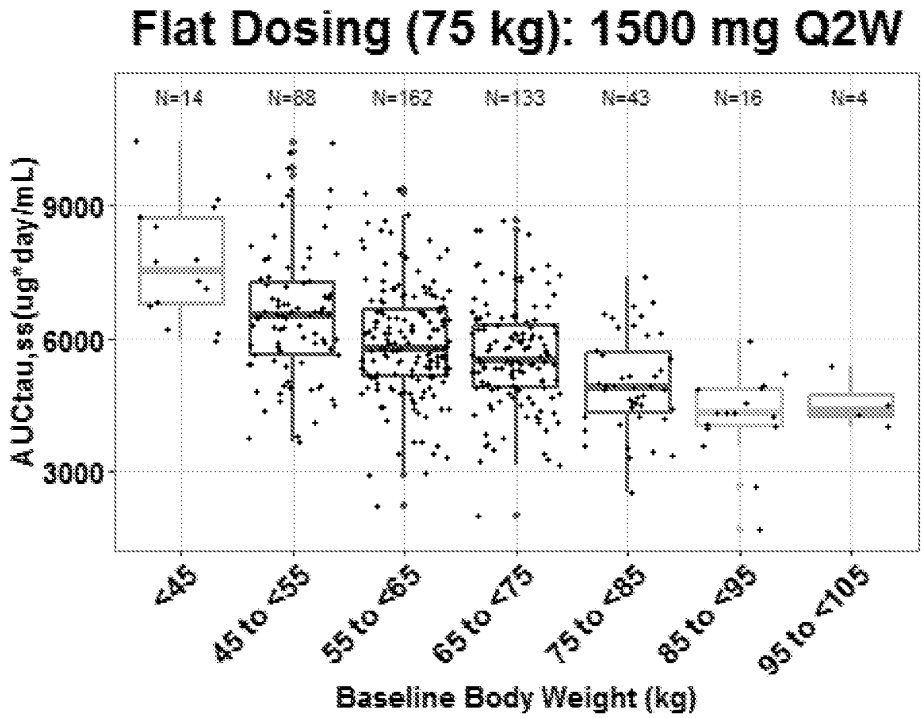

	<45	45 to <55	55 to <65	65 to <75	75 to <85	85 to <95	95 to <105
N	14	88	162	133	43	16	4
AUCtau,ss[Median (25%-75%)]	7520(6780 ~8710)	6510(5650 ~7260)	5790(5170 ~6660)	5520(4890 ~6280)	4880(4330 ~5690)	4340(4010 ~4850)	4390(4220 ~4710)