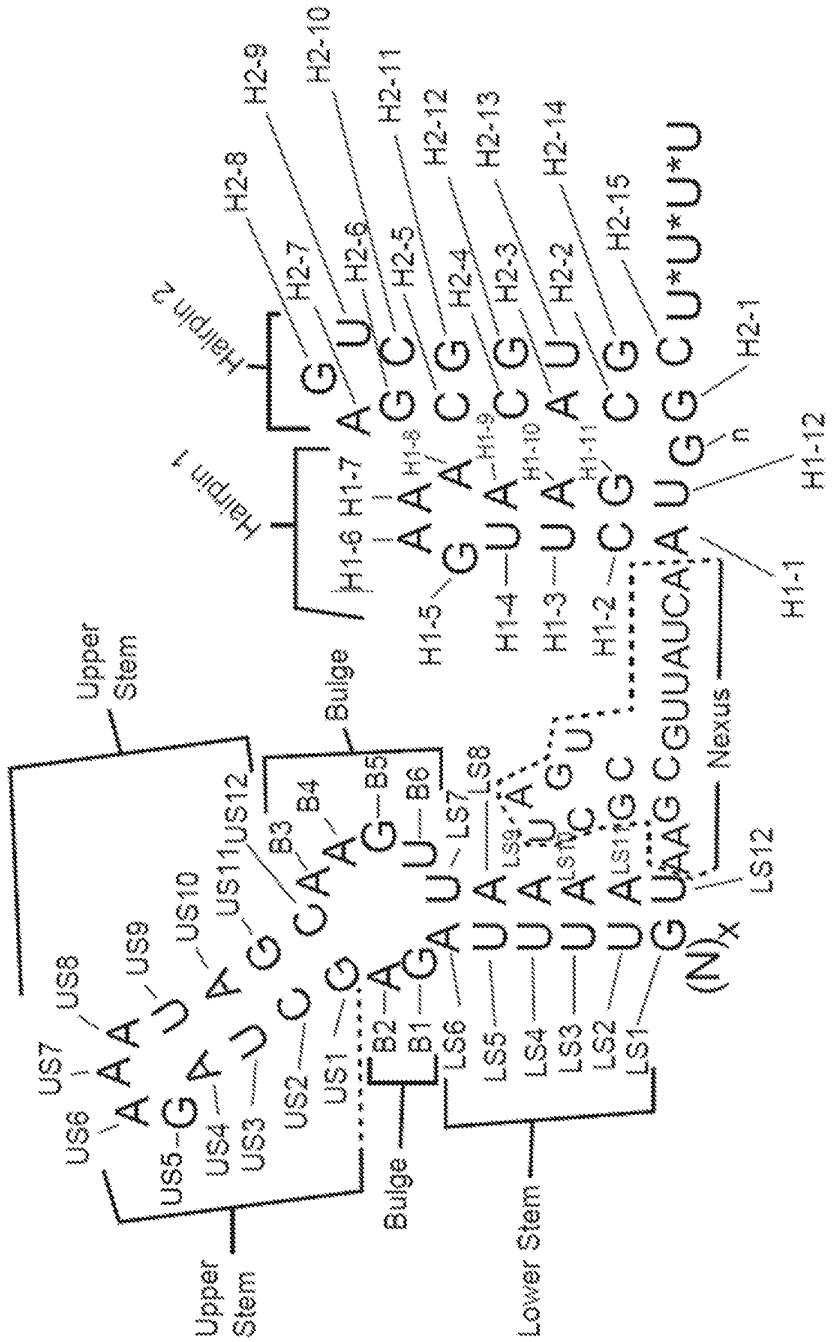
Upper Stem
Bulge
Hairpin 1
Hairpin 2
Nexus
Lower Stem
US1
US2
US3
US4
US5
US6
US7
US8
US9
US10
US11
US12
B1
B2
B3
B4
B5
B6
LS1
LS2
LS3
LS4
LS5
LS6
LS7
LS8
LS9
LS10
LS11
LS12
H1-1
H1-2
H1-3
H1-4
H1-5
H1-6
H1-7
H1-8
H1-9
H1-10
H1-11
H1-12
H2-1
H2-2
H2-3
H2-4
H2-5
H2-6
H2-7
H2-8
H2-9
H2-10
H2-11
H2-12
H2-13
H2-14
H2-15
n
(N)x

Fig. 1A

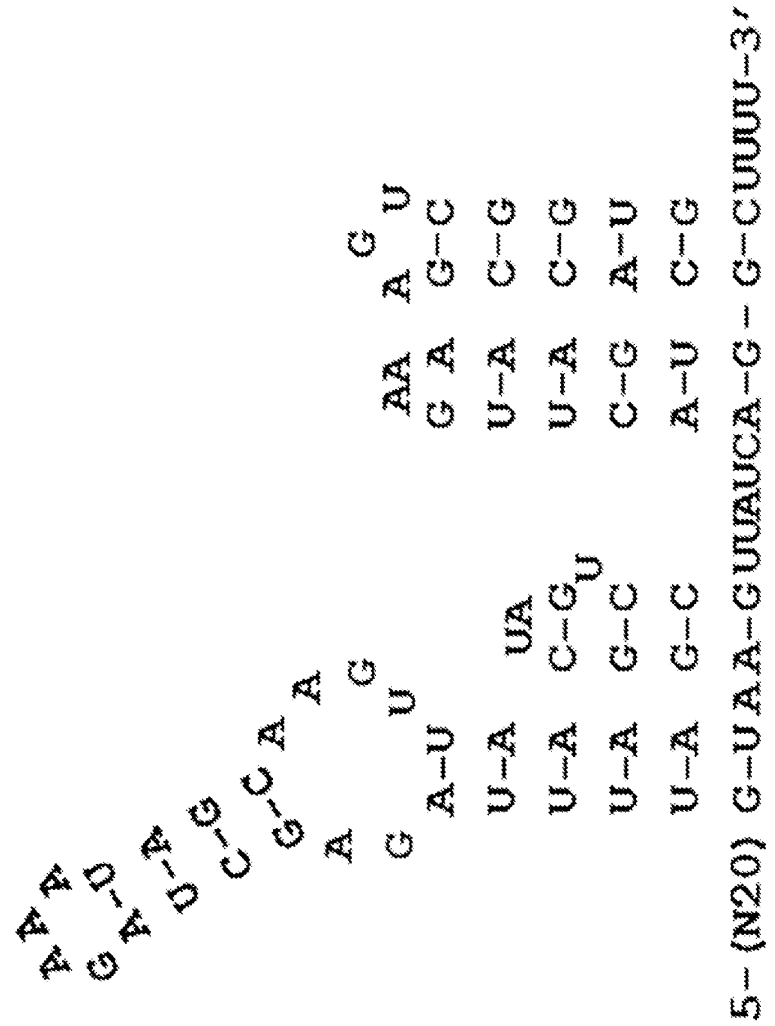

Fig. 1B

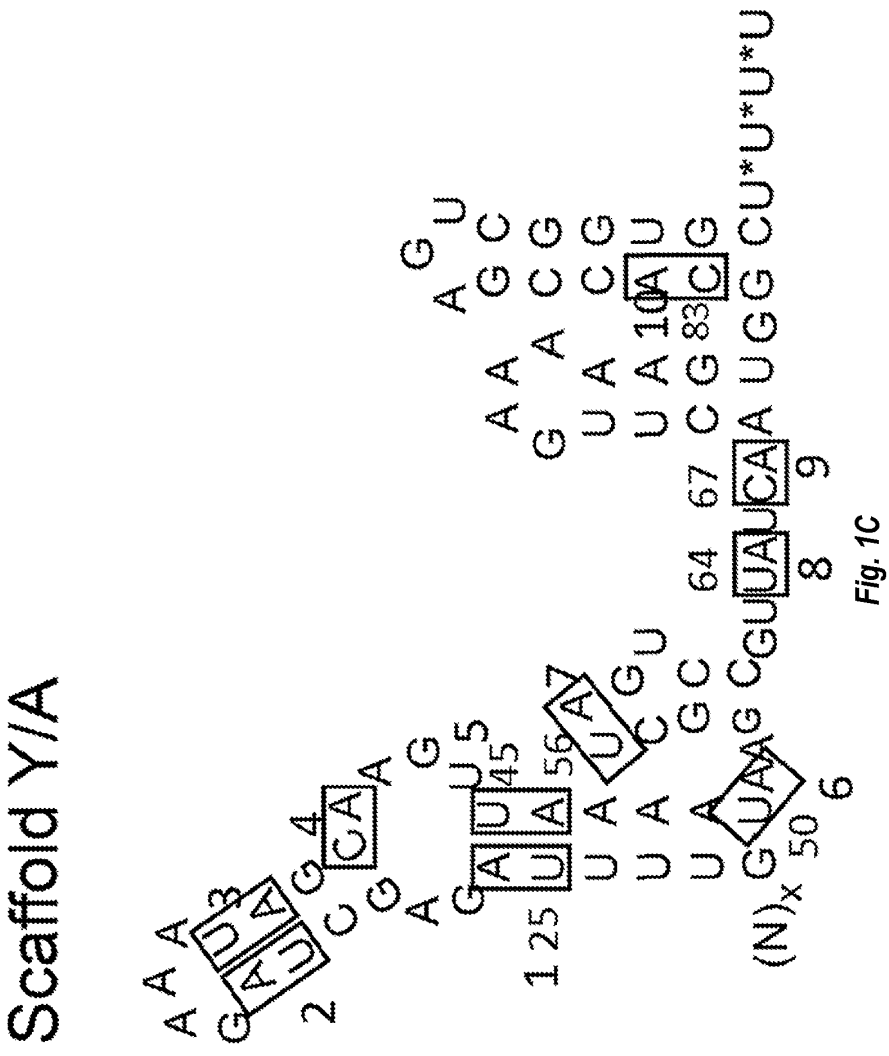

Fig. 1C

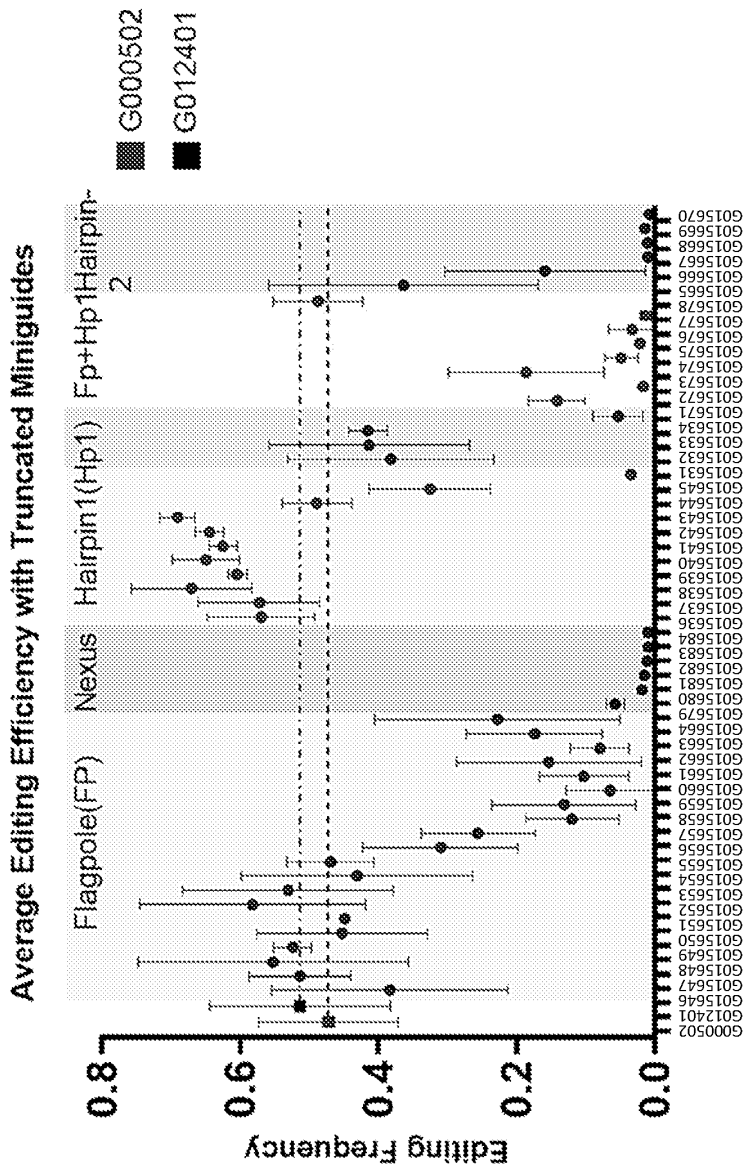
Average Editing Efficiency with Truncated Miniguides
G000502
G012401
Flagpole(FP)
Nexus
Hairpin1(Hp1)
Fp+Hp1Hairpin-2
Editing Frequency
0.0
0.2
0.4
0.6
0.8
Guide ID

Fig. 2

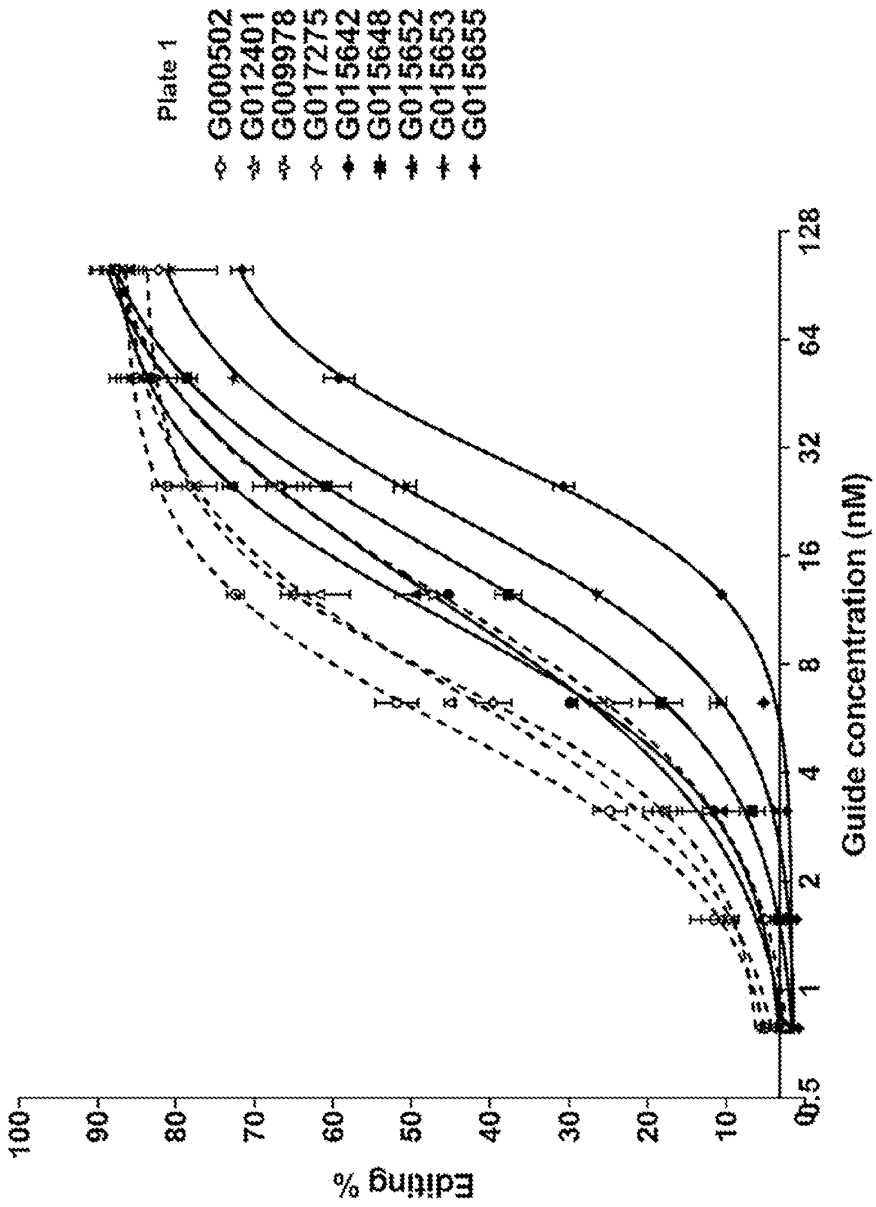
Plate 1
G000502
G012401
G009978
G017275
G015642
G015648
G015652
G015653
G015655
Editing %
100
90
80
70
60
50
40
30
20
10
0
0.5
1
2
4
8
16
32
64
128
Guide concentration (nM)

Fig. 3A

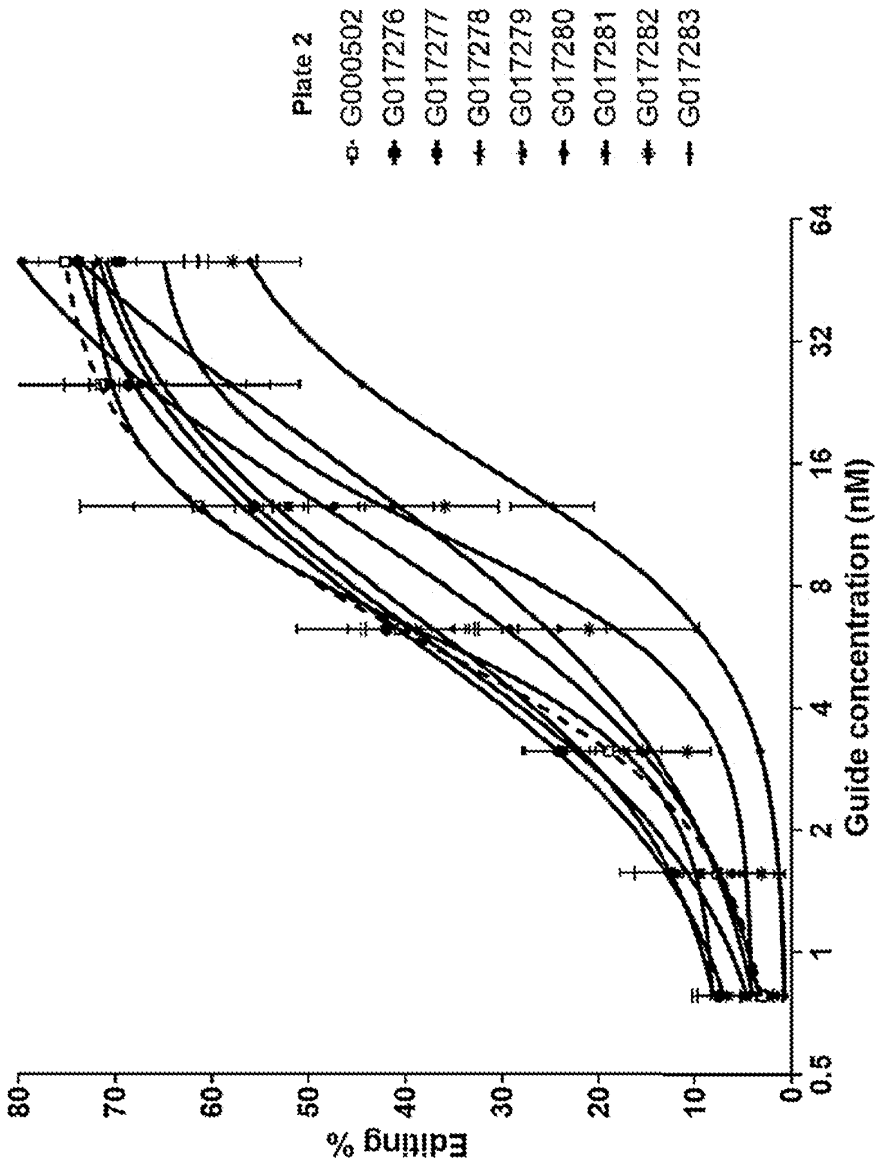
Plate 2
G000502
G017276
G017277
G017278
G017279
G017280
G017281
G017282
G017283
Editing %
0
10
20
30
40
50
60
70
80
Guide concentration (nM)
0.5
1
2
4
8
16
32
64

Fig. 3B

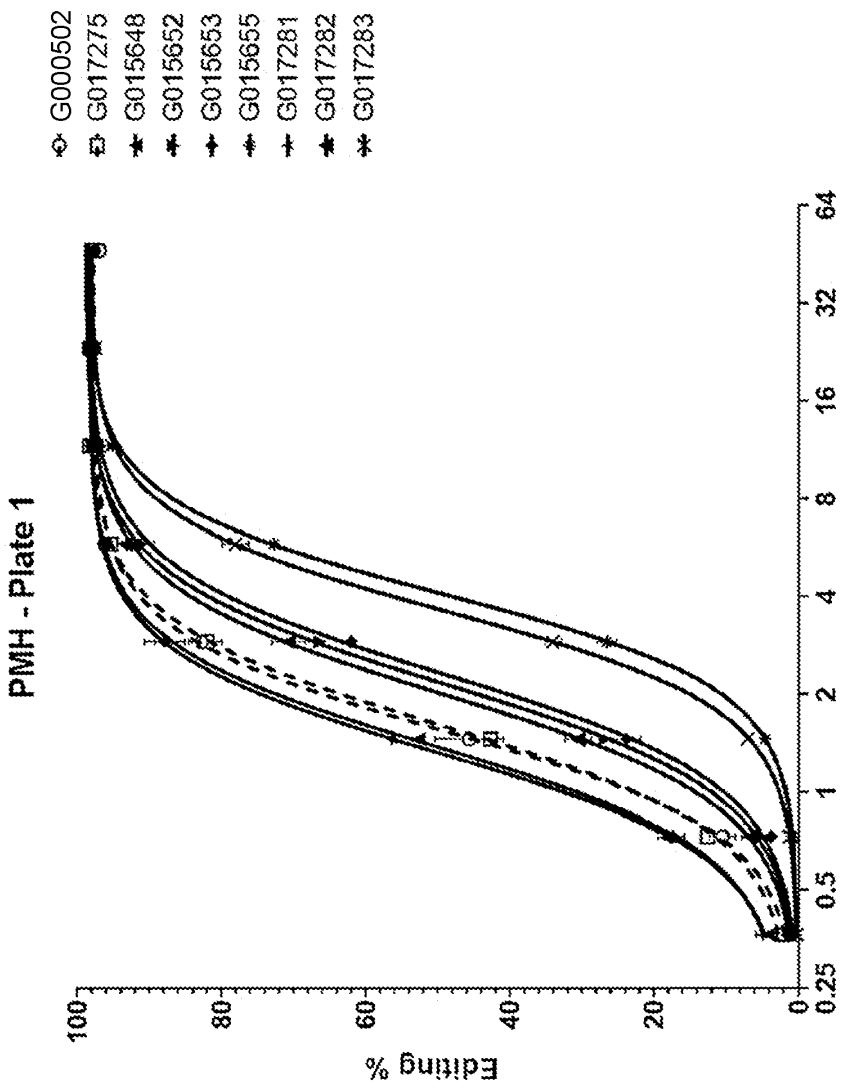
PMH - Plate 1
G000502
G017275
G015648
G015652
G015653
G015655
G017281
G017282
G017283
Editing %
100
80
60
40
20
0
0.25
0.5
1
2
4
8
16
32
64
Guide concentration (nM)

Fig. 4A

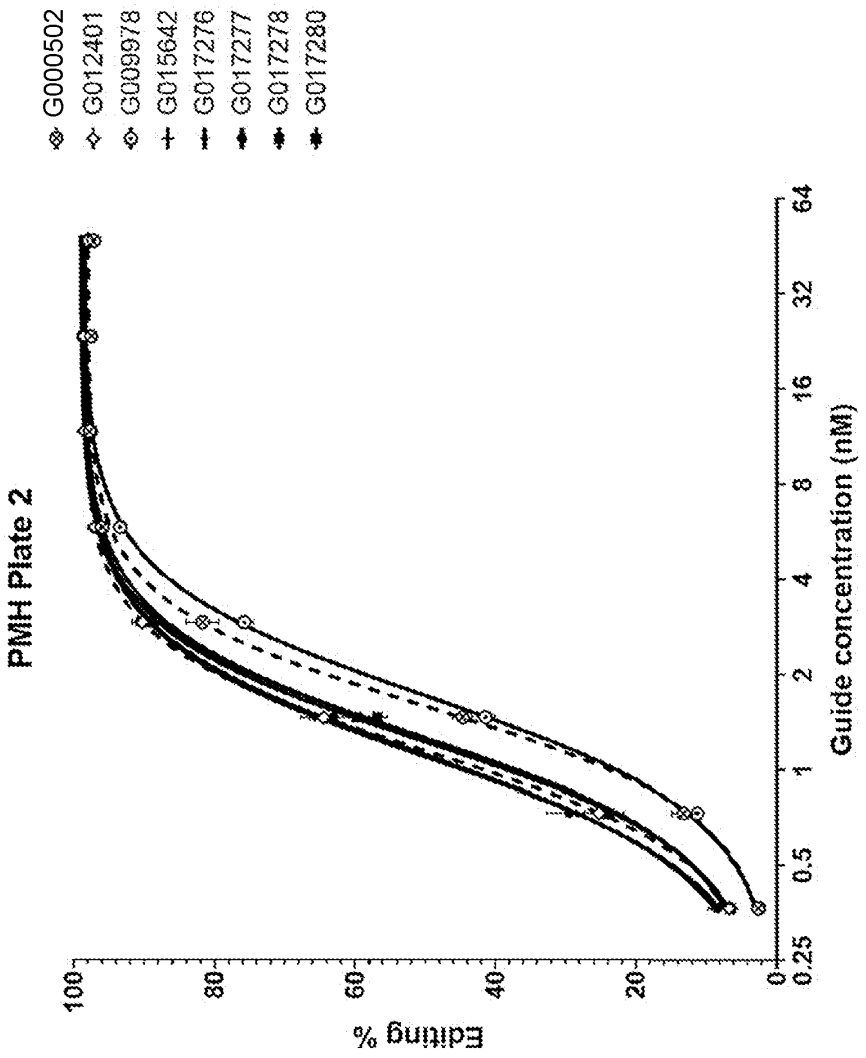
PMH Plate 2
G000502
G012401
G009978
G015642
G017276
G017277
G017278
G017280
Editing %
100
80
60
40
20
0
0.25
0.5
1
2
4
8
16
32
64
Guide concentration (nM)

Fig. 4B

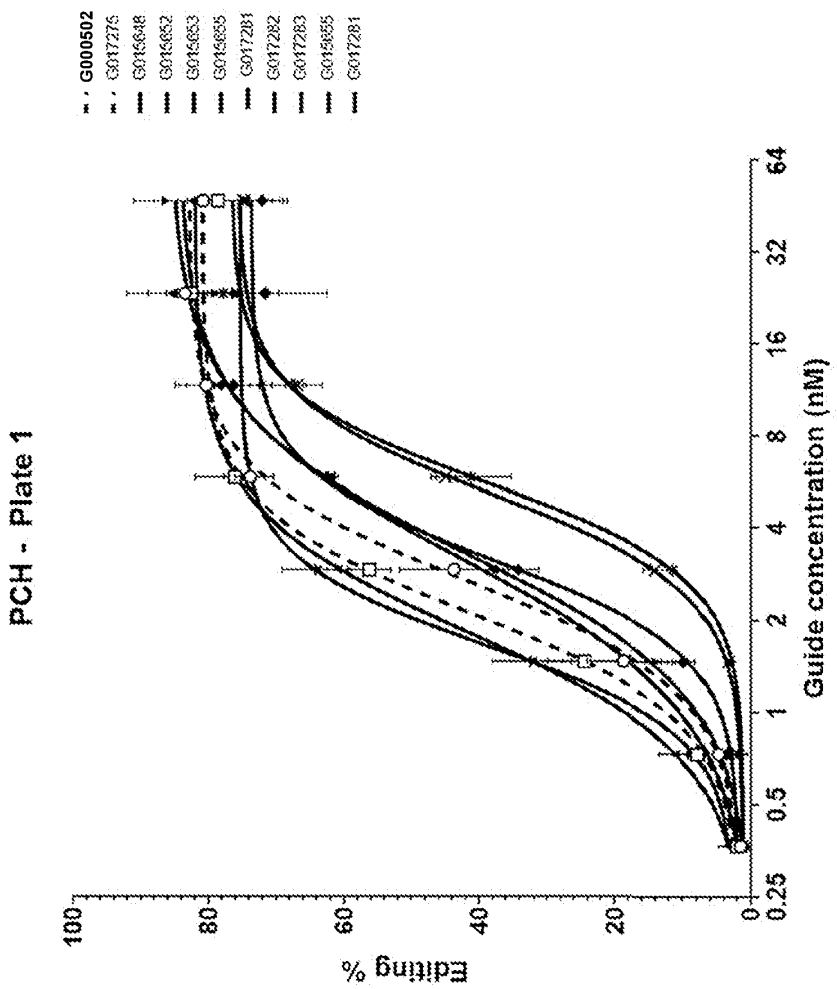
PCH - Plate 1
G000502
G017275
G015648
G015652
G015653
G015655
G017281
G017282
G017283
G015655
G017281
Editing %
100
80
60
40
20
0
0.25
0.5
1
2
4
8
16
32
64
Guide concentration (nM)

Fig. 5A

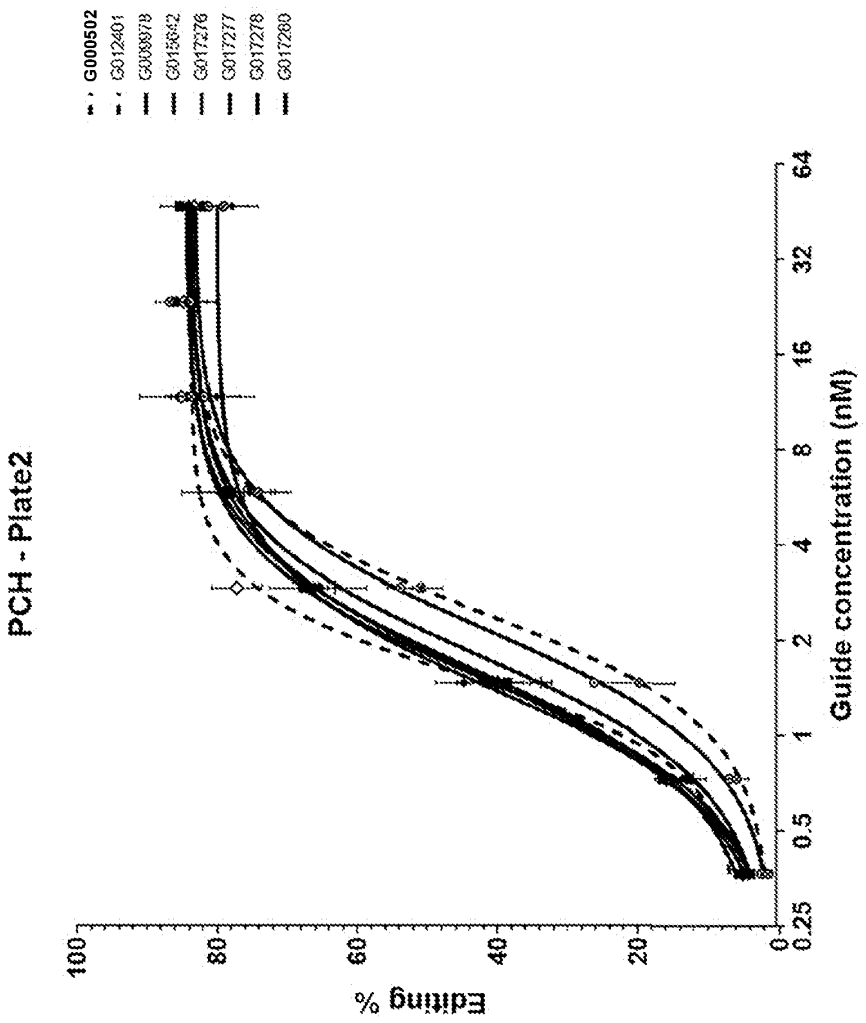
PCH - Plate2
G000502
G012401
G009978
G015642
G017276
G017277
G017278
G017280
Editing %
100
80
60
40
20
0
0.25
0.5
1
2
4
8
16
32
64
Guide concentration (nM)

Fig. 5B

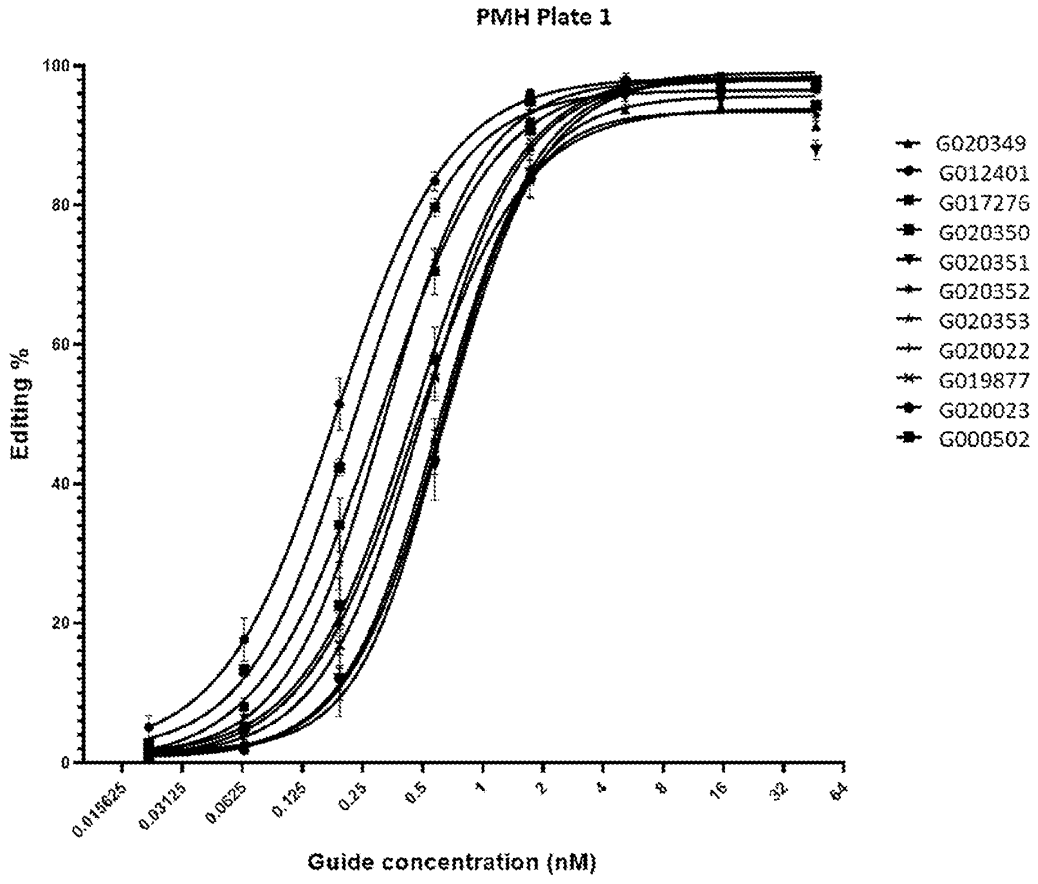
PMH Plate 1
Editing %
100
80
60
40
20
0
0.015625
0.03125
0.0625
0.125
0.25
0.5
1
2
4
8
16
32
64
Guide concentration (nM)
G020349
G012401
G017276
G020350
G020351
G020352
G020353
G020022
G019877
G020023
G000502

Fig. 5C

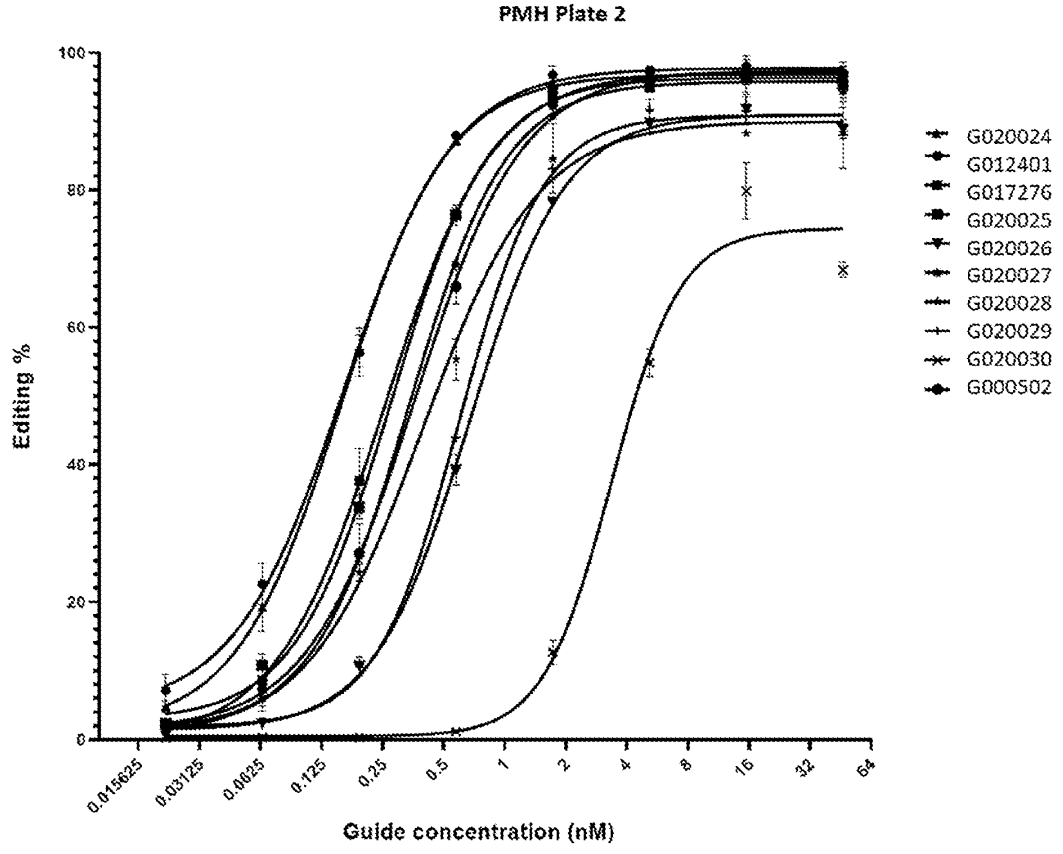
PMH Plate 2
Editing %
100
80
60
40
20
0
0.015625
0.03125
0.0625
0.125
0.25
0.5
1
2
4
8
16
32
64
Guide concentration (nM)
G020024
G012401
G017276
G020025
G020026
G020027
G020028
G020029
G020030
G000502

Fig. 5D

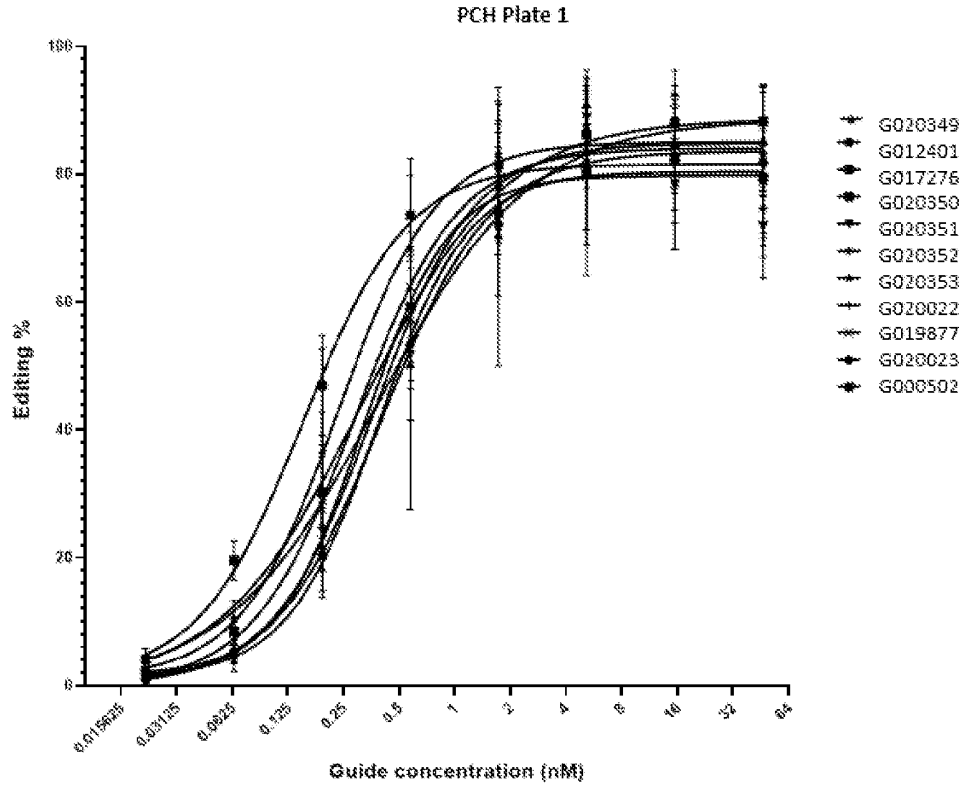
PCH Plate 1
Editing %
Guide concentration (nM)
G020349
G012401
G017276
G020350
G020351
G020352
G020353
G020022
G019877
G020023
G000502

Fig. 5E

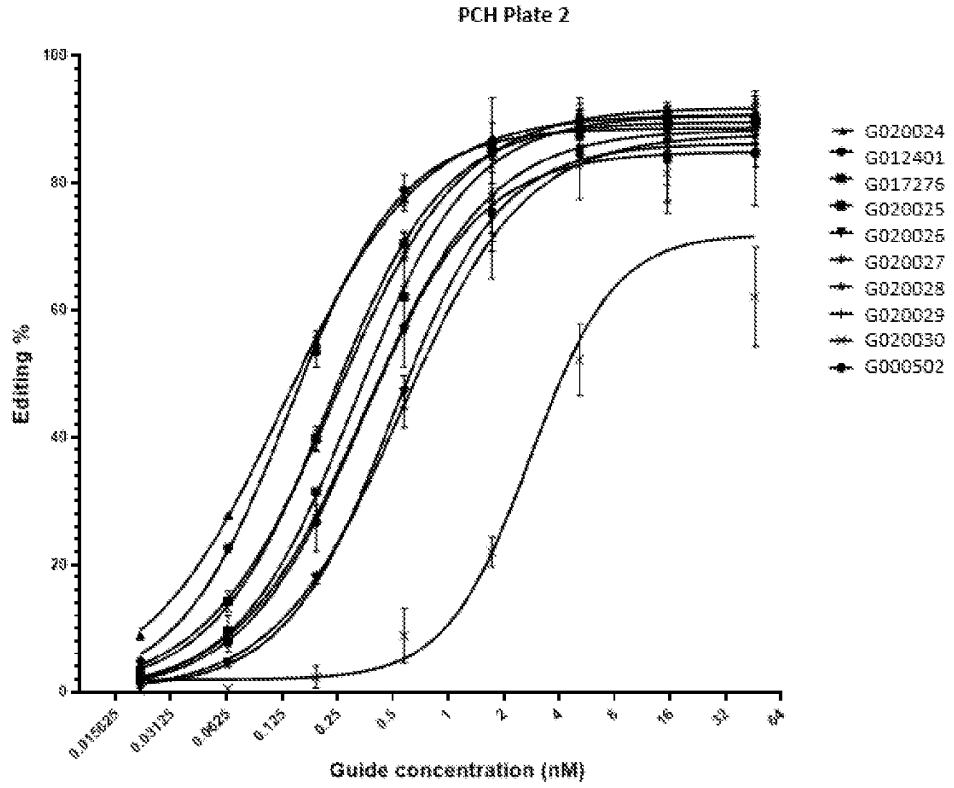
PCH Plate 2
Editing %
100
80
60
40
20
0
0.015625
0.03125
0.0625
0.125
0.25
0.5
1
2
4
8
16
32
64
Guide concentration (nM)
G020024
G012401
G017276
G020025
G020026
G020027
G020028
G020029
G020030
G000502

Fig. 5F

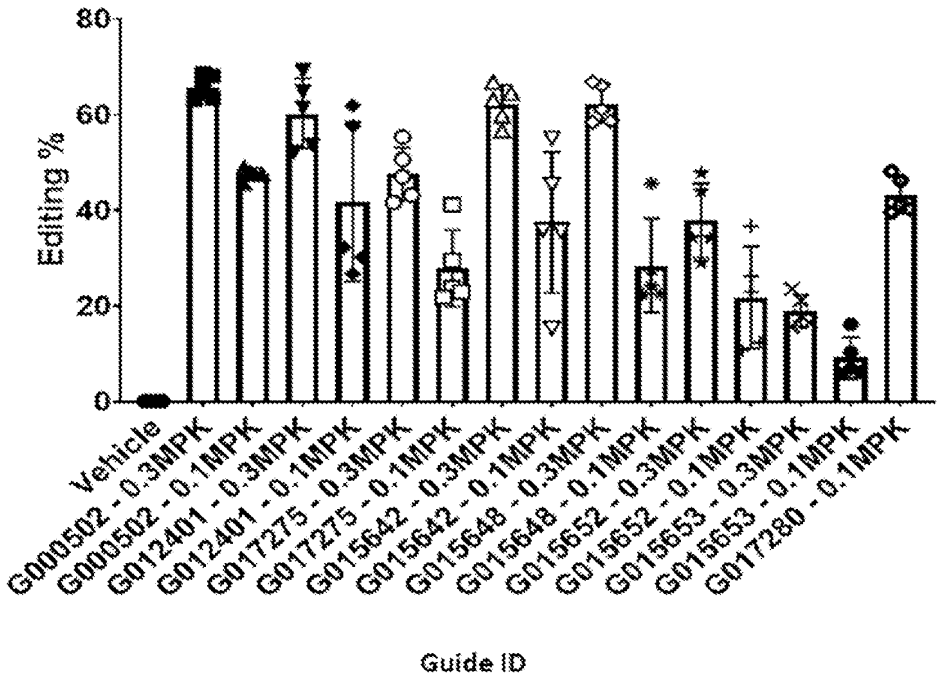
Editing %
80
60
40
20
0
Vehicle
G000502 - 0.3MPK
G000502 - 0.1MPK
G012401 - 0.3MPK
G012401 - 0.1MPK
G017275 - 0.3MPK
G017275 - 0.1MPK
G015642 - 0.3MPK
G015642 - 0.1MPK
G015648 - 0.3MPK
G015648 - 0.1MPK
G015652 - 0.3MPK
G015652 - 0.1MPK
G015653 - 0.3MPK
G015653 - 0.1MPK
G017280 - 0.1MPK
Guide ID

Fig. 6A

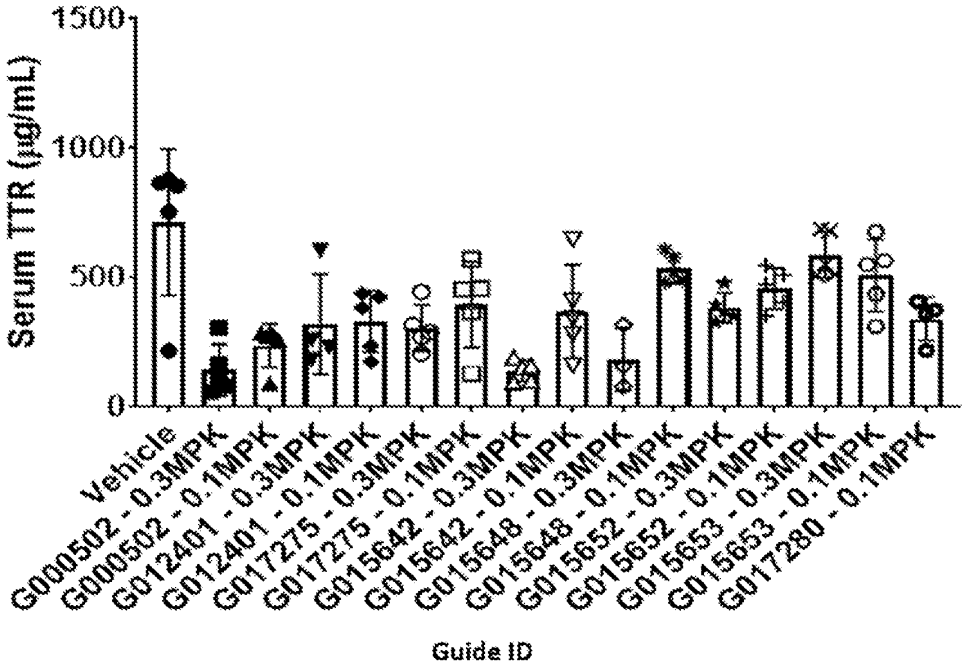
Serum TTR (µg/mL)
1500
1000
500
0
Vehicle
G000502 - 0.3MPK
G000502 - 0.1MPK
G012401 - 0.3MPK
G012401 - 0.1MPK
G017275 - 0.3MPK
G017275 - 0.1MPK
G015642 - 0.3MPK
G015642 - 0.1MPK
G015648 - 0.3MPK
G015648 - 0.1MPK
G015652 - 0.3MPK
G015652 - 0.1MPK
G015653 - 0.3MPK
G015653 - 0.1MPK
G017280 - 0.1MPK
Guide ID

Fig. 6B

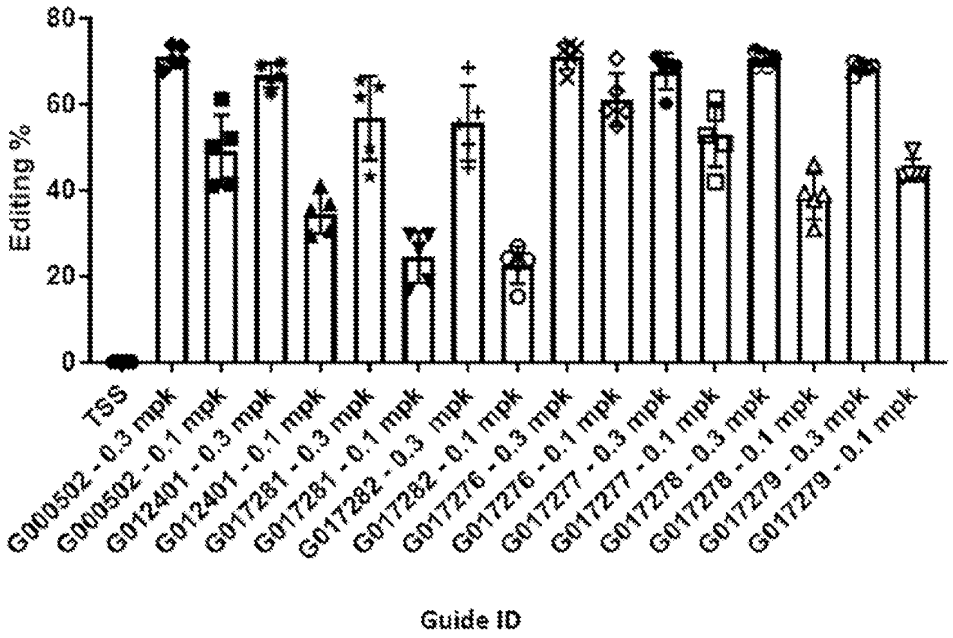
80
60
40
20
0
Editing %
TSS
G000502 - 0.3 mpk
G000502 - 0.1 mpk
G012401 - 0.3 mpk
G012401 - 0.1 mpk
G017281 - 0.3 mpk
G017281 - 0.1 mpk
G017282 - 0.3 mpk
G017282 - 0.1 mpk
G017276 - 0.3 mpk
G017276 - 0.1 mpk
G017277 - 0.3 mpk
G017277 - 0.1 mpk
G017278 - 0.3 mpk
G017278 - 0.1 mpk
G017279 - 0.3 mpk
G017279 - 0.1 mpk
Guide ID

Fig. 7A

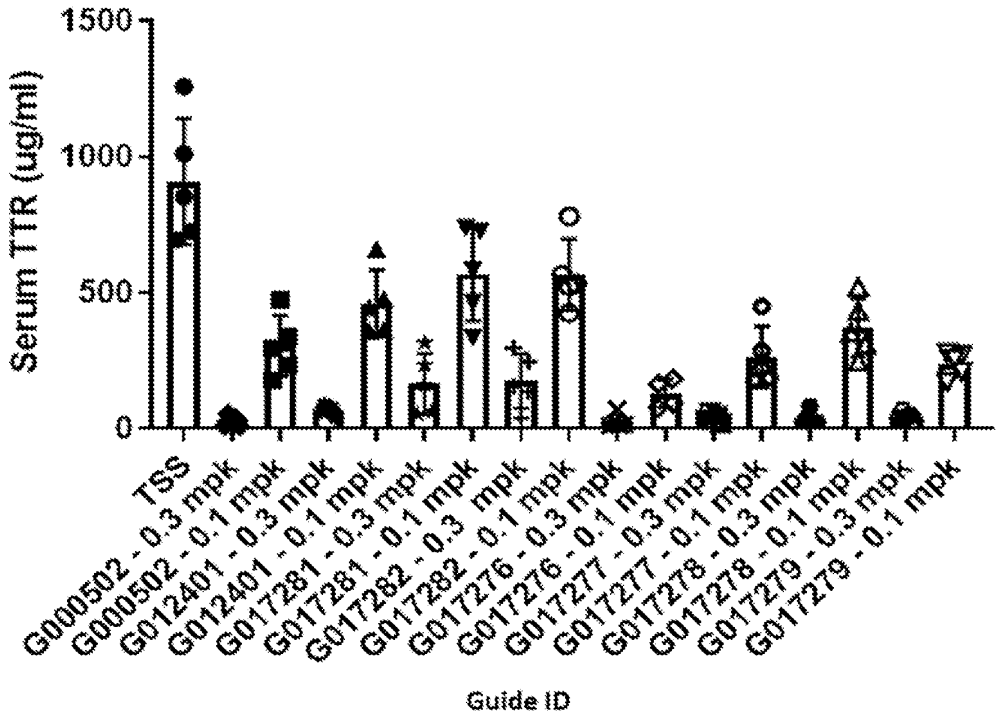
Serum TTR (µg/ml)
1500
1000
500
0
TSS
G000502 - 0.3 mpk
G000502 - 0.1 mpk
G012401 - 0.3 mpk
G012401 - 0.1 mpk
G017281 - 0.3 mpk
G017281 - 0.1 mpk
G017282 - 0.3 mpk
G017282 - 0.1 mpk
G017276 - 0.3 mpk
G017276 - 0.1 mpk
G017277 - 0.3 mpk
G017277 - 0.1 mpk
G017278 - 0.3 mpk
G017278 - 0.1 mpk
G017279 - 0.3 mpk
G017279 - 0.1 mpk
Guide ID

Fig. 7B

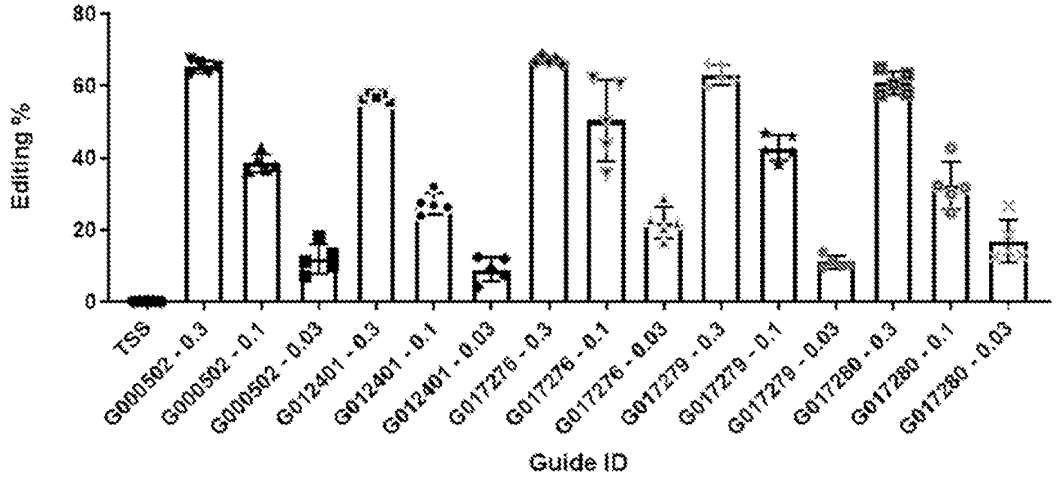
Editing %
80
60
40
20
0
TSS
G000502 - 0.3
G000502 - 0.1
G000502 - 0.03
G012401 - 0.3
G012401 - 0.1
G012401 - 0.03
G017276 - 0.3
G017276 - 0.1
G017276 - 0.03
G017279 - 0.3
G017279 - 0.1
G017279 - 0.03
G017280 - 0.3
G017280 - 0.1
G017280 - 0.03
Guide ID

Fig. 8A

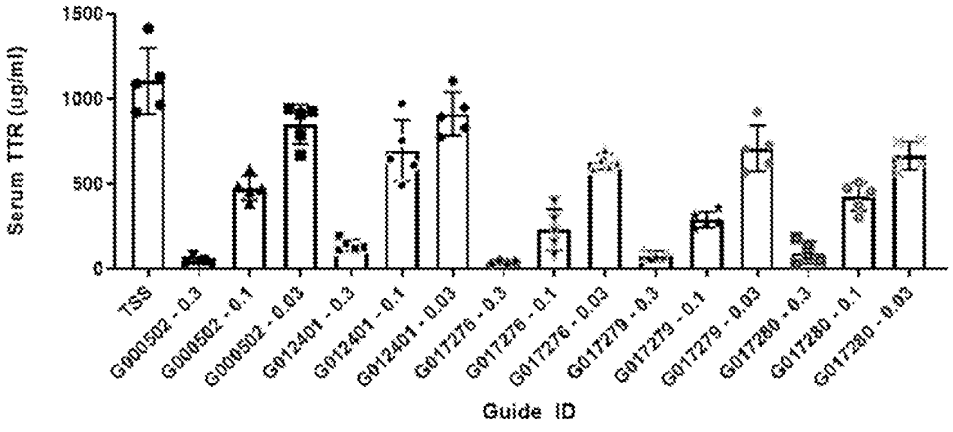
Serum TTR (ug/ml)
1500
1000
500
0
TSS
G000502 - 0.3
G000502 - 0.1
G000502 - 0.03
G012401 - 0.3
G012401 - 0.1
G012401 - 0.03
G017276 - 0.3
G017276 - 0.1
G017276 - 0.03
G017279 - 0.3
G017279 - 0.1
G017279 - 0.03
G017280 - 0.3
G017280 - 0.1
G017280 - 0.03
Guide ID

Fig. 8B

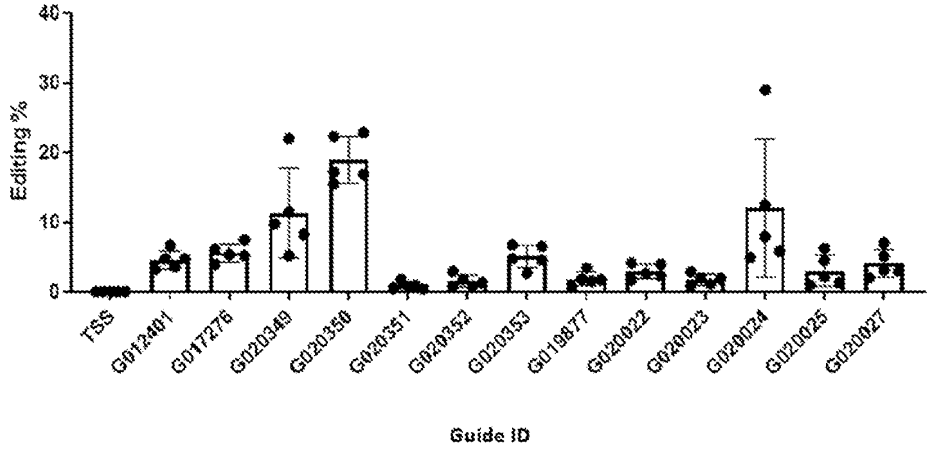
Editing %
40
30
20
10
0
TSS
G012401
G017276
G020349
G020350
G020351
G020352
G020353
G019877
G020022
G020023
G020024
G020025
G020027
Guide ID

Fig. 9A

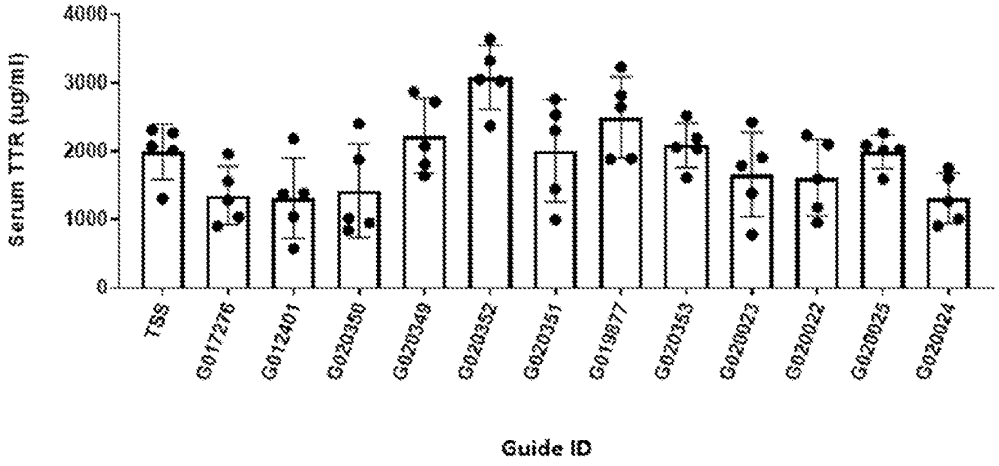
Serum TTR (ug/ml)
4000
3000
2000
1000
0
TSS
G017276
G012401
G020350
G020349
G020352
G020351
G019877
G020353
G020023
G020022
G020025
G020024
Guide ID

Fig. 9B

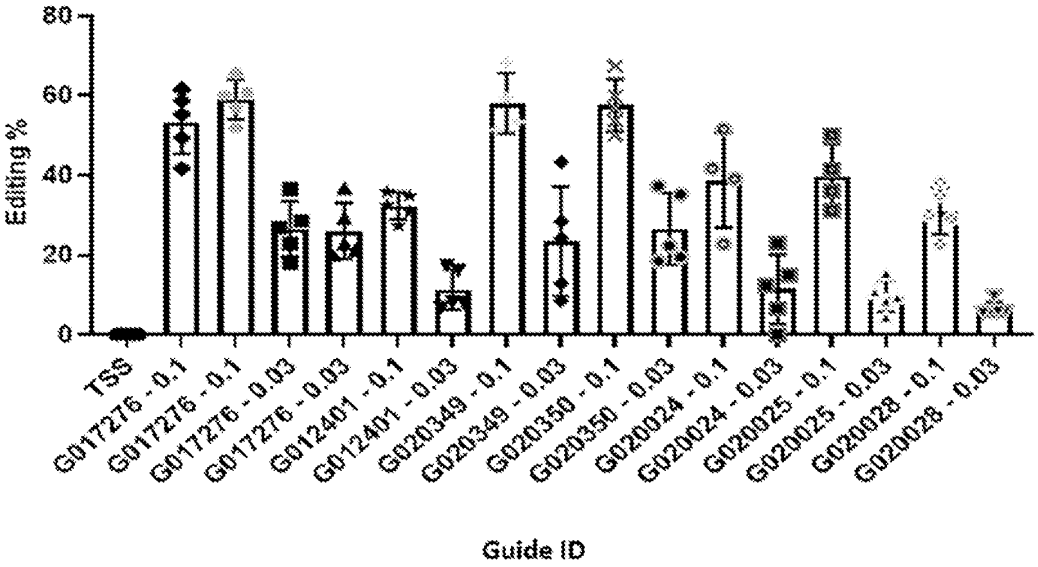

Fig. 10A

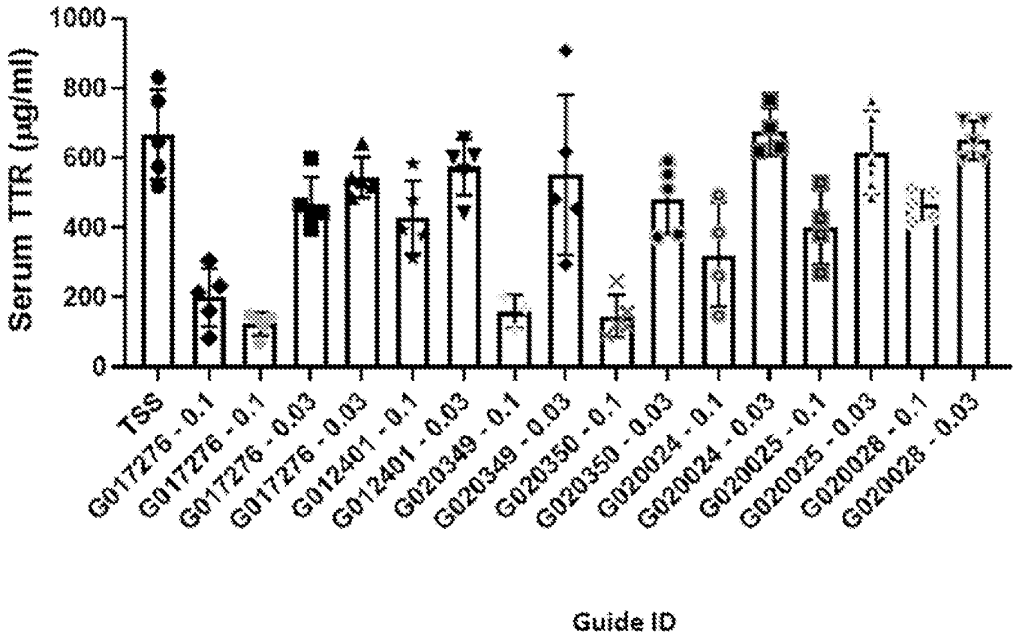

Fig. 10B

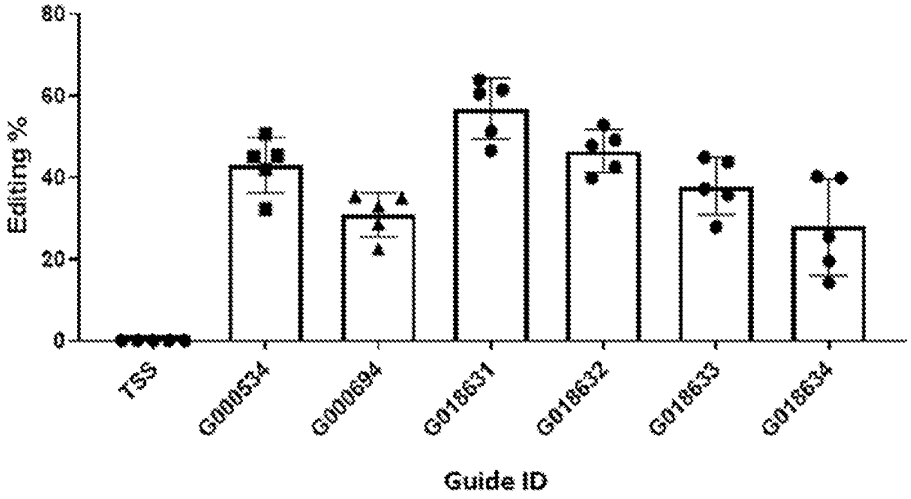

Fig. 11A

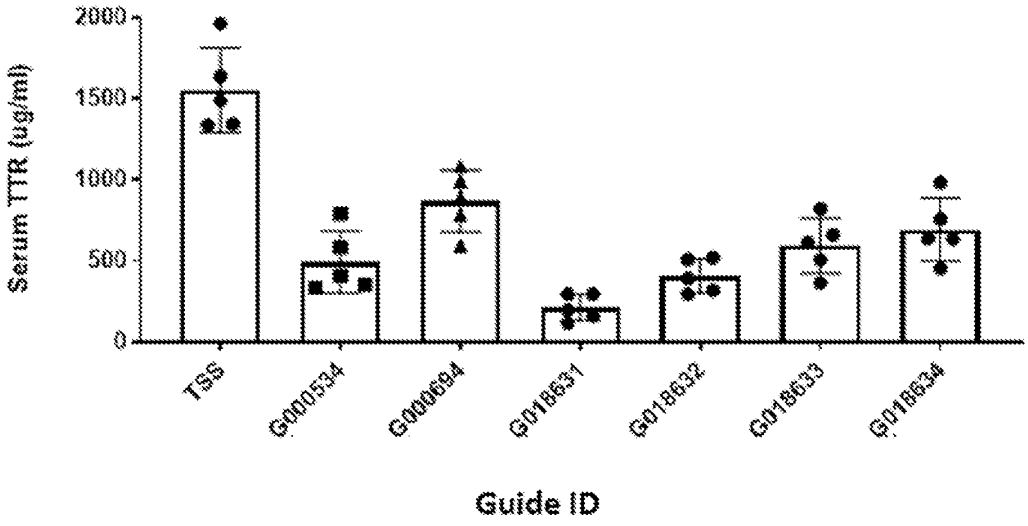

Fig. 11B

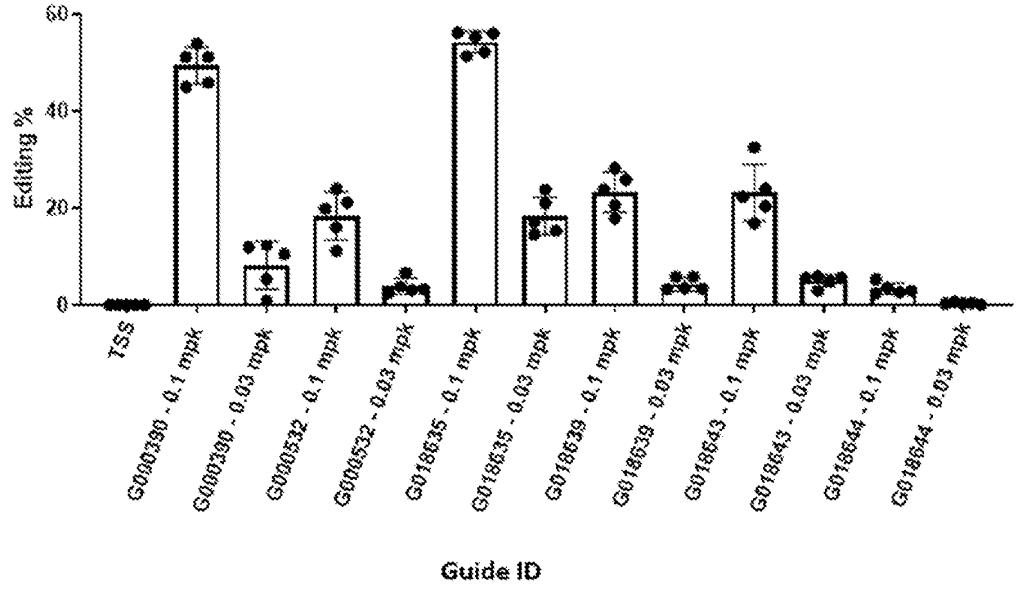

Fig. 12A

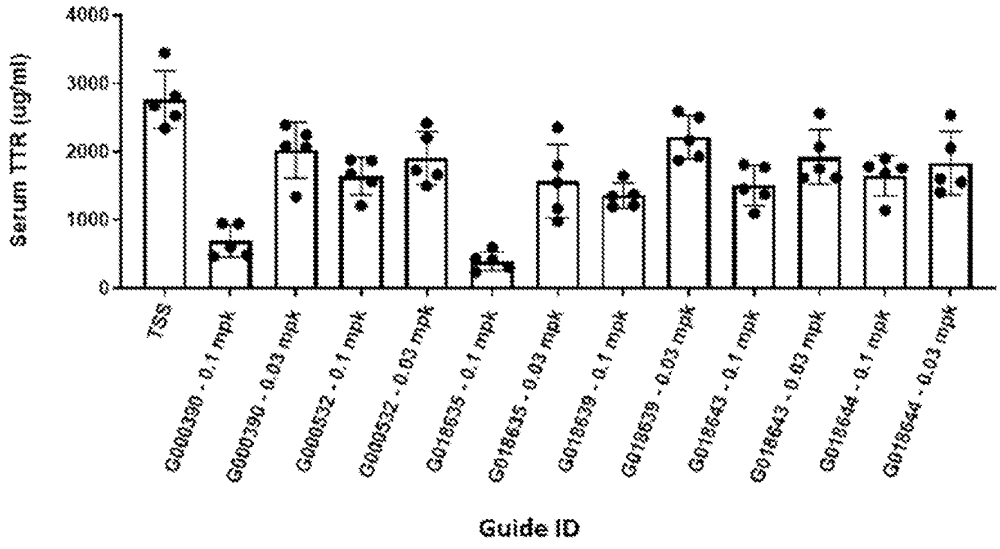

Fig. 12B