FIGURE 1.1

C#	Monomer (M) or Dimer (D) & MW (Daltons)	Cyclization Positions	Cyclization Chemical Bond	Cyclization Linker	Dimerization: Linker, Position, Chemical Bond	Stability Assays (SGF; SIF)	IC50 HEK Blue IL-17assays (AA, AF, FF)
1	M; 1862.167	---	---	---	---	SGF+; SIF+	AA+
1	ac-I-H-V-T-I-P-A-D-L-W-D-W-I-N-K-am (SEQ ID NO:1)						
1	CC[C@H](C)[C@H](NC(C)=O)C(=O)N[C@@H](CC1=CN=CN1)C(=O)N[C@@H](C(C)C)C(=O)N[C@@H]([C@@H](C)O)C(=O)N[C@@H]([C@@H](C)CC)C(=O)N1CCC[C@H]1C(=O)N[C@@H](C)C(=O)N[C@@H](CC(O)=O)C(=O)N[C@@H](CC(C)C)C(=O)N[C@@H](CC1=CNC2=CC=CC=C12)C(=O)N[C@@H](CC(O)=O)C(=O)N[C@@H](CC1=CNC2=CC=CC=C12)C(=O)N[C@@H]([C@@H](C)CC)C(=O)N[C@@H](CC(N)=O)C(=O)N[C@@H](CCCCN)C(N)=O						
2	M; 1868.255	---	---	---	---	SGF+; SIF+	AA+
2	ac-I-T-V-T-I-P-A-D-L-W-D-W-I-K-Lys_Dimethyl-am (SEQ ID NO:2)						
2	[H]N([C@@H](CCCCN(C)C)C(N)=O)C(=O)[C@H](CCCCN)NC(=O)[C@@H](NC(=O)[C@H](CC1=CNC2=CC=CC=C12)NC(=O)[C@H](CC(O)=O)NC(=O)[C@H](CC1=CNC2=CC=CC=C12)NC(=O)[C@H](CC(C)C)NC(=O)[C@H](CC(O)=O)NC(=O)[C@H](C)NC(=O)[C@@H]1CCCN1C(=O)[C@@H](NC(=O)[C@@H](NC(=O)[C@@H](NC(=O)[C@@H](NC(=O)[C@@H](NC(C)=O)[C@@H](C)CC)[C@@H](C)O)C(C)C)[C@@H](C)O)[C@@H](C)CC)[C@@H](C)CC						
3	M; 1733.992	---	---	---	---	SGF+; SIF+	AA+
3	ac-I-H-V-T-I-P-A-D-L-W-D-W-I-N-am (SEQ ID NO:3)						
3	CC[C@H](C)[C@H](NC(C)=O)C(=O)N[C@@H](CC1=CN=CN1)C(=O)N[C@@H](C(C)C)C(=O)N[C@@H]([C@@H](C)O)C(=O)N[C@@H]([C@@H](C)CC)C(=O)N1CCC[C@H]1C(=O)N[C@@H](C)C(=O)N[C@@H](CC(O)=O)C(=O)N[C@@H](CC(C)C)C(=O)N[C@@H](CC1=CNC2=CC=CC=C12)C(=O)N[C@@H](CC(O)=O)C(=O)N[C@@H](CC1=CNC2=CC=CC=C12)C(=O)N[C@@H]([C@@H](C)CC)C(=O)N[C@@H](CC(N)=O)C(N)=O						
4	M; 1826.13					SGF+; SIF+	AA++
4	ac-I-T-V-T-I-P-A-D-L-W-D-W-I-N-K-am (SEQ ID NO:4)						
4	CC[C@H](C)[C@H](NC(C)=O)C(=O)N[C@@H]([C@@H](C)O)C(=O)N[C@@H](C(C)C)C(=O)N[C@@H]([C@@H](C)O)C(=O)N[C@@H]([C@@H](C)CC)C(=O)N1CCC[C@H]1C(=O)N[C@@H](C)C(=O)N[C@@H](CC(O)=O)C(=O)N[C@@H](CC(C)C)C(=O)N[C@@H](CC1=CNC2=CC=CC=C12)C(=O)N[C@@H](CC(O)=O)C(=O)N[C@@H](CC1=CNC2=CC=CC=C12)C(=O)N[C@@H]([C@@H](C)CC)C(=O)N[C@@H](CC(N)=O)C(=O)N[C@@H](CCCCN)C(N)=O						
5	D; 4743.681	---	---	---	PEG21DA; X14K; amide	SGF+; SIF+	AA++++
5	ac-I-T-V-T-I-P-A-D-L-W-D-W-I-K-Lys_Dimethyl-am (SEQ ID NO:2)						
5	[H]N([C@@H](CCCCN(C)C)C(N)=O)C(=O)[C@H](CCCCNC(=O)CCOCCOCCOCCOCCOCCOCCOCCOCCOCCOCCOCCOCCOCCOCCOCCOCCOCCOCCOCCOCCOCCC(=O)NCCCC[C@H](NC(=O)[C@@H](NC(=O)[C@H](CC1=CNC2=CC=CC=C12)NC(=O)[C@H](CC(O)=O)NC(=O)[C@H](CC1=CNC2=CC=CC=C12)NC(=O)[C@H](CC(C)C)NC(=O)[C@H](CC(O)=O)NC(=O)[C@H](C)NC(=O)[C@@H]1CCCN1C(=O)[C@@H](NC(=O)[C@@H](NC(=O)[C@@H](NC(=O)[C@@H](NC(=O)[C@@H](NC(C)=O)[C@@H](C)CC)[C@@H](C)O)C(C)C)[C@@H](C)O)[C@@H](C)CC)[C@@H](C)CC)C(=						

FIGURE 1.2

C#	Monomer (M) or Dimer (D) & MW (Daltons)	Cyclization Positions	Cyclization Chemical Bond	Cyclization Linker	Dimerization: Linker, Position, Chemical Bond	Stability Assays (SGF; SIF)	IC50 HEK Blue IL-17assays (AA, AF, FF)
	O)N([H])[C@@H](CCCCN(C)C)C(N)=O)NC(=O)[C@@H](NC(=O)[C@H](CC1=CNC2=CC=CC=C12)NC(=O)[C@H](CC(O)=O)NC(=O)[C@H](CC1=CNC2=CC=CC=C12)NC(=O)[C@H](CC(C)C)NC(=O)[C@H](CC(O)=O)NC(=O)[C@H]1CCCN1C(=O)[C@@H](NC(=O)[C@H](NC(=O)[C@@H](NC(=O)[C@@H](NC(C)=O)[C@@H](C)CC)[C@@H](C)O)C(C)C)[C@@H](C)CC)[C@@H](C)CC				
6	M; 1760.03	---	---	---	---	---	AA++
6	ac-Chg-H-V-T-I-P-A-D-L-W-D-W-I-N-am (SEQ ID NO:5)						
6	CC[C@H](C)[C@H](NC(=O)[C@H](CC1=CNC2=CC=CC=C12)NC(=O)[C@H](CC(O)=O)NC(=O)[C@H](CC1=CNC2=CC=CC=C12)NC(=O)[C@H](CC(C)C)NC(=O)[C@H](CC(O)=O)NC(=O)[C@H](C)NC(=O)[C@@H]1CCCN1C(=O)[C@@H](NC(=O)[C@H](CC1=CN=CN1)NC(=O)[C@H](NC(C)=O)C1CCCCC1)C(C)C)[C@@H](C)O)[C@@H](C)CC)C(=O)N[C@@H](C)CC(N)=O)C(N)=O						
7	M; 1890.181	---	---	---	---	SGF+; SIF+	AA++
7	ac-I-H-V-T-I-P-A-D-L-W-D-W-I-N-dR-am (SEQ ID NO:6)						
7	CC[C@H](C)[C@H](NC(C)=O)C(=O)N[C@@H](CC1=CN=CN1)C(=O)N[C@@H](C(C)C)C(=O)N[C@@H]([C@@H](C)O)C(=O)N[C@@H]([C@@H](C)CC)C(=O)N1CCC[C@H]1C(=O)N[C@@H](C)C(=O)N[C@@H](CC(O)=O)C(=O)N[C@@H](CC(C)C)C(=O)N[C@@H](CC1=CNC2=CC=CC=C12)C(=O)N[C@@H](CCCNC(N)=N)C(N)=O						
8	M; 1868.215	---	---	---	---	---	AA+
8	ac-I-T-V-T-I-P-A-D-L-W-D-W-I-K-dR-am (SEQ ID NO:8)						
8	CC[C@H](C)[C@H](NC(C)=O)C(=O)N[C@@H]([C@@H](C)O)C(=O)N[C@@H](C(C)C)C(=O)N[C@@H]([C@@H](C)O)C(=O)N[C@@H]([C@@H](C)CC)C(=O)N1CCC[C@H]1C(=O)N[C@@H](C)C(=O)N[C@@H](CC(O)=O)C(=O)N[C@@H](CC(C)C)C(=O)N[C@@H](CC1=CNC2=CC=CC=C12)C(=O)N[C@@H](CCCNC(N)=N)C(N)=O	X7C-X11C	Thioether	mXylene_Linker	---	SGF+; SIF+	AA+
9	ac-I-H-V-T-I-P-C-D-L-W-C-W-I-N-am (SEQ ID NO:9)						
9	CC[C@H](C)[C@H](NC(C)=O)C(=O)N[C@@H](CC1=CN=CN1)C(=O)N[C@@H](C(C)C)C(=O)N[C@@H]([C@@H](C)O)C(=O)N[C@@H]([C@@H](C)CC)C(=O)N1CCC[C@H]1C(=O)N[C@@H]1CSCC2=CC(CSC[C@H](NC(=O)[C@H](CC3=CNC4=CC=CC=C34)NC(=O)[C@H](CC(C)C)NC(=O)[C@H](CC(O)=O)NC1=O)C(=O)N[C@@H](CC1=CNC3=CC=CC=C13)C(=O)N[C@@H]([C@@H](C)CC)C(=O)N[C@@H](CC(N)=O)C(N)=O)=CC=C2						
10	M; 1742.09	X10C-X14C	Thioether	oXylene_Linker		SGF+; SIF+	AA+

FIGURE 1.3

C#	Monomer (M) or Dimer (D) & MW (Daltons)	Cyclization Positions	Cyclization Chemical Bond	Cyclization Linker	Dimerization: Linker, Position, Chemical Bond	Stability Assays (SGF; SIF)	IC50 HEK Blue IL-17assays (AA, AF, FF)
10	ac-I-H-V-T-I-P-A-D-L-C-D-W-I-C-am (SEQ ID NO:10)						
10	CC[C@H](C)[C@H](NC(C)=O)C(=O)N[C@@H](CC1=CN=CN1)C(=O)N[C@@H](C(C)C)C(=O)N[C@@H](C)O)C(=O)N[C@@H]([C@@H](C)CC)C(=O)N1CCC[C@H]1C(=O)N[C@@H](C)C(=O)N[C@@H](CC(C)=O)C(=O)N[C@@H](CC(C)C)C(=O)N[C@H]1CSCC2=C(CSC[C@H](NC(=O)[C@@H](NC(=O)[C@H](CC3=CNC4=CC=CC=C34)NC(=O)[C@H](CC(O)=O)NC1=O)[C@@H](C)CC)C(N)=O)C=CC=C2				
11	M; 1856.24	X7C-X11C	Thioether	pXylene_Linker	---	SGF+; SIF+	AA+
11	ac-I-H-V-T-I-P-C-D-L-W-C-W-T-N-am (SEQ ID NO:11)						
11	CC[C@H](C)[C@H](NC(C)=O)C(=O)N[C@@H](CC1=CN=CN1)C(=O)N[C@@H](C(C)C)C(=O)N[C@@H]([C@@H](C)CC)C(=O)N1CCC[C@H]1C(=O)N[C@@H](CC1=CN=CN1)C(=O)N[C@@H](CC(C)C)C(=O)N[C@H](CC3=CNC4=CC=CC=C34)NC(=O)[C@H](CC(C)C)NC(=O)[C@H](CC(O)=O)NC1=O)C(=O)N[C@@H]([C@@H](C)CC)C(=O)N[C@@H](CC(N)=O)C(N)=O)C=C2				
12	D; 4038.753	---	---	---	PEG5DA; X14K; amide bond	---	AA++
12	ac-I-T-V-T-I-P-A-D-L-W-D-W-I-K-dR-am (SEQ ID NO:8)						
12	CC[C@H](C)[C@H](NC(C)=O)C(=O)N[C@@H]([C@@H](C)O)C(=O)N[C@@H](C(C)C)C(=O)N[C@@H]([C@@H](C)CC)C(=O)N1CCC[C@H]1C(=O)N[C@@H](C)C(=O)N[C@@H](CC(O)=O)C(=O)N[C@@H](CC(C)C)C(=O)N[C@@H](CC1=CNC2=CC=CC=C12)NC(=O)[C@@H](CC(O)=O)NC(=O)[C@H](CC1=CNC2=CC=CC=C12)NC(=O)[C@@H](CC(C)C)NC(=O)[C@H](CC(O)=O)NC(=O)[C@H](C)NC(=O)[C@@H](NC(=O)[C@@H](NC(=O)[C@@H](NC(=O)[C@@H](C)CC)[C@@H](C)O)C(=O)[C@@H](C)CC)[C@@H](C)C(=O)N[C@@H](CCCNC(N)=N)C(N)=O				
13	D; 4214.965	---	---	---	PEG9DA; X14K	---	AA++++
13	ac-I-T-V-T-I-P-A-D-L-W-D-W-T-K-dR-am (SEQ ID NO:8)						
13	CC[C@H](C)[C@H](NC(C)=O)C(=O)N[C@@H]([C@@H](C)O)C(=O)N[C@@H](C(C)C)C(=O)N[C@@H]([C@@H](C)CC)C(=O)N1CCC[C@H]1C(=O)N[C@@H](C)C(=O)N[C@@H](CC(O)=O)C(=O)N[C@@H](CC(C)C)C(=O)N[C@@H](CC1=CNC2=CC=CC=C12)NC(=O)[C@@H](CC(O)=O)NC(=O)[C@H](CC1=CNC2=CC=CC=C12)NC(=O)[C@H](CC(C)C)NC(=O)[C@H](CC(O)=O)NC(=O)[C@H](C)NC(=O)[C@@H](NC(=O)[C@@H](NC(=O)[C@@H](NC(=O)[C@@H](C)CC)[C@@H](C)O)C(=O)[C@@H](C)CC)[C@@H](C)C(=O)N[C@@H](CCCNC(N)=N)C(N)=O				
14	D; 4391.177	---	---	---	PEG13DA; X14K	---	AA++++

FIGURE 1.4

C#	Monomer (M) or Dimer (D) & MW (Daltons)	Cyclization Positions	Cyclization Chemical Bond	Cyclization Linker	Dimerization: Linker, Position, Chemical Bond	Stability Assays (SGF; SIF)	IC50 HEK Blue IL-17assays (AA, AF, FF)
14	ac-I-T-V-T-I-P-A-D-L-W-D-W-I-K-dR-am (SEQ ID NO:8)						
14	CC[C@H](C)[C@H](NC(C)=O)C(=O)N[C@@H]([C@@H](C)O)C(=O)N[C@@H](C(C)C)C(=O)N[C@@H]([C@@H](C)O)C(=O)N[C@@H]([C@@H](C)CC)C(=O)N1CCC[C@H]1C(=O)N[C@@H](C)C(=O)N[C@@H](CC(O)=O)C(=O)N[C@@H](CC(C)C)C(=O)N[C@@H](CC1=CNC2=CC=CC=C12)C(=O)N[C@@H](CC(O)=O)C(=O)N[C@@H](CC1=CNC2=CC=CC=C12)C(=O)N[C@@H]([C@@H](C)CC)C(=O)N[C@@H](CCCCNC(=O)CCOCCOCCOCCOCCOCCOCCOCCOCCOCCOCCOCCOCCOCCC(=O)NCCCC[C@H](NC(=O)[C@@H](NC(=O)[C@H](CC1=CNC2=CC=CC=C12)NC(=O)[C@H](CC(O)=O)NC(=O)[C@H](CC1=CNC2=CC=CC=C12)NC(=O)[C@H](CC(C)C)NC(=O)[C@H](CC(O)=O)NC(=O)[C@H](C)NC(=O)[C@@H]1CCCN1C(=O)[C@@H](NC(=O)[C@@H](NC(=O)[C@@H](NC(=O)[C@@H](NC(=O)[C@@H](NC(C)=O)[C@@H](C)CC)[C@@H](C)O)C(C)C)[C@@H](C)O)[C@@H](C)CC)[C@@H](C)CC)C(=O)N[C@H](CCCNC(N)=N)C(N)=O)C(=O)N[C@H](CCCNC(N)=N)C(N)=O						
15	D; 4919.813	---	---	---	PEG25DA; X14K; amide	---	AA++++
15	ac-I-T-V-T-I-P-A-D-L-W-D-W-I-K-dR-am(SEQ ID NO:8)						
15	CC[C@H](C)[C@H](NC(C)=O)C(=O)N[C@@H]([C@@H](C)O)C(=O)N[C@@H](C(C)C)C(=O)N[C@@H]([C@@H](C)O)C(=O)N[C@@H]([C@@H](C)CC)C(=O)N1CCC[C@H]1C(=O)N[C@@H](C)C(=O)N[C@@H](CC(O)=O)C(=O)N[C@@H](CC(C)C)C(=O)N[C@@H](CC1=CNC2=CC=CC=C12)C(=O)N[C@@H](CC(O)=O)C(=O)N[C@@H](CC1=CNC2=CC=CC=C12)C(=O)N[C@@H]([C@@H](C)CC)C(=O)N[C@@H](CCCCNC(=O)CCOCCOCCOCCOCCOCCOCCOCCOCCOCCOCCOCCOCCOCCOCCOCCOCCOCCOCCOCCOCCOCCOCCOCCOCCOCCC(=O)NCCCC[C@H](NC(=O)[C@@H](NC(=O)[C@H](CC1=CNC2=CC=CC=C12)NC(=O)[C@H](CC(O)=O)NC(=O)[C@H](CC1=CNC2=CC=CC=C12)NC(=O)[C@H](CC(C)C)NC(=O)[C@H](CC(O)=O)NC(=O)[C@H](C)NC(=O)[C@@H]1CCCN1C(=O)[C@@H](NC(=O)[C@@H](NC(=O)[C@@H](NC(=O)[C@@H](NC(=O)[C@@H](NC(C)=O)[C@@H](C)CC)[C@@H](C)O)C(C)C)[C@@H](C)O)[C@@H](C)CC)[C@@H](C)CC)C(=O)N[C@H](CCCNC(N)=N)C(N)=O)C(=O)N[C@H](CCCNC(N)=N)C(N)=O						
16	D; 3654.23	---	---	---	pBiphenyl_Linker; XC3; thioether bond	---	AA+++
16	ac-I-H-C-T-I-P-A-D-L-W-D-W-I-N-am (SEQ ID NO:12)						
16	CC[C@H](C)[C@H](NC(C)=O)C(=O)N[C@@H](CC1=CN=CN1)C(=O)N[C@@H](CSCC1=CC=C(C=C1)C1=CC=C(CSC[C@H](NC(=O)[C@H](CC2=CN=CN2)NC(=O)[C@@H](NC(C)=O)[C@@H](C)CC)C(=O)N[C@@H]([C@@H](C)O)C(=O)N[C@@H]([C@@H](C)CC)C(=O)N2CCC[C@H]2C(=O)N[C@@H](C)C(=O)N[C@@H](CC(O)=O)C(=O)N[C@@H](CC(C)C)C(=O)N[C@@H](CC2=CNC3=CC=CC=C23)C(=O)N[C@@H](CC(O)=O)C(=O)N[C@@H](CC2=CNC3=CC=CC=C23)C(=O)N[C@@H]([C@@H](C)CC)C(=O)N[C@@H](CC(N)=O)C(N)=O)C=C1)C(=O)N[C@@H]([C@@H](C)O)C(=O)N[C@@H]([C@@H](C)CC)C(=O)N1CCC[C@H]1C(=O)N[C@@H](C)C(=O)N[C@@H](CC(O)=O)C(=O)N[C@@H](CC(C)C)C(=O)N[C@@H](CC1=CNC2=CC=CC=C12)C(=O)N[C@@H](CC(O)=O)C(=O)N[C@@H](CC1=CNC2=CC=CC=C12)C(=O)N[C@@H]([C@@H](C)CC)C(=O)N[C@@H](CC(N)=O)C(N)=O						
17	D (heterodimer); 5264.297	---	---	---	No dimerization linker; X15K of SEQ ID NO:17 directly linked	SGF+; SIF+	AA++++; AF++

FIGURE 1.5

C#	Monomer (M) or Dimer (D) & MW (Daltons)	Cyclization Positions	Cyclization Chemical Bond	Cyclization Linker	Dimerization: Linker, Position, Chemical Bond	Stability Assays (SGF; SIF)	IC50 HEK Blue IL-17assays (AA, AF, FF)
					to PEG12 of SEQ ID NO:18; amide bond		
17	ac-I-T-V-T-I-P-A-D-L-W-D-W-I-PEG12-K-Lys_1PEG2_IsoGlu_Palm-am (SEQ ID NO:13) ac-I-T-V-T-I-P-A-D-L-W-D-W-I-PEG12 (SEQ ID NO:14)						
17	[H]C[C@H](NC(=O)[C@@H]1CC([H])CN1C(=O)[C@@H](NC(=O)[C@@H](NC(=O)[C@@H](NC(=O)[C@@H](NC(=O)C[H])C@@H][C)CC)[C@@H](C)O)C(C)C)[C@@H](C)O)C(=O)N[C@@H](CC(O)=O)C(=O)N[C@@H](CC(C)C)C(=O)N[C@@H](CC1=CNC2=CC=CC=C12)C(=O)N[C@@H](CC(O)=O)C(=O)N[C@@H]([C@@H](C)CC)C(=O)N[C@@H](NC(=O)[CCOCCOCCOCCOCCOCCOCCOCCOCC(=O)NCCCC[C@H](NC(=O)CCOCCOCCOCCOCCOCCOCCOCCOCCNC(=O)[C@@H](NC(=O)[C@H](CC(C)C)NC(=O)[C@H](CC(O)=O)NC(=O)[C@H](CC1=CNC2=CC=CC=C12)NC(=O)[C@H](CC(C)C)NC(=O)[C@@H](NC(=O)[C@H])[C@@H](C)CC)[C@@H](C)O)C(C)C)[C@@H](C)O)C(=O)N[C@@H](CCCCNC(=O)COCCOCCNC(=O)C(N)=O			
18	M; 2484.968	---	---	---	---	SGF+; SIF+	AA+++
18	ac-Lys_1PEG2_1PEG2_IsoGlu_C12-T-V-T-I-P-A-D-L-W-D-W-I-K-dR-am (SEQ ID NO:15)						
18	[H]C[C@H](NC(=O)[C@@H]1CC([H])CN1C(=O)[C@@H](NC(=O)[C@@H](NC(=O)[C@@H](NC(=O)[C@@H](NC(=O)[C@H](CCCCNC(=O)COCCOCCNC(=O)COCCOCCNC(=O)CC[C@@H](NC(=O)C[H])[C@@H](C)O)C(C)C)[C@@H](C)O)[C@@H](C)CC)C(=O)N[C@@H](CC(O)=O)C(=O)N[C@@H](CC1=CNC2=CC=CC=C12)C(=O)N[C@@H](CC(O)=O)C(=O)N[C@@H](CC1=CNC2=CC=CC=C12)C(=O)N[C@@H](C)CC)C(=O)N[C@@H](CCCCN[H])C(=O)N[C@H](CCCNC(N)=N)C(N)=O	---	---	SGF+; SIF+	AA+
19	M; 2497.023	---	---	---	---	SGF+; SIF+	AA+
19	ac-I-Lys_1PEG2_1PEG2_IsoGlu_C12-V-T-I-P-A-D-L-W-D-W-I-K-dR-am (SEQ ID NO:16)						
19	[H]C[C@H](NC(=O)[C@@H]1CC([H])CN1C(=O)[C@@H](NC(=O)[C@@H](NC(=O)[C@@H](NC(=O)[C@H](CCCCNC(=O)COCCOCCNC(=O)COCCOCCNC(=O)CC[C@H](NC(=O)CCCCCCCCCC)C(O)=O)NC(=O)C[H])[C@@H](C)CC)C(C)C)[C@@H](C)O)[C@@H](C)CC)C(=O)N[C@@H](CC(O)=O)C(=O)N[C@@H](CC1=CNC2=CC=CC=C12)C(=O)N[C@@H](CC(O)=O)C(=O)N[C@@H](CC1=CNC2=CC=CC=C12)C(=O)N[C@@H](C)CC)C(=O)N[C@@H](CCCCN[H])C(=O)N[C@H](CCCNC(N)=N)C(N)=O	---	---	SGF+; SIF+	AA++
20	M; 2527.049	---	---	---	---	SGF+; SIF+	AA++
20	ac-I-T-V-T-I-P-Lys_1PEG2_1PEG2_IsoGlu_C12-D-L-W-D-W-I-K-dR-am (SEQ ID NO:17)						
20	[H]CC(=O)N[C@@H]([C@@H](C)CC)C(=O)N[C@@H]([C@@H](C)O)C(=O)N[C@@H](C(C)C)C(=O)N[C@@H]([C@@H](C)O)C(=O)N[C@@H](C)CC)C(=O)N1CC([H])C[C@H]1C(=O)N[C@@H](CCCCNC(=O)COCCOCCNC(=O)CC[C@H](NC(=O)CCCCCCCCCC)C(O)=O)C(=O)N[C@@H](CC(O)=O)C(=O)N[C@@H](CC1=CNC2=CC=CC=C12)C(=O)N[C@@H](CC(O)=O)C(=O)N[C@@H](CC1=CNC2=CC=CC=C12)C(=O)N[C@@H]([C@@H](C)CC)C(=O)N[C@@H](CCCCN[H])C(=O)N[C@H](CCCNC(N)=N)C(N)=O						

FIGURE 1.6

C#	Monomer (M) or Dimer (D) & MW (Daltons)	Cyclization Positions	Cyclization Chemical Bond	Cyclization Linker	Dimerization: Linker, Position, Chemical Bond	Stability Assays (SGF; SIF)	IC50 HEK Blue IL-17assays (AA, AF, FF)
21	M; 2411.914	---	---	---	---	SGF+; SIF+	AA+
21	ac-I-T-V-T-I-P-A-D-L-Lys_1PEG2_1PEG2_IsoGlu_C12-D-W-I-K-dR-am (SEQ ID NO:18)						
21	[H]C[C@H](NC(=O)[C@@H]1CC([H])CN1C(=O)[C@@H](NC(=O)[C@@H](NC(=O)[C@@H](NC(=O)[C@@H](NC(=O)[C@@H](NC(=O)C[H])[C@@H](C)CC)[C@@H](C)O)C(C)C)[C@@H](C)O)[C@@H](C)CC)C(=O)N[C@@H](CC(O)=O)C(=O)N[C@@H](CC(C)C)C(=O)N[C@@H](CCCCNC(=O)COCCOCCNC(=O)COCCOCCNC(=O)CC[C@H](NC(=O)CCCCCCCCCCC)C(O)=O)C(=O)N[C@@H](CC(O)=O)C(=O)N[C@@H](CC1=CNC2=CC=CC=C12)C(=O)N[C@@H]([C@@H](C)CC)C(=O)N[C@@H](CCCCN[H])C(=O)N[C@H](CCCNC(N)=N)C(N)=O						
22	M; 2483.04	---	---	---	---	SGF+; SIF+	AA++
22	ac-I-T-V-T-I-P-A-D-L-W-Lys_1PEG2_1PEG2_IsoGlu_C12-W-I-K-dR-am (SEQ ID NO:19)						
22	[H]C[C@H](NC(=O)[C@@H]1CC([H])CN1C(=O)[C@@H](NC(=O)[C@@H](NC(=O)[C@@H](NC(=O)[C@@H](NC(=O)[C@@H](NC(=O)C[H])[C@@H](C)CC)[C@@H](C)O)C(C)C)[C@@H](C)O)[C@@H](C)CC)C(=O)N[C@@H](CC(O)=O)C(=O)N[C@@H](CC(C)C)C(=O)N[C@@H](CC1=CNC2=CC=CC=C12)C(=O)N[C@@H](CCCCNC(=O)COCCOCCNC(=O)COCCOCCNC(=O)CC[C@H](NC(=O)CCCCCCCCCCC)C(O)=O)C(=O)N[C@@H](CC1=CNC2=CC=CC=C12)C(=O)N[C@@H]([C@@H](C)CC)C(=O)N[C@@H](CCCCN[H])C(=O)N[C@H](CCCNC(N)=N)C(N)=O						
23	D (heterodimer); 4648.488	---	---	---	No dimerization linker; X15K of SEQ ID NO:24 directly linked to PEG12 of SEQ ID NO:25; amide bond	---	AA++++; AF+
23	ac-I-T-V-T-I-P-A-D-L-W-D-W-I-PEG12-K-Lys_Ac-am (SEQ ID NO:20) ac-I-T-V-T-I-P-A-D-L-W-D-W-I-PEG12-K (SEQ ID NO:21)						
23	[H]C[C@H](NC(=O)[C@@H]1CC([H])CN1C(=O)[C@@H](NC(=O)[C@@H](NC(=O)[C@@H](NC(=O)[C@@H](NC(=O)[C@@H](NC(=O)C[H])[C@@H](C)CC)[C@@H](C)O)C(C)C)[C@@H](C)O)[C@@H](C)CC)C(=O)N[C@@H](CC(O)=O)C(=O)N[C@@H](CC(C)C)C(=O)N[C@@H](CC1=CNC2=CC=CC=C12)C(=O)N[C@@H](CC(O)=O)C(=O)N[C@@H](CC1=CNC2=CC=CC=C12)C(=O)N[C@@H]([C@@H](C)CC)C(=O)NCCOCCOCCOCCOCCOCCOCCOCCOCCOCCOCCOCCOCCC(=O)NCCCC[C@H](NC(=O)CCOCCOCCOCCOCCOCCOCCOCCOCCOCCOCCOCCOCCNC(=O)[C@@H](NC(=O)[C@H](CC1=CNC2=CC=CC=C12)NC(=O)[C@H](CC(O)=O)NC(=O)[C@H](CC1=CNC2=CC=CC=C12)NC(=O)[C@H](CC(C)C)NC(=O)[C@H](CC(O)=O)NC(=O)[C@H](C[H])NC(=O)[C@@H]1CC([H])CN1C(=O)[C@@H](NC(=O)[C@@H](NC(=O)[C@@H](NC(=O)[C@@H](NC(=O)[C@@H](NC(=O)C[H])[C@@H](C)CC)[C@@H](C)O)C(C)C)[C@@H](C)O)[C@@H](C)CC)[C@@H](C)CC)C(=O)N[C@@H](CCCCNC(=O)C[H])C(N)=O						
24	D; 4743.601	---	---	---	PEG21DA; X14K; amide	---	AA++++; AF++++
24	ac-I-T-V-T-I-P-A-D-L-W-D-W-I-K-dR-am (SEQ ID NO:8)						

FIGURE 1.7

C#	Monomer (M) or Dimer (D) & MW (Daltons)	Cyclization Positions	Cyclization Chemical Bond	Cyclization Linker	Dimerization: Linker, Position, Chemical Bond	Stability Assays (SGF; SIF)	IC50 HEK Blue IL-17assays (AA, AF, FF)
24	CC[C@H](C)[C@H](NC(C)=O)C(=O)N[C@@H]([C@@H](C)O)C(=O)N[C@@H](C(C)C)C(=O)N[C@@H]([C@@H](C)O)C(=O)N[C@@H]([C@@H](C)CC)C(=O)N1CCC[C@H]1C(=O)N[C@@H](C)C(=O)N[C@@H](CC(O)=O)C(=O)N[C@@H](CC(C)C)C(=O)N[C@@H](CC1=CNC2=CC=CC=C12)C(=O)N[C@@H](CC(O)=O)C(=O)N[C@@H](CC1=CNC2=CC=CC=C12)C(=O)N[C@@H]([C@@H](C)CC)C(=O)N[C@@H](CCCCNC(=O)CCOCCOCCOCCOCCOCCOCCOCCOCCOCCOCCOCCOCCOCCOCCOCCOCCOCCOCCC(=O)NCCCC[C@H](NC(=O)[C@@H](NC(=O)[C@H](CC1=CNC2=CC=CC=C12)NC(=O)[C@H](CC(O)=O)NC(=O)[C@H](CC1=CNC2=CC=CC=C12)NC(=O)[C@H](CC(C)C)NC(=O)[C@H](CC(O)=O)NC(=O)[C@H](C)NC(=O)[C@@H]1CCCN1C(=O)[C@@H](NC(=O)[C@@H](NC(=O)[C@@H](NC(=O)[C@@H](NC(=O)[C@@H](NC(C)=O)[C@@H](C)CC)[C@@H](C)O)C(C)C)[C@@H](C)O)[C@@H](C)CC)[C@@H](C)CC)C(=O)N[C@H](CCCNC(N)=N)C(N)=O)C(=O)N[C@H](CCCNC(N)=N)C(N)=O						
25	D; 3578.13	---	---	---	mXylene_Linker; X3C; thioether	---	AA+
25	ac-I-H-C-T-I-P-A-D-L-W-D-W-I-N-am (SEQ ID NO:12)						
25	CC[C@H](C)[C@H](NC(C)=O)C(=O)N[C@@H](CC1=CN=CN1)C(=O)N[C@@H](CSCC1=CC(CSC[C@H](NC(=O)[C@H](CC2=CN=CN2)NC(=O)[C@@H](NC(C)=O)[C@@H](C)CC)C(=O)N[C@@H]([C@@H](C)O)C(=O)N[C@@H]([C@@H](C)CC)C(=O)N2CCC[C@H]2C(=O)N[C@@H](C)C(=O)N[C@@H](CC(O)=O)C(=O)N[C@@H](CC(C)C)C(=O)N[C@@H](CC2=CNC3=CC=CC=C23)C(=O)N[C@@H](CC(O)=O)C(=O)N[C@@H](CC2=CNC3=CC=CC=C23)C(=O)N[C@@H]([C@@H](C)CC)C(=O)N[C@@H](CC(N)=O)C(N)=O)=CC=C1)C(=O)N[C@@H]([C@@H](C)O)C(=O)N[C@@H]([C@@H](C)CC)C(=O)N1CCC[C@H]1C(=O)N[C@@H](C)C(=O)N[C@@H](CC(O)=O)C(=O)N[C@@H](CC(C)C)C(=O)N[C@@H](CC1=CNC2=CC=CC=C12)C(=O)N[C@@H](CC(O)=O)C(=O)N[C@@H](CC1=CNC2=CC=CC=C12)C(=O)N[C@@H]([C@@H](C)CC)C(=O)N[C@@H](CC(N)=O)C(N)=O						
26	D; 3578.13	---	---	---	pXylene_Linker; X3C; thioether	---	AA+
26	ac-I-H-C-T-I-P-A-D-L-W-D-W-I-N-am (SEQ ID NO:12)						
26	CC[C@H](C)[C@H](NC(C)=O)C(=O)N[C@@H](CC1=CN=CN1)C(=O)N[C@@H](CSCC1=CC=C(CSC[C@H](NC(=O)[C@H](CC2=CN=CN2)NC(=O)[C@@H](NC(C)=O)[C@@H](C)CC)C(=O)N[C@@H]([C@@H](C)O)C(=O)N[C@@H]([C@@H](C)CC)C(=O)N2CCC[C@H]2C(=O)N[C@@H](C)C(=O)N[C@@H](CC(O)=O)C(=O)N[C@@H](CC(C)C)C(=O)N[C@@H](CC2=CNC3=CC=CC=C23)C(=O)N[C@@H](CC(O)=O)C(=O)N[C@@H](CC2=CNC3=CC=CC=C23)C(=O)N[C@@H]([C@@H](C)CC)C(=O)N[C@@H](CC(N)=O)C(N)=O)C=C1)C(=O)N[C@@H]([C@@H](C)O)C(=O)N[C@@H]([C@@H](C)CC)C(=O)N1CCC[C@H]1C(=O)N[C@@H](C)C(=O)N[C@@H](CC(O)=O)C(=O)N[C@@H](CC(C)C)C(=O)N[C@@H](CC1=CNC2=CC=CC=C12)C(=O)N[C@@H](CC(O)=O)C(=O)N[C@@H](CC1=CNC2=CC=CC=C12)C(=O)N[C@@H]([C@@H](C)CC)C(=O)N[C@@H](CC(N)=O)C(N)=O						
27	M; 1748.063	---	---	---	---	---	AA+
27	ac-I-H-V-T-I-P-A-D-L-W-D-W-I-K-am (SEQ ID NO:22)						
27	CC[C@H](C)[C@H](NC(C)=O)C(=O)N[C@@H](CC1=CN=CN1)C(=O)N[C@@H](C(C)C)C(=O)N[C@@H]([C@@H](C)O)C(=O)N[C@@H]([C@@H](C)CC)C(=O)N1CCC[C@H]1C(=O)N[C@@H](C)C(=O)N[C@@H](CC(O)=O)C(=O)N[C@@H](CC(C)C)C(=O)N[C@@H](CC1=CNC2=CC=CC=C12)C(=O)N[C@@H](CC(O)=O)C(=O)N[C@@H](CC1=CNC2=CC=CC=C12)C(=O)N[C@@H]([C@@H](C)CC)C(=O)N[C@@H](CCCCN)C(N)=O						

FIGURE 1.8

C#	Monomer (M) or Dimer (D) & MW (Daltons)	Cyclization Positions	Cyclization Chemical Bond	Cyclization Linker	Dimerization: Linker, Position, Chemical Bond	Stability Assays (SGF; SIF)	IC50 HEK Blue IL-17assays (AA, AF, FF)
28	D; 4503.297	---	---	---	PEG21DA; X14; amide	---	AA++++; AF+++
28	ac-I-H-V-T-I-P-A-D-L-W-D-W-I-K-am (SEQ ID NO:22)						
28	CC[C@H](C)[C@H](NC(C)=O)C(=O)N[C@@H](CC1=CN=CN1)C(=O)N[C@@H](C(C)C)C(=O)N[C@@H]([C@@H](C)O)C(=O)N[C@@H]([C@@H](C)CC)C(=O)N1CCC[C@H]1C(=O)N[C@@H](C)C(=O)N[C@@H](CC(O)=O)C(=O)N[C@@H](CC(C)C)C(=O)N[C@@H](CC1=CNC2=CC=CC=C12)C(=O)N[C@@H](CC(O)=O)C(=O)N[C@@H](CC1=CNC2=CC=CC=C12)C(=O)N[C@@H]([C@@H](C)CC)C(=O)N[C@@H](CCCCNC(=O)CCOCCOCCOCCOCCOCCOCCOCCOCCOCCOCCOCCOCCOCCOCCOCCOCCOCCOCCOCCOCCOCCOCCC(=O)NCCCC[C@H](NC(=O)[C@@H](NC(=O)[C@H](CC1=CNC2=CC=CC=C12)NC(=O)[C@H](CC(O)=O)NC(=O)[C@H](CC1=CNC2=CC=CC=C12)NC(=O)[C@H](CC(C)C)NC(=O)[C@H](CC(O)=O)NC(=O)[C@H](C)NC(=O)[C@@H]1CCCN1C(=O)[C@@H](NC(=O)[C@@H](NC(=O)[C@@H](NC(=O)[C@H](CC1=CN=CN1)NC(=O)[C@@H](NC(C)=O)[C@@H](C)CC)C(C)C)[C@@H](C)O)[C@@H](C)CC)[C@@H](C)CC)C(N)=O)C(N)=O						
29	M; 1863.107	---	---	---	---	---	AA+
29	ac-I-H-V-T-I-P-A-D-L-W-D-W-I-N-E-am (SEQ ID NO:23)						
29	CC[C@H](C)[C@H](NC(C)=O)C(=O)N[C@@H](CC1=CN=CN1)C(=O)N[C@@H](C(C)C)C(=O)N[C@@H]([C@@H](C)O)C(=O)N[C@@H]([C@@H](C)CC)C(=O)N1CCC[C@H]1C(=O)N[C@@H](C)C(=O)N[C@@H](CC(O)=O)C(=O)N[C@@H](CC(C)C)C(=O)N[C@@H](CC1=CNC2=CC=CC=C12)C(=O)N[C@@H](CC(O)=O)C(=O)N[C@@H](CC1=CNC2=CC=CC=C12)C(=O)N[C@@H]([C@@H](C)CC)C(=O)N[C@@H](CC(N)=O)C(=O)N[C@@H](CCC(O)=O)C(N)=O						
30	M; 1774.057	---	---	---	---	---	AA+
30	ac-I-H-V-T-I-P-A-D-Cha-W-D-W-I-N-am (SEQ ID NO:24)						
30	CC[C@H](C)[C@H](NC(C)=O)C(=O)N[C@@H](CC1=CN=CN1)C(=O)N[C@@H](C(C)C)C(=O)N[C@@H]([C@@H](C)O)C(=O)N[C@@H]([C@@H](C)CC)C(=O)N1CCC[C@H]1C(=O)N[C@@H](C)C(=O)N[C@@H](CC(O)=O)C(=O)N[C@@H](CC1CCCCC1)C(=O)N[C@@H](CC1=CNC2=CC=CC=C12)C(=O)N[C@@H](CC(O)=O)C(=O)N[C@@H](CC1=CNC2=CC=CC=C12)C(=O)N[C@@H]([C@@H](C)CC)C(=O)N[C@@H](CC(N)=O)C(N)=O						
31	M; 1790.1	---	---	---	---	---	AA+++
31	ac-I-H-V-T-I-P-A-D-Ogl-W-D-W-I-N-am (SEQ ID NO:25)						
31	CCCCCCCC[C@H](NC(=O)[C@H](CC(O)=O)NC(=O)[C@H](C)NC(=O)[C@@H]1CCCN1C(=O)[C@@H](NC(=O)[C@@H](NC(=O)[C@@H](NC(=O)[C@H](CC1=CN=CN1)NC(=O)[C@@H](NC(C)=O)[C@@H](C)CC)C(C)C)[C@@H](C)O)[C@@H](C)CC)C(=O)N[C@@H](CC1=CNC2=CC=CC=C12)C(=O)N[C@@H](CC(O)=O)C(=O)N[C@@H](CC1=CNC2=CC=CC=C12)C(=O)N[C@@H]([C@@H](C)CC)C(=O)N[C@@H](CC(N)=O)C(N)=O						
32	M; 1956.244	---	---	---	---	---	AA++
32	ac-I-H-V-T-I-P-H-D-L-W-D-W-I-N-dR-am (SEQ ID NO:26)						
32	CC[C@H](C)[C@H](NC(C)=O)C(=O)N[C@@H](CC1=CN=CN1)C(=O)N[C@@H](C(C)C)C(=O)N[C@@H]([C@@H](C)O)C(=O)N[C@@H]([C@@H](C)CC)C(=O)N1CCC[C@H]1C(=O)N[C@@H](CC1=CN=CN1)C(=O)N[C@@H](CC(O)=O)C(=O)N[C@@H](CC(C)C)C(=O)N[C@@H](CC1=CNC2						

FIGURE 1.9

C#	Monomer (M) or Dimer (D) & MW (Daltons)	Cyclization Positions	Cyclization Chemical Bond	Cyclization Linker	Dimerization: Linker, Position, Chemical Bond	Stability Assays (SGF; SIF)	IC50 HEK Blue IL-17assays (AA, AF, FF)
	=CC=CC=C12)C(=O)N[C@@H](CC(O)=O)C(=O)N[C@@H](CC1=CNC2=CC=CC=C12)C(=O)N[C@@H]([C@@H](C)CC)C(=O)N[C@@H](CC(N)=O)C(=O)N[C@H](CCCNC(N)=N)C(N)=O					
33	M; 1919.223	---	---	---	---	---	AA++
33	ac-I-H-V-T-I-P-Dab-D-L-W-D-W-I-N-dR-am (SEQ ID NO:27)						
33	CC[C@H](C)[C@H](NC(C)=O)C(=O)N[C@@H](CC1=CN=CN1)C(=O)N[C@@H](C(C)C)C(=O)N[C@@H](C)O)C(=O)N[C@@H]([C@@H]1(C)CC)C(=O)N1CCC[C@H]1C(=O)N[C@@H](CCN)C(=O)N[C@@H](CC(O)=O)C(=O)N[C@@H](CC(C)C)C(=O)N[C@@H](CC1=CNC2=CC=CC=C12)C(=O)N[C@@H](CC(O)=O)C(=O)N[C@@H](CC1=CNC2=CC=CC=C12)C(=O)N[C@@H]([C@@H](C)CC)C(=O)N[C@@H](CC(N)=O)C(=O)N[C@H](CCCNC(N)=N)C(N)=O					
34	M; 1926.162	---	---	---	---	---	AA++
34	ac-I-H-V-T-I-Dfp-A-D-L-W-D-W-I-N-dR-am (SEQ ID NO:28)						
34	CC[C@H](C)[C@H](NC(C)=O)C(=O)N[C@@H](CC1=CN=CN1)C(=O)N[C@@H](C(C)C)C(=O)N[C@@H]([C@@H](C)O)C(=O)N[C@@H]([C@@H](C)CC)C(=O)N1CC(F)(F)C[C@H]1C(=O)N[C@@H](C)C(=O)N[C@@H](CC(O)=O)C(=O)N[C@@H](CC(C)C)C(=O)N[C@@H](CC1=CNC2=CC=CC=C12)C(=O)N[C@@H](CC1=CNC2=CC=CC=C12)C(=O)N[C@@H]([C@@H](C)CC)C(=O)N[C@@H](CC(N)=O)C(=O)N[C@H](CCCNC(N)=N)C(N)=O					
35	M; 1975.35	X7Lys_Ac-X11C	Thioether	---	---	SGF+; SIF+	AA++
35	ac-I-H-V-T-I-P-Lys_Ac-D-L-W-C-W-I-N-dR-am (SEQ ID NO:29)						
35	CC[C@H](C)[C@H](NC(C)=O)C(=O)N[C@@H](CC1=CN=CN1)C(=O)N[C@@H](C(C)C)C(=O)N[C@@H]([C@@H](C)O)C(=O)N[C@@H]([C@@H](C)CC)C(=O)N1CCC[C@H]1C(=O)N[C@@H]1CCCCNC(=O)CSC[C@H](NC(=O)[C@H](CC2=CNC3=CC=CC=C23)NC(=O)[C@H](CC(C)C)NC(=O)[C@H](CC(O)=O)NC1=O)C(=O)N[C@@H](CC1=CNC2=CC=CC=C12)C(=O)N[C@@H]([C@@H](C)CC)C(=O)N[C@@H](CC(N)=O)C(=O)N[C@H](CCCNC(N)=N)C(N)=O					
36	M; 1975.35	X7C-X11Lys_Ac	Thioether	---	---	SGF+; SIF+	AA++
36	ac-I-H-V-T-I-P-C-D-L-W-Lys_Ac-W-I-N-dR-am (SEQ ID NO:30)						
36	CC[C@H](C)[C@H](NC(C)=O)C(=O)N[C@@H](CC1=CN=CN1)C(=O)N[C@@H](C(C)C)C(=O)N[C@@H]([C@@H](C)O)C(=O)N[C@@H]([C@@H](C)CC)C(=O)N1CCC[C@H]1C(=O)N[C@@H]1CSCC(=O)NCCCC[C@H](NC(=O)[C@H](CC2=CNC3=CC=CC=C23)NC(=O)[C@H](CC(C)C)NC(=O)[C@H](CC(O)=O)NC1=O)C(=O)N[C@@H](CC1=CNC2=CC=CC=C12)C(=O)N[C@@H]([C@@H](C)CC)C(=O)N[C@@H](CC(N)=O)C(=O)N[C@H](CCCNC(N)=N)C(N)=O	X7C-X11C	Thioether	pXylene_Linker	---	SGF+; SIF+	AA++
37	ac-I-H-V-T-I-P-C-D-L-W-C-W-I-N-dR-am (SEQ ID NO:31)						

FIGURE 1.10

C#	Monomer (M) or Dimer (D) & MW (Daltons)	Cyclization Positions	Cyclization Chemical Bond	Cyclization Linker	Dimerization: Linker, Position, Chemical Bond	Stability Assays (SGF; SIF)	IC50 HEK Blue IL-17assays (AA, AF, FF)
37	CC[C@H](C)[C@H](NC(C)=O)C(=O)N[C@@H](CC1=CN=CN1)C(=O)N[C@@H](C(C)C)C(=O)N[C@@H]([C@@H](C)O)C(=O)N[C@@H]([C@@H](C)CC)C(=O)N1CCC[C@H]1C(=O)N[C@H]1CSCC2=CC=C(CSC[C@H](NC(=O)[C@H](CC3=CNC4=CC=CC=C34)NC(=O)[C@H](CC(C)C)NC(=O)[C@H](CC(O)=O)NC1=O)C(=O)N[C@@H](CC1=CNC3=CC=CC=C13)C(=O)N[C@@H]([C@@H](C)CC)C(=O)N[C@@H](CC(N)=O)C(=O)N[C@H](CCCNC(N)=N)C(N)=O)C=C2						
38	M; 2012.43	X7C-X11C	Thioether	mXylene_Linker	---	SGF+; SIF+	AA+
38	ac-I-H-V-T-I-P-C-D-L-W-C-W-I-N-dR-am (SEQ ID NO:31)						
38	CC[C@H](C)[C@H](NC(C)=O)C(=O)N[C@@H](CC1=CN=CN1)C(=O)N[C@@H](C(C)C)C(=O)N[C@@H]([C@@H](C)O)C(=O)N[C@@H]([C@@H](C)CC)C(=O)N1CCC[C@H]1C(=O)N[C@H]1CSCC2=CC(CSC[C@H](NC(=O)[C@H](CC3=CNC4=CC=CC=C34)NC(=O)[C@H](CC(C)C)NC(=O)[C@H](CC(O)=O)NC1=O)C(=O)N[C@@H](CC1=CNC3=CC=CC=C13)C(=O)N[C@@H]([C@@H](C)CC)C(=O)N[C@@H](CC(N)=O)C(=O)N[C@H](CCCNC(N)=N)C(N)=O)=CC=C2						
39	M; 2012.43	X7C-X11C	Thioether	oXylene_Linker	---	SGF+; SIF+	AA+
39	ac-I-H-V-T-I-P-C-D-L-W-C-W-I-N-dR-am(SEQ ID NO:31)						
39	CC[C@H](C)[C@H](NC(C)=O)C(=O)N[C@@H](CC1=CN=CN1)C(=O)N[C@@H](C(C)C)C(=O)N[C@@H]([C@@H](C)O)C(=O)N[C@@H]([C@@H](C)CC)C(=O)N1CCC[C@H]1C(=O)N[C@H]1CSCC2=C(CSC[C@H](NC(=O)[C@H](CC3=CNC4=CC=CC=C34)NC(=O)[C@H](CC(C)C)NC(=O)[C@H](CC(O)=O)NC1=O)C(=O)N[C@@H](CC1=CNC3=CC=CC=C13)C(=O)N[C@@H]([C@@H](C)CC)C(=O)N[C@@H](CC(N)=O)C(=O)N[C@H](CCCNC(N)=N)C(N)=O)C=CC=C2						
40	M; 1976.39	X7C-X11C	Thioether	pXylene_Linker	---	SGF+; SIF+	AA++
40	ac-I-T-V-T-I-P-C-D-L-W-C-W-I-N-dR-am (SEQ ID NO:32)						
40	CC[C@H](C)[C@H](NC(C)=O)C(=O)N[C@@H]([C@@H](C)O)C(=O)N[C@@H](C(C)C)C(=O)N[C@@H]([C@@H](C)O)C(=O)N[C@@H]([C@@H](C)CC)C(=O)N1CCC[C@H]1C(=O)N[C@H]1CSCC2=CC=C(CSC[C@H](NC(=O)[C@H](CC3=CNC4=CC=CC=C34)NC(=O)[C@H](CC(C)C)NC(=O)[C@H](CC(O)=O)NC1=O)C(=O)N[C@@H](CC1=CNC3=CC=CC=C13)C(=O)N[C@@H]([C@@H](C)CC)C(=O)N[C@@H](CC(N)=O)C(=O)N[C@H](CCCNC(N)=N)C(N)=O)C=C2						
41	M; 1976.39	X7C-X11C	Thioether	mXylene_Linker	---	SGF+; SIF+	AA++
41	ac-I-T-V-T-I-P-C-D-L-W-C-W-I-N-dR-am (SEQ ID NO:32)						
41	CC[C@H](C)[C@H](NC(C)=O)C(=O)N[C@@H]([C@@H](C)O)C(=O)N[C@@H](C(C)C)C(=O)N[C@@H]([C@@H](C)O)C(=O)N[C@@H]([C@@H](C)CC)C(=O)N1CCC[C@H]1C(=O)N[C@H]1CSCC2=CC(CSC[C@H](NC(=O)[C@H](CC3=CNC4=CC=CC=C34)NC(=O)[C@H](CC(C)C)NC(=O)[C@H](CC(O)=O)NC1=O)C(=O)N[C@@H](CC1=CNC3=CC=CC=C13)C(=O)N[C@@H]([C@@H](C)CC)C(=O)N[C@@H](CC(N)=O)C(=O)N[C@H](CCCNC(N)=N)C(N)=O)=CC=C2						
42	M; 2034.43	X7C-X11C	Thioether	mXylene_Linker	---	SGF+; SIF+	AA++

FIGURE 1.11

C#	Monomer (M) or Dimer (D) & MW (Daltons)	Cyclization Positions	Cyclization Chemical Bond	Cyclization Linker	Dimerization: Linker, Position, Chemical Bond	Stability Assays (SGF; SIF)	IC50 HEK Blue IL-17assays (AA, AF, FF)
42	ac-I-T-V-T-I-P-C-Gla-L-W-C-W-I-N-dR-am (SEQ ID NO:33)						
42	[H][C@](NC(=O)[C@@H](NC(=O)[C@@]([H])(NC(=O)[C@@]([H])(NC(C)=O)[C@@H](C)CC)[C@@H](C)O)C(C)C)([C@@H](C)O)C(=O)N[C@@]([H])([C@@H](C)CC)C(=O)N1CCC[C@H]1C(=O)N[C@H]1CSCC2=CC(CSC[C@H](NC(=O)[C@H](CC3=CNC4=C3C=CC=C4)NC(=O)[C@H](CC(C)C)NC(=O)C(C[C@H](NC1=O)C(O)=O)C(O)=O)C(=O)N[C@@H](CC1=CNC3=C1C=CC=C3)C(=O)N[C@@]([H])([C@@H](C)CC)C(=O)N[C@@H](CC(N)=O)C(=O)N[C@H](CCCNC(N)=N)C(N)=O)=CC=C2						
43	M; 2556.091	---	---	---	---	SGF+; SIF+	AA+++
43	Lys_1PEG2_1PEG2_IsoGlu_C12-I-T-V-T-I-P-A-D-L-W-D-W-I-K-dR-am (SEQ ID NO:34)						
43	[H]C[C@H](NC(=O)[C@@H]1CC([H])CN1C(=O)[C@@H](NC(=O)[C@@H](NC(=O)[C@@H](NC(=O)[C@@H](NC(=O)[C@@H](NC(=O)[C@@H](N[H])CCCCNC(=O)COCCOCCNC(=O)COCCOCCNC(=O)CC[C@H](NC(=O)CCCCCCCCCCC)C(O)=O)[C@@H](C)CC)[C@@H](C)O)C(C)C)[C@@H](C)O)[C@@H](C)CC)C(=O)N[C@@H](CC(O)=O)C(=O)N[C@@H](CC(C)C)C(=O)N[C@@H](CC1=CNC2=CC=CC=C12)C(=O)N[C@@H](CC(O)=O)C(=O)N[C@@H](CC1=CNC2=CC=CC=C12)C(=O)N[C@@H]([C@@H](C)CC)C(=O)N[C@@H](CCCCN[H])C(=O)N[C@H](CCCNC(N)=N)C(N)=O						
44	M; 2598.128	---	---	---	---	SGF+; SIF+	AA+++
44	ac-I-T-V-T-I-P-A-D-L-W-D-W-I-K-dR-Lys_1PEG2_1PEG2_IsoGlu_C12-am (SEQ ID NO:35)						
44	[H]CC(=O)N[C@@H]([C@@H](C)CC)C(=O)N[C@@H]([C@@H](C)O)C(=O)N[C@@H](C(C)C)C(=O)N[C@@H]([C@@H](C)O)C(=O)N[C@@H]([C@@H](C)CC)C(=O)N1CC([H])C[C@H]1C(=O)C[C@H](NN[C@@H](CC(O)=O)C(=O)N[C@@H](CC(C)C)C(=O)N[C@@H](CC1=CNC2=CC=CC=C12)C(=O)N[C@@H](CC(O)=O)C(=O)N[C@@H](CC1=CNC2=CC=CC=C12)C(=O)N[C@@H]([C@@H](C)CC)C(=O)N[C@@H](CCCCN[H])C(=O)N[C@H](CCCNC(N)=N)C(=O)N[C@@H](CCCCNC(=O)COCCOCCNC(=O)COCCOCCNC(=O)CC[C@H](NC(=O)CCCCCCCCCCC)C(O)=O)C(N)=O)C([H])=O						
45	D; 4883.78	X5Hhc-X13Hhc	Disulfide	---	PEG21DA; X14K; amide	SGF+; SIF+	AA+++, AF+++
45	ac-I-H-V-T-Hhc-P-A-D-L-W-D-W-Hhc-dR-am (SEQ ID NO:36)						
45	[H]NC(N)=NCCC[C@@H](NC(=O)[C@H](CCCCNC(=O)CCOCCOCCOCCOCCOCCOCCOCCOCCOCCOCCOCCOCCOCCOCCOCCOCCOCCOCCOCCOCCOCCC(=O)NCCCC[C@H](NC(=O)[C@@H]1CCCSSCCC[C@H](NC(=O)[C@@]([H])(NC(=O)[C@@H](NC(=O)[C@H](CC2=CN([H])C=N2)NC(=O)[C@@]([H])(NC(C)=O)[C@@H](C)CC)C(C)C)[C@@H](C)O[H])C(=O)N2CCC[C@H]2C(=O)N[C@@H](C)C(=O)N[C@@H](CC(O)=O)C(=O)N[C@@H](CC(C)C)C(=O)N[C@@H](CC2=CN([H])C3=C2C=CC=C3)C(=O)N[C@@H](CC(O)=O)C(=O)N[C@@H](CC2=CN([H])C3=C2C=CC=C3)C(=O)N1)C(=O)N[C@H](CCCN=C(N)N[H])C(N)=O)NC(=O)[C@@H]1CCCSSCCC[C@H](NC(=O)[C@@]([H])(NC(=O)[C@@H](NC(=O)[C@H](CC2=CN([H])C=N2)NC(=O)[C@@]([H])(NC(C)=O)[C@@H](C)CC)C(C)C)[C@@H](C)O[H])C(=O)N2CCC[C@H]2C(=O)N[C@@H](C)C(=O)N[C@@H](CC(O)=O)C(=O)N[C@@H](CC(C)C)C(=O)N[C@@H](CC2=CN([H])C3=C2C=CC=C3)C(=O)N[C@@H](CC(O)=O)C(=O)N[C@@H](CC2=CN([H])C3=C2C=CC=C3)C(=O)N1)C(N)=O						

FIGURE 1.12

C#	Monomer (M) or Dimer (D) & MW (Daltons)	Cyclization Positions	Cyclization Chemical Bond	Cyclization Linker	Dimerization: Linker, Position, Chemical Bond	Stability Assays (SGF; SIF)	IC50 HEK Blue IL-17assays (AA, AF, FF)
46	D; 4855.72	X9Hcy-X13Hhc	Disulfide	---	PEG21DA; X14K; amide	SGF+; SIF+	AA++++
46	ac-I-H-V-T-I-P-A-D-Hcy-W-D-W-Hhc-K-dR-am (SEQ ID NO:37)						
46	[H]NC(N)=NCCC[C@@H](NC(=O)[C@H](CCCCNC(=O)CCOCCOCCOCCOCCOCCOCCOCCOCCOCCOCCOCCOCCOCCOCCOCCOCCOCCOCCOCCOCCOCCC(=O)NCCCC[C@H](NC(=O)[C@@H]1CCCSSCC[C@H](NC(=O)[C@H](CC(O)=O)NC(=O)[C@H](C)NC(=O)[C@@H]2CCCN2C(=O)[C@@]([H])(NC(=O)[C@@]([H])(NC(=O)[C@@H](NC(=O)[C@H](CC2=CN([H])C=N2)NC(=O)[C@@]([H])(NC(C)=O)[C@@H](C)CC)C(C)C)[C@@H](C)O[H])[C@@H](C)CC)C(=O)N[C@@H](CC2=CN([H])C3=C2C=CC=C3)C(=O)N[C@@H](CC(O)=O)C(=O)N[C@@H](CC2=CN([H])C3=C2C=CC=C3)C(=O)N1)C(=O)N[C@H](CCCN=C(N)N[H])C(N)=O)NC(=O)[C@@H]1CCCSSCC[C@H](NC(=O)[C@H](CC(O)=O)NC(=O)[C@H](C)NC(=O)[C@@H]2CCCN2C(=O)[C@@]([H])(NC(=O)[C@@]([H])(NC(=O)[C@@H](NC(=O)[C@H](CC2=CN([H])C=N2)NC(=O)[C@@]([H])(NC(C)=O)[C@@H](C)CC)C(C)C)[C@@H](C)O[H])[C@@H](C)CC)C(=O)N[C@@H](CC2=CN([H])C3=C2C=CC=C3)C(=O)N[C@@H](CC(O)=O)C(=O)N[C@@H](CC2=CN([H])C3=C2C=CC=C3)C(=O)N1)C(N)=O						
47	M; 1898.28	X9C-X13C	Thioether	oXylene_Linker	---	SGF+; SIF+	AA+++
47	ac-I-H-V-T-I-P-A-D-L-C-D-W-I-C-dR-am (SEQ ID NO:38)						
47	[H]NC(N)=NCCC[C@@H](NC(=O)[C@@H]1CSCC2=C(CSC[C@H](NC(=O)[C@H](CC(C)C)NC(=O)[C@H](CC(O)=O)NC(=O)[C@H](C)NC(=O)[C@@H]3CCCN3C(=O)[C@@]([H])(NC(=O)[C@@]([H])(NC(=O)[C@@H](NC(=O)[C@H](CC3=CN([H])C=N3)NC(=O)[C@@]([H])(NC(C)=O)[C@@H](C)CC)C(C)C)[C@@H](C)O[H])[C@@H](C)CC)C(=O)N[C@@H](CC(O)=O)C(=O)N[C@@H](CC3=CN([H])C4=C3C=CC=C4)C(=O)N[C@@]([H])([C@@H](C)CC)C(=O)N1)C=CC=C2)C(N)=O						
48	D; 4719.65	X10C-X14C	Thioether	oXylene_Linker	PEG21DA; X1I; amide	SGF+; SIF+	AA+
48	I-H-V-T-I-P-A-D-L-C-D-W-I-C-dR-am (SEQ ID NO:39)						
48	[H]NC(N)=NCCC[C@@H](NC(=O)[C@@H]1CSCC2=C(CSC[C@H](NC(=O)[C@H](CC(C)C)NC(=O)[C@H](CC(O)=O)NC(=O)[C@H](C)NC(=O)[C@@H]3CCCN3C(=O)[C@@]([H])(NC(=O)[C@@]([H])(NC(=O)[C@@H](NC(=O)[C@H](CC3=CN([H])C=N3)NC(=O)[C@@]([H])(NC(=O)CCOCCOCCOCCOCCOCCOCCOCCOCCOCCOCCOCCOCCOCCOCCOCCOCCOCCOCCOCCOCCOCCC(=O)N[C@@]([H])([C@@H](C)CC)C(=O)N[C@@H](CC3=CN([H])C=N3)C(=O)N[C@@H](C(C)C)C(=O)N[C@@]([H])([C@@H](C)O[H])C(=O)N[C@@]([H])([C@@H](C)CC)C(=O)N3CCC[C@H]3C(=O)N[C@@H](C)C(=O)N[C@@H](CC(O)=O)C(=O)N[C@@H](CC(C)C)C(=O)N[C@H]3CSCC4=C(CSC[C@H](NC(=O)[C@@]([H])(NC(=O)[C@H](CC5=CN([H])C6=C5C=CC=C6)NC(=O)[C@H](CC(O)=O)NC3=O)[C@@H](C)CC)C(=O)N[C@H](CCCN=C(N)N[H])C(N)=O)C=CC=C4)[C@@H](C)CC)C(C)C)[C@@H](C)O[H])[C@@H](C)CC)C(=O)N[C@@H](CC(O)=O)C(=O)N[C@@H](CC3=CN([H])C4=C3C=CC=C4)C(=O)N[C@@]([H])([C@@H](C)CC)C(=O)N1)C=CC=C2)C(N)=O						
49	M; 2030.48	X7C-X11C	Thioether	mXylene_Linker	---	---	AA+

FIGURE 1.13

C#	Monomer (M) or Dimer (D) & MW (Daltons)	Cyclization Positions	Cyclization Chemical Bond	Cyclization Linker	Dimerization: Linker, Position, Chemical Bond	Stability Assays (SGF; SIF)	IC50 HEK Blue IL-17assays (AA, AF, FF)
49	ac-I-T-V-T-I-P-C-E-L-W-C-W-Cha-N-dR-am (SEQ ID NO:40)						
49	[H]CC(=O)N[C@@H]([C@@H](C)CC)C(=O)N[C@@H]([C@@H](C)O)C(=O)N[C@@H](C(C)C)C(=O)N[C@@H]([C@@H](C)O)C(=O)N[C@@H]([C@@H](C)CC)C(=O)N1CC([H])C[C@H]1C(=O)N[C@H]1CSCC2=CC(CSC[C@H](NC(=O)[C@H](CC3=CNC4=CC=CC=C34)NC(=O)[C@H](CC(C)C)NC(=O)[C@H](CCC(O)=O)NC1=O)C(=O)N[C@@H](CC1=CNC3=CC=CC=C13)C(=O)N[C@@H](CC1CCCCC1)C(=O)N[C@@H](CC(N)=O)C(=O)N[C@H](CCCNC(N)=N)C(N)=O)=CC=C2						
50	D; 5217.29	X7C-X11C	Thioether	pXylene_Linker	PEG21DA; X16K	---	AA+++
50	ac-I-T-V-T-I-P-C-D-L-W-C-W-I-N-dR-K-am (SEQ ID NO:41)						
50	[H]CC(=O)N[C@@H]([C@@H](C)CC)C(=O)N[C@@H]([C@@H](C)O)C(=O)N[C@@H](C(C)C)C(=O)N[C@@H]([C@@H](C)O)C(=O)N[C@@H]([C@@H](C)CC)C(=O)N1CC([H])C[C@H]1C(=O)N[C@H]1CSCC2=CC=C(CSC[C@H](NC(=O)[C@H](CC3=CNC4=CC=CC=C34)NC(=O)[C@H](CC(C)C)NC(=O)[C@H](CC(O)=O)NC1=O)C(=O)N[C@@H](CC1=CNC3=CC=CC=C13)C(=O)N[C@@H]([C@@H](C)CC)C(=O)N[C@@H](CC(N)=O)C(=O)N[C@H](CCCNC(N)=N)C(=O)N[C@@H](CCCCNC(=O)CCOCCOCCOCCOCCOCCOCCOCCOCCOCCOCCOCCOCCOCCOCCOCCOCCOCCOCCOCCOCCOCCOCCCC(=O)NCCCC[C@H](NC(=O)[C@@H](CCCNC(N)=N)NC(=O)[C@H](CC(N)=O)NC(=O)[C@@H](NC(=O)[C@H](CC1=CNC3=CC=CC=C13)NC(=O)[C@@H]1CSCC3=CC=C(CSC[C@H](NC(=O)[C@@H]4CC([H])CN4C(=O)[C@@H](NC(=O)[C@@H](NC(=O)[C@@H](NC(=O)[C@@H](NC(=O)[C@@H](NC(=O)C[H])[C@@H](C)CC)[C@@H](C)O)C(C)C)[C@@H](C)O)[C@@H](C)CC)C(=O)N[C@@H](CC(O)=O)C(=O)N[C@@H](CC(C)C)C(=O)N[C@@H](CC4=CNC5=CC=CC=C45)C(=O)N1)C=C3)[C@@H](C)CC)C(O)=O)C(N)=O)C=C2						
51	D; 4986.01	X7Lys_Ac-X11C	Thioether	---	PEG21DA; X14K; amide	---	AA++++
51	ac-I-H-V-T-I-P-Lys_Ac-D-L-W-C-W-I-K-dR-am (SEQ ID NO:42)						
51	[H]CC(=O)N[C@@H]([C@@H](C)CC)C(=O)N[C@@H](CC1=CN=CN1)C(=O)N[C@@H](C(C)C)C(=O)N[C@@H]([C@@H](C)O)C(=O)N[C@@H]([C@@H](C)CC)C(=O)N1CC([H])C[C@H]1C(=O)N[C@H]1CCCCNC(=O)CSC[C@H](NC(=O)[C@H](CC2=CNC3=CC=CC=C23)NC(=O)[C@H](CC(C)C)NC(=O)[C@H](CC(O)=O)NC1=O)C(=O)N[C@@H](CC1=CNC2=CC=CC=C12)C(=O)N[C@@H]([C@@H](C)CC)C(=O)N[C@@H](CCCCNC(=O)CCOCCOCCOCCOCCOCCOCCOCCOCCOCCOCCOCCOCCOCCOCCOCCOCCOCCOCCOCCOCCOCCC(=O)NCCCC[C@H](NC(=O)[C@@H](NC(=O)[C@H](CC1=CNC2=CC=CC=C12)NC(=O)[C@@H]1CSCC(=O)NCCCC[C@H](NC(=O)[C@@H]2CC([H])CN2C(=O)[C@@H](NC(=O)[C@@H](NC(=O)[C@@H](NC(=O)[C@H](CC2=CN=CN2)NC(=O)[C@@H](NC(=O)C[H])[C@@H](C)CC)C(C)C)[C@@H](C)O)[C@@H](C)CC)C(=O)N[C@@H](CC(O)=O)C(=O)N[C@@H](CC(C)C)C(=O)N[C@@H](CC2=CNC3=CC=CC=C23)C(=O)N1)[C@@H](C)CC)C(=O)N[C@H](CCCNC(N)=N)C(N)=O)C(=O)N[C@H](CCCNC(N)=N)C(N)=O						
52	D; 4986.01	X7C-X11Lys_Ac	Thioether	---	PEG21DA; X14K; amide	---	AA++++
52	ac-I-H-V-T-I-P-C-D-L-W-Lys_Ac-W-I-K-dR-am (SEQ ID NO:43)						

FIGURE 1.14

C#	Monomer (M) or Dimer (D) & MW (Daltons)	Cyclization Positions	Cyclization Chemical Bond	Cyclization Linker	Dimerization: Linker, Position, Chemical Bond	Stability Assays (SGF; SIF)	IC50 HEK Blue IL-17assays (AA, AF, FF)
52	[H]CC(=O)N[C@@H]([C@@H](C)CC)C(=O)N[C@@H](CC1=CN=CN1)C(=O)N[C@@H](C(C)C)C(=O)N[C@@H]([C@@H](C)O)C(=O)N[C@@H]([C@@H](C)CC)C(=O)N1CC([H])C[C@H]1C(=O)N[C@H]1CSCC(=O)NCCCC[C@H](NC(=O)[C@H](CC2=CNC3=CC=CC=C23)NC(=O)[C@H](CC(C)C)NC(=O)[C@H](CC(O)=O)NC1=O)C(=O)N[C@@H](CC1=CNC2=CC=CC=C12)C(=O)N[C@@H]([C@@H](C)CC)C(=O)N[C@@H](CCCCNC(=O)CCOCCOCCOCCOCCOCCOCCOCCOCCOCCOCCOCCOCCOCCOCCOCCOCCOCCOCCOCCOCCOCCC(=O)NCCCC[C@H](NC(=O)[C@@H](NC(=O)[C@H](CC1=CNC2=CC=CC=C12)NC(=O)[C@@H]1CCCCNC(=O)CSC[C@H](NC(=O)[C@@H]2CC([H])CN2C(=O)[C@@H](NC(=O)[C@@H](NC(=O)[C@@H](NC(=O)[C@H](CC2=CN=CN2)NC(=O)[C@@H](NC(=O)C[H])[C@@H](C)CC)C(C)C)[C@@H](C)O)[C@@H](C)CC)C(=O)N[C@@H](CC(O)=O)C(=O)N[C@@H](CC(C)C)C(=O)N[C@@H](CC2=CNC3=CC=CC=C23)C(=O)N1)[C@@H](C)CC)C(=O)N[C@H](CCCNC(N)=N)C(N)=O)C(=O)N[C@H](CCCNC(N)=N)C(N)=O						
53	M; 1953.38	X7Lys_Ac-X11C	Thioether	---	---	---	AA+
53	ac-I-T-V-T-I-P-Lys_Ac-D-L-W-C-W-I-K-dR-am (SEQ ID NO:44)						
53	[H]CC(=O)N[C@@H]([C@@H](C)CC)C(=O)N[C@@H]([C@@H](C)O)C(=O)N[C@@H](C(C)C)C(=O)N[C@@H]([C@@H](C)O)C(=O)N[C@@H]([C@@H](C)CC)C(=O)N1CC([H])C[C@H]1C(=O)N[C@H]1CCCCNC(=O)CSC[C@H](NC(=O)[C@H](CC2=CNC3=CC=CC=C23)NC(=O)[C@H](CC(C)C)NC(=O)[C@H](CC(O)=O)NC1=O)C(=O)N[C@@H](CC1=CNC2=CC=CC=C12)C(=O)N[C@@H]([C@@H](C)CC)C(=O)N[C@@H](CCCCN[H])C(=O)N[C@H](CCCNC(N)=N)C(N)=O						
54	D; 4913.94	X7Lys_Ac-X11C	Thioether	---	PEG21DA; X14K; amide	---	AA+++
54	ac-I-T-V-T-I-P-Lys_Ac-D-L-W-C-W-I-K-dR-am (SEQ ID NO:44)						
54	[H]CC(=O)N[C@@H]([C@@H](C)CC)C(=O)N[C@@H]([C@@H](C)O)C(=O)N[C@@H](C(C)C)C(=O)N[C@@H]([C@@H](C)O)C(=O)N[C@@H]([C@@H](C)CC)C(=O)N1CC([H])C[C@H]1C(=O)N[C@H]1CCCCNC(=O)CSC[C@H](NC(=O)[C@H](CC2=CNC3=CC=CC=C23)NC(=O)[C@H](CC(C)C)NC(=O)[C@H](CC(O)=O)NC1=O)C(=O)N[C@@H](CC1=CNC2=CC=CC=C12)C(=O)N[C@@H]([C@@H](C)CC)C(=O)N[C@@H](CCCCNC(=O)CCOCCOCCOCCOCCOCCOCCOCCOCCOCCOCCOCCOCCOCCOCCOCCOCCOCCOCCOCCOCCOCCC(=O)NCCCC[C@H](NC(=O)[C@@H](NC(=O)[C@H](CC1=CNC2=CC=CC=C12)NC(=O)[C@@H]1CSCC(=O)NCCCC[C@H](NC(=O)[C@@H]2CC([H])CN2C(=O)[C@@H](NC(=O)[C@@H](NC(=O)[C@@H](NC(=O)[C@@H](NC(=O)[C@@H](NC(=O)C[H])[C@@H](C)CC)[C@@H](C)O)C(C)C)[C@@H](C)O)[C@@H](C)CC)C(=O)N[C@@H](CC(O)=O)C(=O)N[C@@H](CC(C)C)C(=O)N[C@@H](CC2=CNC3=CC=CC=C23)C(=O)N1)[C@@H](C)CC)C(=O)N[C@H](CCCNC(N)=N)C(N)=O)C(=O)N[C@H](CCCNC(N)=N)C(N)=O						
55	M; 1953.38	X7C-X11Lys_Ac	Thioether	---	---	---	AA++
55	ac-I-T-V-T-I-P-C-D-L-W-Lys_Ac-W-I-K-dR-am (SEQ ID NO:45)						
55	[H]CC(=O)N[C@@H]([C@@H](C)CC)C(=O)N[C@@H]([C@@H](C)O)C(=O)N[C@@H](C(C)C)C(=O)N[C@@H]([C@@H](C)O)C(=O)N[C@@H]([C@@H](C)CC)C(=O)N1CC([H])C[C@H]1C(=O)N[C@H]1CSCC(=O)NCCCC[C@H](NC(=O)[C@H](CC2=CNC3=CC=CC=C23)NC(=O)[C@H](CC						

FIGURE 1.15

C#	Monomer (M) or Dimer (D) & MW (Daltons)	Cyclization Positions	Cyclization Chemical Bond	Cyclization Linker	Dimerization: Linker, Position, Chemical Bond	Stability Assays (SGF; SIF)	IC50 HEK Blue IL-17assays (AA, AF, FF)
	(C)C)NC(=O)[C@H](CC(O)=O)NC1=O)C(=O)N[C@@H](CC1=CNC2=CC=CC=C12)C(=O)N[C@@H]([C@@H](C)CC)C(=O)N[C@@H](CCCCN[H])C(=O)N[C@H](CCCNC(N)=N)C(N)=O						
56	D; 4913.94	X7C-X11Lys_Ac	Thioether	---	PEG21DA; X14K; amide	---	AA+++
56	ac-I-T-V-T-I-P-C-D-L-W-Lys_Ac-W-I-K-dR-am (SEQ ID NO:45)						
56	[H]CC(=O)N[C@@H]([C@@H](C)CC)C(=O)N[C@@H]([C@@H](C)O)C(=O)N[C@@H](C(C)C)C(=O)N[C@@H]([C@@H](C)O)C(=O)N[C@@H]([C@@H](C)CC)C(=O)N1CC([H])C[C@H]1C(=O)N[C@H]1CSCC(=O)NCCCC[C@H](NC(=O)[C@H](CC2=CNC3=CC=CC=C23)NC(=O)[C@H](CC(C)C)NC(=O)[C@H](CC(O)=O)NC1=O)C(=O)N[C@@H](CC1=CNC2=CC=CC=C12)C(=O)N[C@@H]([C@@H](C)CC)C(=O)N[C@@H](CCCCNC(=O)CCOCCOCCOCCOCCOCCOCCOCCOCCOCCOCCOCCOCCOCCOCCOCCOCCOCCOCCOCCOCCOCCC(=O)NCCCC[C@H](NC(=O)[C@@H](NC(=O)[C@H](CC1=CNC2=CC=CC=C12)NC(=O)[C@@H]1CCCCNC(=O)CSC[C@H](NC(=O)[C@@H]2CC([H])CN2C(=O)[C@@H](NC(=O)[C@@H](NC(=O)[C@@H](NC(=O)[C@@H](NC(=O)[C@@H](NC(=O)C[H])[C@@H](C)CC)[C@@H](C)O)C(C)C)[C@@H](C)O)[C@@H](C)CC)C(=O)N[C@@H](CC(O)=O)C(=O)N[C@@H](CC(C)C)C(=O)N[C@@H](CC2=CNC3=CC=CC=C23)C(=O)N1)[C@@H](C)CC)C(=O)N[C@H](CCCNC(N)=N)C(N)=O)C(=O)N[C@H](CCCNC(N)=N)C(N)=O						
57	M; 2003.4	X7Lys_Ac-X11C	Thioether	---	---	---	AA++
57	ac-I-H-Tba-T-I-P-Lys_Ac-D-L-W-C-W-I-N-dR-am (SEQ ID NO:46)						
57	[H]CC(=O)N[C@@H]([C@@H](C)CC)C(=O)N[C@@H](CC1=CN=CN1)C(=O)N[C@@H](CC(C)(C)C)C(=O)N[C@@H]([C@@H](C)O)C(=O)N[C@@H]([C@@H](C)CC)C(=O)N1CC([H])C[C@H]1C(=O)N[C@H]1CCCCNC(=O)CSC[C@H](NC(=O)[C@H](CC2=CNC3=CC=CC=C23)NC(=O)[C@H](CC(C)C)NC(=O)[C@H](CC(O)=O)NC1=O)C(=O)N[C@@H](CC1=CNC2=CC=CC=C12)C(=O)N[C@@H]([C@@H](C)CC)C(=O)N[C@@H](CC(N)=O)C(=O)N[C@H](CCCNC(N)=N)C(N)=O						
58	M; 1890.265	X7O3S-X11O3S	Carbon-Carbon double bond	---	---	SGF+; SIF+	AA+
58	ac-I-T-V-T-I-P-O3S-D-L-W-O3S-W-I-N-dR-am (SEQ ID NO:47)						
58	[H]CC(=O)N[C@@H]([C@@H](C)CC)C(=O)N[C@@H]([C@@H](C)O)C(=O)N[C@@H](C(C)C)C(=O)N[C@@H]([C@@H](C)O)C(=O)N[C@@H]([C@@H](C)CC)C(=O)N1CC([H])C[C@H]1C(=O)N[C@H]1CCC\C=C\CCC[C@H](NC(=O)[C@H](CC2=CNC3=CC=CC=C23)NC(=O)[C@H](CC(C)C)NC(=O)[C@H](CC(O)=O)NC1=O)C(=O)N[C@@H](CC1=CNC2=CC=CC=C12)C(=O)N[C@@H]([C@@H](C)CC)C(=O)N[C@@H](CC(N)=O)C(=O)N[C@H](CCCNC(N)=N)C(N)=O						
59	M; 1918.319	X7O4S-X11O4S	Carbon-Carbon double bond	---	---	SGF++; SIF++++	AA+
59	ac-I-T-V-T-I-P-O4S-D-L-W-O4S-W-I-N-dR-am (SEQ ID NO:48)						

FIGURE 1.16

C#	Monomer (M) or Dimer (D) & MW (Daltons)	Cyclization Positions	Cyclization Chemical Bond	Cyclization Linker	Dimerization: Linker, Position, Chemical Bond	Stability Assays (SGF; SIF)	IC50 HEK Blue IL-17assays (AA, AF, FF)
59	[H]CC(=O)N[C@@H]([C@@H](C)CC)C(=O)N[C@@H]([C@@H](C)O)C(=O)N[C@@H](C(C)C)C(=O)N[C@@H]([C@@H](C)O)C(=O)N[C@@H]([C@@H](C)CC)C(=O)N1CC([H])C[C@H]1C(=O)N[C@H]1CCCC\C=C/CCCC[C@H](NC(=O)[C@H](CC2=CNC3=CC=CC=C23)NC(=O)[C@H](CC(C)C)NC(=O)[C@H](CC(O)=O)NC1=O)C(=O)N[C@@H](CC1=CNC2=CC=CC=C12)C(=O)N[C@@H]([C@@H](C)CC)C(=O)N[C@@H](CC(N)=O)C(=O)N[C@H](CCCNC(N)=N)C(N)=O						
60	M; 1886.149	X9O3S-X13O3S	Carbon-Carbon double bond	---	---	SGF+; SIF+	AA++
60	ac-I-H-V-T-I-P-A-D-O3S-W-D-W-O3S-N-dR-am (SEQ ID NO:49)						
60	[H]C[C@H](NC(=O)[C@@H]1CC([H])CN1C(=O)[C@@H](NC(=O)[C@@H](NC(=O)[C@@H](NC(=O)[C@H](CC1=CN=CN1)NC(=O)[C@@H](NC(=O)C[H])[C@@H](C)CC)C(C)C)[C@@H](C)O)[C@@H](C)CC)C(=O)N[C@@H](CC(O)=O)C(=O)N[C@H]1CCC\C=C\CCC[C@H](NC(=O)[C@H](CC2=CNC3=CC=CC=C23)NC(=O)[C@H](CC(O)=O)NC(=O)[C@H](CC2=CNC3=CC=CC=C23)NC1=O)C(=O)N[C@@H](CC(N)=O)C(=O)N[C@H](CCCNC(N)=N)C(N)=O						
61	M; 2002.481	X7O3S-X11O3S	Carbon-Carbon double bond	---	---	SGF++++; SIF++++	AA+
61	ac-I-T-Tba-T-I-P-O3S_Me-D-Ogl-W-O3S_Me-W-I-N-dR-am (SEQ ID NO:50)						
61	[H]CC(=O)N[C@@H]([C@@H](C)CC)C(=O)N[C@@H]([C@@H](C)O)C(=O)N[C@@H](CC(C)(C)C)C(=O)N[C@@H]([C@@H](C)O)C(=O)N[C@@H]([C@@H](C)CC)C(=O)N1CC([H])C[C@H]1C(=O)N[C@@]1(C)CCC\C=C\CCC[C@](C)(NC(=O)[C@H](CC2=CNC3=CC=CC=C23)NC(=O)[C@H](CCCCCCCC)NC(=O)[C@H](CC(O)=O)NC1=O)C(=O)N[C@@H](CC1=CNC2=CC=CC=C12)C(=O)N[C@@H]([C@@H](C)CC)C(=O)N[C@@H](CC(N)=O)C(=O)N[C@H](CCCNC(N)=N)C(N)=O						
62	D; 4988.1	X7C-X10C	Thioether	pXylene_Linker	PEG21DA; X14K; amide	SGF+; SIF+++	AA++
62	ac-I-T-V-T-I-P-C-D-L-W-C-W-I-K-dR-am (SEQ ID NO:51)						
62	[H]CC(=O)N[C@@H]([C@@H](C)CC)C(=O)N[C@@H]([C@@H](C)O)C(=O)N[C@@H](C(C)C)C(=O)N[C@@H]([C@@H](C)O)C(=O)N[C@@H]([C@@H](C)CC)C(=O)N1CC([H])C[C@H]1C(=O)N[C@H]1CSCC2=CC=C(CSC[C@H](NC(=O)[C@H](CC3=CNC4=CC=CC=C34)NC(=O)[C@H](CC(C)C)NC(=O)[C@H](CC(O)=O)NC1=O)C(=O)N[C@@H](CC1=CNC3=CC=CC=C13)C(=O)N[C@@H]([C@@H](C)CC)C(=O)N[C@@H](CCCCNC(=O)CCOCCOCCOCCOCCOCCOCCOCCOCCOCCOCCOCCOCCOCCOCCOCCOCCOCCOCCOCCOCCC(=O)NCCCC[C@H](NC(=O)[C@@H](NC(=O)[C@H](CC1=CNC3=CC=CC=C13)NC(=O)[C@@H]1CSCC3=CC=C(CSC[C@H](NC(=O)[C@@H]4CC([H])CN4C(=O)[C@@H](NC(=O)[C@@H](NC(=O)[C@@H](NC(=O)[C@@H](NC(=O)[C@@H](NC(=O)C[H])[C@@H](C)CC)[C@@H](C)O)C(C)C)[C@@H](C)O)[C@@H](C)CC)C(=O)N[C@@H](CC(O)=O)C(=O)N[C@@H](CC(C)C)C(=O)N[C@@H](CC4=CNC5=CC=CC=C45)C(=O)N1)C=C3)[C@@H](C)CC)C(=O)N[C@H](CCCNC(N)=N)C(N)=O)C(=O)N[C@H](CCCNC(N)=N)C(N)=O)C=C2						
63	M; 1944.273	---	---	---	---	---	AA+++
63	ac-I-H-V-T-I-Oic-A-D-L-W-D-W-I-N-dR-am (SEQ ID NO:52)						

FIGURE 1.17

C#	Monomer (M) or Dimer (D) & MW (Daltons)	Cyclization Positions	Cyclization Chemical Bond	Cyclization Linker	Dimerization: Linker, Position, Chemical Bond	Stability Assays (SGF; SIF)	IC50 HEK Blue IL-17assays (AA, AF, FF)
63	[H]C[C@H](NC(=O)[C@@H]1C[C@]2([H])CCCC[C@]2([H])N1C(=O)[C@@H](NC(=O)[C@@H](NC(=O)[C@@H](NC(=O)[C@H](CC1=CN=CN1)NC(=O)[C@@H](NC(=O)C[H])[C@@H](C)CC)C(C)C)[C@@H](C)O)[C@@H](C)CC)C(=O)N[C@@H](CC(O)=O)C(=O)N[C@@H](CC(C)C)C(=O)N[C@@H](CC1=CNC2=CC=CC=C12)C(=O)N[C@@H](CC(O)=O)C(=O)N[C@@H](CC1=CNC2=CC=CC=C12)C(=O)N[C@@H]([C@@H](C)CC)C(=O)N[C@@H](CC(N)=O)C(=O)N[C@H](CCCNC(N)=N)C(N)=O						
64	M; 1890.181	---	---	---	---	---	AA+
64	ac-I-H-V-T-I-P-A-D-Nle-W-D-W-I-N-dR-am (SEQ ID NO:53)						
64	[H]C[C@H](NC(=O)[C@@H]1CC([H])CN1C(=O)[C@@H](NC(=O)[C@@H](NC(=O)[C@@H](NC(=O)[C@H](CC1=CN=CN1)NC(=O)[C@@H](NC(=O)C[H])[C@@H](C)CC)C(C)C)[C@@H](C)O)[C@@H](C)CC)C(=O)N[C@@H](CC(O)=O)C(=O)N[C@@H](CCCC)C(=O)N[C@@H](CC1=CNC2=CC=CC=C12)C(=O)N[C@@H](CC(O)=O)C(=O)N[C@@H](CC1=CNC2=CC=CC=C12)C(=O)N[C@@H]([C@@H](C)CC)C(=O)N[C@@H](CC(N)=O)C(=O)N[C@H](CCCNC(N)=N)C(N)=O						
65	M; 1918.235	---	---	---	---	---	AA+
65	ac-I-H-V-T-I-P-A-D-Aoc-W-D-W-I-N-dR-am (SEQ ID NO:54)						
65	[H]C[C@H](NC(=O)[C@@H]1CC([H])CN1C(=O)[C@@H](NC(=O)[C@@H](NC(=O)[C@@H](NC(=O)[C@H](CC1=CN=CN1)NC(=O)[C@@H](NC(=O)C[H])[C@@H](C)CC)C(C)C)[C@@H](C)O)[C@@H](C)CC)C(=O)N[C@@H](CC(O)=O)C(=O)N[C@@H](CCCCCC)C(=O)N[C@@H](CC1=CNC2=CC=CC=C12)C(=O)N[C@@H](CC(O)=O)C(=O)N[C@@H](CC1=CNC2=CC=CC=C12)C(=O)N[C@@H]([C@@H](C)CC)C(=O)N[C@@H](CC(N)=O)C(=O)N[C@H](CCCNC(N)=N)C(N)=O						
66	M; 1924.62	---	---	---	---	---	AA+++
66	ac-I-H-V-T-I-P-A-D-L-W-D-Trp_5Cl-I-N-dR-am (SEQ ID NO:55)						
66	[H]C[C@H](NC(=O)[C@@H]1CC([H])CN1C(=O)[C@@H](NC(=O)[C@@H](NC(=O)[C@@H](NC(=O)[C@H](CC1=CN=CN1)NC(=O)[C@@H](NC(=O)C[H])[C@@H](C)CC)C(C)C)[C@@H](C)O)[C@@H](C)CC)C(=O)N[C@@H](CC(O)=O)C(=O)N[C@@H](CC(C)C)C(=O)N[C@@H](CC1=CNC2=CC=CC=C12)C(=O)N[C@@H](CC(O)=O)C(=O)N[C@@H](CC1=CNC2=C1C=C(Cl)C=C2)C(=O)N[C@@H]([C@@H](C)CC)C(=O)N[C@@H](CC(N)=O)C(=O)N[C@H](CCCNC(N)=N)C(N)=O						
67	M; 1904.208	---	---	---	---	---	AA+++
67	ac-I-H-V-T-I-P-A-D-L-W-D-Trp_5Me-I-N-dR-am (SEQ ID NO:56)						
67	[H]C[C@H](NC(=O)[C@@H]1CC([H])CN1C(=O)[C@@H](NC(=O)[C@@H](NC(=O)[C@@H](NC(=O)[C@H](CC1=CN=CN1)NC(=O)[C@@H](NC(=O)C[H])[C@@H](C)CC)C(C)C)[C@@H](C)O)[C@@H](C)CC)C(=O)N[C@@H](CC(O)=O)C(=O)N[C@@H](CC(C)C)C(=O)N[C@@H](CC1=CNC2=CC=CC=C12)C(=O)N[C@@H](CC(O)=O)C(=O)N[C@@H](CC1=CNC2=CC=C(C)C=C12)C(=O)N[C@@H]([C@@H](C)CC)C(=O)N[C@@H](CC(N)=O)C(=O)N[C@H](CCCNC(N)=N)C(N)=O						
68	M; 1930.246	---	---	---	---	---	AA+++

FIGURE 1.18

C#	Monomer (M) or Dimer (D) & MW (Daltons)	Cyclization Positions	Cyclization Chemical Bond	Cyclization Linker	Dimerization: Linker, Position, Chemical Bond	Stability Assays (SGF; SIF)	IC50 HEK Blue IL-17assays (AA, AF, FF)
68	ac-I-H-O4S-T-I-P-A-D-L-W-D-W-I-N-dR-am (SEQ ID NO:57)						
68	[H]C[C@H](NC(=O)[C@@H]1CC([H])CN1C(=O)[C@@H](NC(=O)[C@H](CCCCC=C[H])NC(=O)[C@H](CC1=CN=CN1)NC(=O)[C@@H](NC(=O)C[H])[C@@H](C)CC)[C@@H](C)O)[C@@H](C)CC)C(=O)N[C@@H](CC(O)=O)C(=O)N[C@@H](CC(C)C)C(=O)N[C@@H](CC1=CNC2=CC=CC=C12)C(=O)N[C@@H](CC(O)=O)C(=O)N[C@@H]([C@@H](C)CC)C(=O)N[C@@H](CC(N)=O)C(=O)N[C@H](CCCNC(N)=N)C(N)=O					
69	M; 1944.273	---	---	---	---	---	AA+++
69	ac-I-H-O5S-T-I-P-A-D-L-W-D-W-I-N-dR-am (SEQ ID NO:58)						
69	[H]C[C@H](NC(=O)[C@@H]1CC([H])CN1C(=O)[C@@H](NC(=O)[C@H](CCCCC=C[H])NC(=O)[C@H](CC1=CN=CN1)NC(=O)[C@@H](NC(=O)C[H])[C@@H](C)CC)[C@@H](C)O)[C@@H](C)CC)C(=O)N[C@@H](CC(O)=O)C(=O)N[C@@H](CC(C)C)C(=O)N[C@@H](CC1=CNC2=CC=CC=C12)C(=O)N[C@@H](CC(O)=O)C(=O)N[C@@H]([C@@H](C)CC)C(=O)N[C@@H](CCCNC(N)=N)C(N)=O					
70	M; 1944.273	---	---	---	---	---	AA+++
70	ac-I-H-V-T-I-P-A-D-O6S-W-D-W-I-N-dR-am (SEQ ID NO:59)						
70	[H]C[C@H](NC(=O)[C@@H]1CC([H])CN1C(=O)[C@@H](NC(=O)[C@@H](NC(=O)[C@H](CC1=CN=CN1)NC(=O)[C@@H](NC(=O)C[H])[C@@H](C)CC)C(C)C)[C@@H](C)O)[C@@H](C)CC)C(=O)N[C@@H](CC(O)=O)C(=O)N[C@@H](CCCCCCC=C[H])C(=O)N[C@@H](CC1=CNC2=CC=CC=C12)C(=O)N[C@@H]([C@@H](C)CC)C(=O)N[C@@H](CCCNC(N)=N)C(N)=O					
71	M; 2009.49	X7C-X11Lys_Ac	Thioether	---	---	---	AA+++
71	ac-I-T-V-T-I-P-C-D-Ogl-W-Lys_Ac-W-I-K-dR-am (SEQ ID NO:60)						
71	[H]CC(=O)N[C@@H]([C@@H](C)CC)C(=O)N[C@@H](C)C(=O)N[C@@H](C(C)C)C(=O)N[C@@H]([C@@H](C)O)C(=O)N[C@@H]([C@@H](C)CC)C(=O)N1CC([H])C[C@H]1C(=O)N[C@@H](C)C(=O)N[C@@H]1CSCC(=O)NCCCC[C@H](NC(=O)[C@H](CC2=CNC3=CC=CC=C23)NC(=O)[C@H](CCCCCCC)NC(=O)[C@H](CC(O)=O)NC1=O)C(=O)N[C@@H](CC1=CNC2=CC=CC=C12)C(=O)N[C@@H](C)CC)C(=O)N[C@@H](CCCCN[H])C(=O)N[C@H](CCCNC(N)=N)C(N)=O					
72	M; 2037.55	X7C-X11Lys_Ac	Thioether	---	---	---	AA+++
72	ac-I-T-Tba-T-I-P-C-D-Ogl-W-Lys_Ac-W-I-K-dR-am (SEQ ID NO:61)						
72	[H]CC(=O)N[C@@H]([C@@H](C)CC)C(=O)N[C@@H](C)C(=O)N[C@@H](CC(C)C)C(=O)N[C@@H]([C@@H](C)O)C(=O)N[C@@H]([C@@H](C)CC)C(=O)N1CC([H])C[C@H]1C(=O)N[C@@H](C)C(=O)NCCCC[C@H](NC(=O)[C@H](CC2=CNC3=CC=CC=C23)NC(=O)[C@H](CC					

FIGURE 1.19

C#	Monomer (M) or Dimer (D) & MW (Daltons)	Cyclization Positions	Cyclization Chemical Bond	Cyclization Linker	Dimerization: Linker, Position, Chemical Bond	Stability Assays (SGF; SIF)	IC50 HEK Blue IL-17assays (AA, AF, FF)
	](CCCCCCCC)NC(=O)[C@H](CC(O)=O)NC1=O)C(=O)N[C@@H](CC1=CNC2=CC=CC=C12)C(=O)N[C@@H]([C@@H](C)CC)C(=O)N[C@@H](CCCCN[H])C(=O)N[C@H](CCCNC(N)=N)C(N)=O					
73	M; 2063.58	X7C-X11Lys_Ac	Thioether	---	---	---	AA+
73	ac-I-T-Tba-T-Chg-P-C-D-Ogl-W-Lys_Ac-W-I-K-dR-am (SEQ ID NO:62)						
73	[H]CC(=O)N[C@@H]([C@@H](C)CC)C(=O)N[C@@H]([C@@H](CC(C)(C)C)C(=O)N[C@@H]([C@@H](C)O)C(=O)N[C@@H](C1CCCCC1)C(=O)N1CC([H])C[C@H]1C(=O)N[C@H]1CSCC(=O)NCCCC[C@H](NC(=O)[C@H](CC2=CNC3=CC=CC=C23)NC(=O)[C@H](CCCCCCC)NC(=O)[C@H](CC(O)=O)NC1=O)C(=O)N[C@@H](CC1=CNC2=CC=CC=C12)C(=O)N[C@@H]([C@@H](C)CC)C(=O)N[C@@H](CCCCN[H])C(=O)N[C@H](CCCNC(N)=N)C(N)=O					
74	M; 2063.58	X7C-X11Lys_Ac	Thioether	---	---	SGF+; SIF+	AA++
74	ac-I-T-Tba-T-I-Azetidinone-C-D-Ogl-W-Lys_Ac-W-Cha-K-dR-am (SEQ ID NO:63)						
74	[H]CC(=O)N[C@@H]([C@@H](C)CC)C(=O)N[C@@H]([C@@H](C)O)C(=O)N[C@@H]([C@@H](CC(C)(C)C)C(=O)N[C@@H]([C@@H](C)CC)C(=O)N1CC[C@H]1C(=O)N[C@H]1CSCC(=O)NCCCC[C@H](NC(=O)[C@H](CC2=CNC3=CC=CC=C23)NC(=O)[C@H](CCCCCCCC)NC(=O)[C@H](CC(O)=O)NC1=O)C(=O)N[C@@H](CC1=CNC2=CC=CC=C12)C(=O)N[C@@H](CCCCN[H])C(=O)N[C@H](CCCNC(N)=N)C(N)=O	---	---	SGF+; SIF++++	AA+++
75	ac-I-T-Tba-T-Chg-P-A-D-Ogl-C-D-W-I-Lys_Ac-dR-K-am (SEQ ID NO:64)						
75	[H]C[C@H](NC(=O)[C@@H]1CC([H])CN1C(=O)[C@@H](NC(=O)[C@@H](NC(=O)[C@H](CC(C)(C)C)NC(=O)[C@@H](NC(=O)[C@@H](NC(=O)C[H])[C@@H](C)CC)[C@@H](C)O)C1CCCCC1)C(=O)N[C@@H](CC(O)=O)C(=O)N[C@@H](CCCCCCCC)C(=O)N[C@@H]1CSCC(=O)NCCCC[C@H](NC(=O)[C@@H](NC(=O)[C@H](CC2=CNC3=CC=CC=C23)NC(=O)[C@H](CC(O)=O)NC1=O)[C@@H](C)CC)C(=O)N[C@H](CCCNC(N)=N)C(=O)N[C@@H](CCCCN[H])C(N)=O	---	---	---	AA+++
76	ac-I-T-Tba-T-Chg-P-A-D-Ogl-C-D-W-I-Orn_Acetyl-dR-K-am (SEQ ID NO:65)						
76	[H]C[C@H](NC(=O)[C@@H]1CC([H])CN1C(=O)[C@@H](NC(=O)[C@@H](NC(=O)[C@H](CC(C)(C)C)NC(=O)[C@@H](NC(=O)[C@@H](NC(=O)C[H])[C@@H](C)CC)[C@@H](C)O)C1CCCCC1)C(=O)N[C@@H](CC(O)=O)C(=O)N[C@@H](CCCCCCCC)C(=O)N[C@@H]1CSCC(=O)NCCC[C@H](NC(=O)[C@H](NC(=O)[C@H](CC2=CNC3=CC=CC=C23)NC(=O)[C@H](CC(O)=O)NC1=O)[C@@H](C)CC)C(=O)N[C@H](CCCNC(N)=N)C(=O)N[C@@H](CCCCN[H])C(N)=O					

FIGURE 1.20

C#	Monomer (M) or Dimer (D) & MW (Daltons)	Cyclization Positions	Cyclization Chemical Bond	Cyclization Linker	Dimerization: Linker, Position, Chemical Bond	Stability Assays (SGF; SIF)	IC50 HEK Blue IL-17assays (AA, AF, FF)
77	D; 5017.13	X7dC-X11dC	Thioether	mXylene_Linker	PEG21DA; X14dK; amide	SGF++++; SIF++++	AA+
77	ac-dI-dT-dV-dT-dI-dP-dC-dE-dL-dW-dC-dW-dI-dK-dR-am (SEQ ID NO:66)						
77	[H]CC(=O)N[C@H]([C@H](C)CC)C(=O)N[C@H]([C@H](C)O)C(=O)N[C@H](C(C)C)C(=O)N[C@H]([C@H](C)O)C(=O)N[C@H]([C@H](C)CC)C(=O)N1CCC[C@@H]1C(=O)N[C@@H]1CSCC2=CC=C(CSC[C@@H](NC(=O)[C@@H](CC3=CNC4=CC=CC=C34)NC(=O)[C@@H](CC(C)C)NC(=O)[C@@H](CCC(O)=O)NC1=O)C(=O)N[C@H](CC1=CNC3=CC=CC=C13)C(=O)N[C@H]([C@H](C)CC)C(=O)N[C@H](CCCCNC(=O)CCOCCOCCOCCOCCOCCOCCOCCOCCOCCOCCOCCOCCOCCOCCOCCOCCOCCOCCOCCOCCCC(=O)NCCCC[C@@H](NC(=O)[C@H](NC(=O)[C@@H](CC1=CNC3=CC=CC=C13)NC(=O)[C@H]1CSCC3=CC=CC(CSC[C@@H](NC(=O)[C@H]4CCCN4C(=O)[C@H](NC(=O)[C@H](NC(=O)[C@H](NC(=O)[C@H](NC(=O)C[H])[C@H](C)CC)[C@H](C)O)C(C)C)[C@H](C)O)[C@H](C)CC)C(=O)N[C@H](CCC(O)=O)C(=O)N[C@H](CC(C)C)C(=O)N[C@H](CC4=CNC5=CC=CC=C45)C(=O)N1)=C3)[C@H](C)CC)C(=O)N[C@H](CCCNC(N)=N)C(N)=O)C(=O)N[C@H](CCCNC(N)=N)C(O)=O)C=C2						
78	M; 2022.46	X5Hhc-X13Hhc	Disulfide	---	---	SGF+; SIF+	AA+
78	ac-I-H-Tba-T-Hhc-P-A-D-Ogl-W-D-W-Hhc-K-dR-am (SEQ ID NO:67)						
78	[H]NCCCC[C@H](NC(=O)[C@@H]1CCCSSCCC[C@H](NC(=O)[C@@]([H])(NC(=O)[C@H](CC(C)(C)C)NC(=O)[C@H](CC2=CNC=N2)NC(=O)[C@@]([H])(NC(C)=O)[C@@H](C)CC)[C@@H](C)O)C(=O)N2CCC[C@H]2C(=O)N[C@@H](C)C(=O)N[C@@H](CC(O)=O)C(=O)N[C@@H](CCCCCCCC)C(=O)N[C@@H](CC2=CNC3=C2C=CC=C3)C(=O)N[C@@H](CC(O)=O)C(=O)N[C@@H](CC2=CNC3=C2C=CC=C3)C(=O)N1)C(=O)N[C@H](CCCNC(N)=N)C(N)=O						
79	M; 1986.43	X5Hhc-X13Hhc	Disulfide	---	---	SGF+; SIF+	AA++
79	ac-I-T-Tba-T-Hhc-P-A-D-Ogl-W-D-W-Hhc-K-dR-am (SEQ ID NO:68)						
79	[H]NCCCC[C@H](NC(=O)[C@@H]1CCCSSCCC[C@H](NC(=O)[C@@]([H])(NC(=O)[C@H](CC(C)(C)C)NC(=O)[C@@]([H])(NC(=O)[C@@]([H])(NC(C)=O)[C@@H](C)CC)[C@@H](C)O)[C@@H](C)O)C(=O)N2CCC[C@H]2C(=O)N[C@@H](C)C(=O)N[C@@H](CC(O)=O)C(=O)N[C@@H](CCCCCCCC)C(=O)N[C@@H](CC2=CNC3=C2C=CC=C3)C(=O)N[C@@H](CC(O)=O)C(=O)N[C@@H](CC2=CNC3=C2C=CC=C3)C(=O)N1)C(=O)N[C@H](CCCNC(N)=N)C(N)=O						
80	D; 4939.88	X5Hhc-X13Hhc	Disulfide	---	PEG21DA; X14K; amide	---	AA+++
80	ac-I-H-Tba-T-Hhc-P-A-D-L-W-D-W-Hhc-K-dR-am (SEQ ID NO:69)						
80	[H][C@](NC(=O)[C@H](CC(C)(C)C)NC(=O)[C@H](CC1=CNC=N1)NC(=O)[C@@]([H])(NC(C)=O)[C@@H](C)CC)([C@@H](C)O)C(=O)N[C@H]1CCCSSCCC[C@H](NC(=O)[C@H](CC2=CNC3=C2C=CC=C3)NC(=O)[C@H](CC(O)=O)NC(=O)[C@H](CC2=CNC3=C2C=CC=C3)NC(=O)[C						

FIGURE 1.21

C#	Monomer (M) or Dimer (D) & MW (Daltons)	Cyclization Positions	Cyclization Chemical Bond	Cyclization Linker	Dimerization: Linker, Position, Chemical Bond	Stability Assays (SGF; SIF)	IC50 HEK Blue IL-17assays (AA, AF, FF)
	@H](CC(C)C)NC(=O)[C@H](CC(O)=O)NC(=O)[C@H](C)NC(=O)[C@@H]2CCCN2C1=O)C(=O)N[C@@H](CCCCNC(=O)CCOCCOCCOCCOCCOCCOCCOCCOCCOCCOCCOCCOCCOCCOCCOCCOCCOCCOCCOCCOCCOCCC(=O)NCCCC[C@H](NC(=O)[C@@H]1CCCSSCCC[C@H](NC(=O)[C@@]([H])(NC(=O)[C@H](CC(C)(C)C)NC(=O)[C@H](CC2=CNC=N2)NC(=O)[C@@]([H])(NC(C)=O)[C@@H](C)CC)[C@@H](C)O)C(=O)N2CCC[C@H]2C(=O)N[C@@H](C)C(=O)N[C@@H](CC(O)=O)C(=O)N[C@@H](CC(C)C)C(=O)N[C@@H](CC2=CNC3=C2C=CC=C3)C(=O)N[C@@H](CC(O)=O)C(=O)N[C@@H](CC2=CNC3=C2C=CC=C3)C(=O)N1)C(=O)N[C@H](CCCNC(N)=N)C(N)=O)C(=O)N[C@H](CCCNC(N)=N)C(N)=O						
81	D; 4995.99	X5Hhc-X13Hhc	Disulfide	---	PEG21DA; X14K; amide	SGF+; SIF+	AA++++; AF+++
81	ac-I-H-V-T-Hhc-P-A-D-Ogl-W-D-W-Hhc-K-dR-am (SEQ ID NO:70)						
81	[H][C@](NC(=O)[C@@H](NC(=O)[C@H](CC1=CNC=N1)NC(=O)[C@@]([H])(NC(C)=O)[C@@H](C)CC)C(C)C)([C@@H](C)O)C(=O)N[C@H]1CCCSSCCC[C@H](NC(=O)[C@H](CC2=CNC3=C2C=CC=C3)NC(=O)[C@H](CC(O)=O)NC(=O)[C@H](CC2=CNC3=C2C=CC=C3)NC(=O)[C@H](CCCCCCCC)NC(=O)[C@H](CC(O)=O)NC(=O)[C@H](C)NC(=O)[C@@H]2CCCN2C1=O)C(=O)N[C@@H](CCCCNC(=O)CCOCCOCCOCCOCCOCCOCCOCCOCCOCCOCCOCCOCCOCCOCCOCCOCCOCCOCCOCCOCCOCCC(=O)NCCCC[C@H](NC(=O)[C@@H]1CCCSSCCC[C@H](NC(=O)[C@@]([H])(NC(=O)[C@@H](NC(=O)[C@H](CC2=CNC=N2)NC(=O)[C@@]([H])(NC(C)=O)[C@@H](C)CC)C(C)C)[C@@H](C)O)C(=O)N2CCC[C@H]2C(=O)N[C@@H](C)C(=O)N[C@@H](CC(O)=O)C(=O)N[C@@H](CCCCCCCC)C(=O)N[C@@H](CC2=CNC3=C2C=CC=C3)C(=O)N[C@@H](CC(O)=O)C(=O)N[C@@H](CC2=CNC3=C2C=CC=C3)C(=O)N1)C(=O)N[C@H](CCCNC(N)=N)C(N)=O)C(=O)N[C@H](CCCNC(N)=N)C(N)=O						
82	D; 5052.1	X5Hhc-X13Hhc	Disulfide	---	PEG21DA; X14K; amide	SGF+++; SIF++++	AA++++; AF+++; FF+
82	ac-I-H-Tba-T-Hhc-P-A-D-Ogl-W-D-W-Hhc-K-dR-am (SEQ ID NO:67)						
82	[H][C@](NC(=O)[C@H](CC(C)(C)C)NC(=O)[C@H](CC1=CNC=N1)NC(=O)[C@@]([H])(NC(C)=O)[C@@H](C)CC)([C@@H](C)O)C(=O)N[C@H]1CCCSSCCC[C@H](NC(=O)[C@H](CC2=CNC3=C2C=CC=C3)NC(=O)[C@H](CC(O)=O)NC(=O)[C@H](CC2=CNC3=C2C=CC=C3)NC(=O)[C@H](CCCCCCCC)NC(=O)[C@H](CC(O)=O)NC(=O)[C@H](C)NC(=O)[C@@H]2CCCN2C1=O)C(=O)N[C@@H](CCCCNC(=O)CCOCCOCCOCCOCCOCCOCCOCCOCCOCCOCCOCCOCCOCCOCCOCCOCCOCCOCCOCCOCCOCCC(=O)NCCCC[C@H](NC(=O)[C@@H]1CCCSSCCC[C@H](NC(=O)[C@@]([H])(NC(=O)[C@H](CC(C)(C)C)NC(=O)[C@H](CC2=CNC=N2)NC(=O)[C@@]([H])(NC(C)=O)[C@@H](C)CC)[C@@H](C)O)C(=O)N2CCC[C@H]2C(=O)N[C@@H](C)C(=O)N[C@@H](CC(O)=O)C(=O)N[C@@H](CCCCCCCC)C(=O)N[C@@H](CC2=CNC3=C2C=CC=C3)C(=O)N[C@@H](CC(O)=O)C(=O)N[C@@H](CC2=CNC3=C2C=CC=C3)C(=O)N1)C(=O)N[C@H](CCCNC(N)=N)C(N)=O)C(=O)N[C@H](CCCNC(N)=N)C(N)=O						
83	D; 4980.03	X5Hhc-X13Hhc	Disulfide	---	PEG21DA; X14K; amide	SGF++++; SIF++++	AA++++
83	ac-I-T-Tba-T-Hhc-P-A-D-Ogl-W-D-W-Hhc-K-dR-am (SEQ ID NO:68)						
83	[H][C@](NC(=O)[C@H](CC(C)(C)C)NC(=O)[C@@]([H])(NC(=O)[C@@]([H])(NC(C)=O)[C@@H](C)CC)[C@@H](C)O)([C@@H](C)O)C(=O)N[C@H]1CCCSSCCC[C@H](NC(=O)[C@H](CC2=CNC3=C2C=CC=C3)NC(=O)[C@H](CC(O)=O)NC(=O)[C@H](CC2=CNC3=C2C=CC=C3)NC(=O)[C@H](CCCCCCCC)NC(=O)[C@H](CC(O)=O)NC(=O)[C@H](C)NC(=O)[C@@H]2CCCN2C1=O)C(=O)N[C@@H](CCCCNC(=O)CCOCCOCCOCCOCCOCCOCCOCCOCCOCCOCCOCCOCCOCCOCCOCCOCCOCCOCCOCCOCCOCCC(=O)NCCCC[C@H](NC(=O)[C@@H]1CCCSSCCC[C@H](NC(=O)[C@@](						

FIGURE 1.22

C#	Monomer (M) or Dimer (D) & MW (Daltons)	Cyclization Positions	Cyclization Chemical Bond	Cyclization Linker	Dimerization: Linker, Position, Chemical Bond	Stability Assays (SGF; SIF)	IC50 HEK Blue IL-17assays (AA, AF, FF)
	[H])(NC(=O)[C@H](CC(C)(C)C)NC(=O)[C@@]([H])(NC(=O)[C@@]([H])(NC(C)=O)[C@@H](C)CC)[C@@H](C)O)[C@@H](C)O)C(=O)N2CCC[C@H]2C(=O)N[C@@H](C)C(=O)N[C@@H](CC(O)=O)C(=O)N[C@@H](CCCCCCCC)C(=O)N[C@@H](CC2=CNC3=C2C=CC=C3)C(=O)N[C@@H](CC(O)=O)C(=O)N[C@@H](CC2=CNC3=C2C=CC=C3)C(=O)N1)C(=O)N[C@H](CCCNC(N)=N)C(N)=O)C(=O)N[C@H](CCCNC(N)=N)C(N)=O						
84	D; 4911.83	X9Hhc-X13Hhc	Disulfide	---	PEG21DA; X14K; amide	---	AA++
84	ac-I-H-Tba-T-I-P-A-D-Hcy-W-D-W-Hhc-K-dR-am (SEQ ID NO:71)						
84	[H][C@](NC(=O)[C@H](CC(C)(C)C)NC(=O)[C@H](CC1=CNC=N1)NC(=O)[C@@]([H])(NC(C)=O)[C@@H](C)CC)([C@@H](C)O)C(=O)N[C@@]([H])([C@@H](C)CC)C(=O)N1CCC[C@H]1C(=O)N[C@@H](C)C(=O)N[C@@H](CC(O)=O)C(=O)N[C@H]1CCSSCCC[C@H](NC(=O)[C@H](CC2=CNC3=C2C=CC=C3)NC(=O)[C@H](CC(O)=O)NC(=O)[C@H](CC2=CNC3=C2C=CC=C3)NC1=O)C(=O)N[C@@H](CCCCNC(=O)CCOCCOCCOCCOCCOCCOCCOCCOCCOCCOCCOCCOCCOCCOCCOCCOCCOCCOCCOCCOCCOCCC(=O)NCCCC[C@H](NC(=O)[C@@H]1CCCSSCC[C@H](NC(=O)[C@H](CC(O)=O)NC(=O)[C@H](C)NC(=O)[C@@H]2CCCN2C(=O)[C@@]([H])(NC(=O)[C@@]([H])(NC(=O)[C@H](CC(C)(C)C)NC(=O)[C@H](CC2=CNC=N2)NC(=O)[C@@]([H])(NC(C)=O)[C@@H](C)CC)[C@@H](C)O)[C@@H](C)CC)C(=O)N[C@@H](CC2=CNC3=C2C=CC=C3)C(=O)N[C@@H](CC(O)=O)C(=O)N[C@@H](CC2=CNC3=C2C=CC=C3)C(=O)N1)C(=O)N[C@H](CCCNC(N)=N)C(N)=O)C(=O)N[C@H](CCCNC(N)=N)C(N)=O						
85	D; 4883.78	X9Hcy-X13Hhc	Disulfide	---	PEG21DA; X14K; amide	SGF+; SIF+	AA+
85	ac-I-H-Tba-T-I-Azetidinone-A-D-Hcy-W-D-W-Hhc-K-dR-am (SEQ ID NO:72)						
85	[H][C@](NC(=O)[C@H](CC(C)(C)C)NC(=O)[C@H](CC1=CNC=N1)NC(=O)[C@@]([H])(NC(C)=O)[C@@H](C)CC)([C@@H](C)O)C(=O)N[C@@]([H])([C@@H](C)CC)C(=O)N1CC[C@H]1C(=O)N[C@@H](C)C(=O)N[C@@H](CC(O)=O)C(=O)N[C@H]1CCSSCCC[C@H](NC(=O)[C@H](CC2=CNC3=C2C=CC=C3)NC(=O)[C@H](CC(O)=O)NC(=O)[C@H](CC2=CNC3=C2C=CC=C3)NC1=O)C(=O)N[C@@H](CCCCNC(=O)CCOCCOCCOCCOCCOCCOCCOCCOCCOCCOCCOCCOCCOCCOCCOCCOCCOCCOCCOCCOCCOCCC(=O)NCCCC[C@H](NC(=O)[C@@H]1CCCSSCC[C@H](NC(=O)[C@H](CC(O)=O)NC(=O)[C@H](C)NC(=O)[C@@H]2CCN2C(=O)[C@@]([H])(NC(=O)[C@@]([H])(NC(=O)[C@H](CC(C)(C)C)NC(=O)[C@H](CC2=CNC=N2)NC(=O)[C@@]([H])(NC(C)=O)[C@@H](C)CC)[C@@H](C)O)[C@@H](C)CC)C(=O)N[C@@H](CC2=CNC3=C2C=CC=C3)C(=O)N[C@@H](CC(O)=O)C(=O)N[C@@H](CC2=CNC3=C2C=CC=C3)C(=O)N1)C(=O)N[C@H](CCCNC(N)=N)C(N)=O)C(=O)N[C@H](CCCNC(N)=N)C(N)=O						
86	D; 4911.83	X9Hcy-X13Hhc	Disulfide	---	PEG21DA; X14K; amide	---	AA+
86	ac-I-H-Tba-T-Tle-P-A-D-Hcy-W-D-W-Hhc-K-dR-am (SEQ ID NO:73)						
86	[H][C@](NC(=O)[C@H](CC(C)(C)C)NC(=O)[C@H](CC1=CNC=N1)NC(=O)[C@@]([H])(NC(C)=O)[C@@H](C)CC)([C@@H](C)O)C(=O)N[C@H](C(=O)N1CCC[C@H]1C(=O)N[C@@H](C)C(=O)N[C@@H](CC(O)=O)C(=O)N[C@H]1CCSSCCC[C@H](NC(=O)[C@H](CC2=CNC3=C2C=CC						

FIGURE 1.23

C#	Monomer (M) or Dimer (D) & MW (Daltons)	Cyclization Positions	Cyclization Chemical Bond	Cyclization Linker	Dimerization: Linker, Position, Chemical Bond	Stability Assays (SGF; SIF)	IC50 HEK Blue IL-17assays (AA, AF, FF)
	=C3)NC(=O)[C@H](CC(O)=O)NC(=O)[C@H](CC2=CNC3=C2C=CC=C3)NC1=O)C(=O)N[C@@H](CCCCNC(=O)CCOCCOCCOCCOCCOCCOCCOCCOCCOCCOCCOCCOCCOCCOCCOCCOCCOCCOCCOCCOCCC(=O)NCCCC[C@H](NC(=O)[C@@H]1CCCSSCC[C@H](NC(=O)[C@H](CC(O)=O)NC(=O)[C@H](C)NC(=O)[C@@H]2CCCN2C(=O)[C@@H](NC(=O)[C@@]([H])(NC(=O)[C@H](CC(C)(C)C)NC(=O)[C@H](CC2=CNC=N2)NC(=O)[C@@]([H])(NC(C)=O)[C@@H](C)CC)[C@@H](C)O)C(C)(C)C)C(=O)N[C@@H](CC2=CNC3=C2C=CC=C3)C(=O)N[C@@H](CC(O)=O)C(=O)N[C@@H](CC2=CNC3=C2C=CC=C3)C(=O)N1)C(=O)N[C@H](CCCNC(N)=N)C(N)=O)C(=O)N[C@H](CCCNC(N)=N)C(N)=O)C(C)(C)C						
87	D; 4883.78	X5Hhc-X13Hhc	Disulfide	---	PEG21DA; X14K; amide	SGF++++; SIF+++	AA+
87	ac-I-H-dV-T-Hhc-P-A-dD-L-W-D-W-Hhc-K-dR-am (SEQ ID NO:74)						
87	[H][C@](NC(=O)[C@H](NC(=O)[C@H](CC1=CNC=N1)NC(=O)[C@@]([H])(NC(C)=O)[C@@H](C)CC)C(C)C)([C@@H](C)O)C(=O)N[C@H]1CCCSSCCC[C@H](NC(=O)[C@H](CC2=CNC3=C2C=CC=C3)NC(=O)[C@H](CC(O)=O)NC(=O)[C@H](CC2=CNC3=C2C=CC=C3)NC(=O)[C@H](CC(C)C)NC(=O)[C@@H](CC(O)=O)NC(=O)[C@H](C)NC(=O)[C@@H]2CCCN2C1=O)C(=O)N[C@@H](CCCCNC(=O)CCOCCOCCOCCOCCOCCOCCOCCOCCOCCOCCOCCOCCOCCOCCOCCOCCOCCOCCOCCOCCC(=O)NCCCC[C@H](NC(=O)[C@@H]1CCCSSCCC[C@H](NC(=O)[C@@]([H])(NC(=O)[C@H](NC(=O)[C@H](CC2=CNC=N2)NC(=O)[C@@]([H])(NC(C)=O)[C@@H](C)CC)C(C)C)[C@@H](C)O)C(=O)N2CCC[C@H]2C(=O)N[C@@H](C)C(=O)N[C@H](CC(O)=O)C(=O)N[C@@H](CC(C)C)C(=O)N[C@@H](CC2=CNC3=C2C=CC=C3)C(=O)N[C@@H](CC(O)=O)C(=O)N[C@@H](CC2=CNC3=C2C=CC=C3)C(=O)N1)C(=O)N[C@H](CCCNC(N)=N)C(N)=O)C(=O)N[C@H](CCCNC(N)=N)C(N)=O						
88	D; 4571.4	X5Hhc-X13Hhc	Disulfide	---	PEG21DA; X14K; amide	---	AA+++
88	ac-I-H-V-T-Hhc-P-A-D-L-W-D-W-Hhc-K-am (SEQ ID NO:75)						
88	[H][C@](NC(=O)[C@@H](NC(=O)[C@H](CC1=CNC=N1)NC(=O)[C@@]([H])(NC(C)=O)[C@@H](C)CC)C(C)C)([C@@H](C)O)C(=O)N[C@H]1CCCSSCCC[C@H](NC(=O)[C@H](CC2=CNC3=C2C=CC=C3)NC(=O)[C@H](CC(O)=O)NC(=O)[C@H](CC2=CNC3=C2C=CC=C3)NC(=O)[C@H](CC(C)C)NC(=O)[C@H](CC(O)=O)NC(=O)[C@H](C)NC(=O)[C@@H]2CCCN2C1=O)C(=O)N[C@@H](CCCCNC(=O)CCOCCOCCOCCOCCOCCOCCOCCOCCOCCOCCOCCOCCOCCOCCOCCOCCOCCOCCOCCOCCC(=O)NCCCC[C@H](NC(=O)[C@@H]1CCCSSCCC[C@H](NC(=O)[C@@]([H])(NC(=O)[C@@H](NC(=O)[C@H](CC2=CNC=N2)NC(=O)[C@@]([H])(NC(C)=O)[C@@H](C)CC)C(C)C)[C@@H](C)O)C(=O)N2CCC[C@H]2C(=O)N[C@@H](C)C(=O)N[C@@H](CC(O)=O)C(=O)N[C@@H](CC(C)C)C(=O)N[C@@H](CC2=CNC3=C2C=CC=C3)C(=O)N[C@@H](CC(O)=O)C(=O)N[C@@H](CC2=CNC3=C2C=CC=C3)C(=O)N1)C(N)=O)C(N)=O						
89	D; 4867.81	X5Hhc-X13Hhc	Disulfide	---	PEG21DA; X14K; amide	---	AA++
89	ac-I-T-Tba-T-Hhc-P-A-D-L-W-D-W-Hhc-K-dR-am (SEQ ID NO:76)						
89	[H][C@](NC(=O)[C@H](CC(C)(C)C)NC(=O)[C@@]([H])(NC(=O)[C@@]([H])(NC(C)=O)[C@@H](C)CC)[C@@H](C)O)([C@@H](C)O)C(=O)N[C@H]1CCCSSCCC[C@H](NC(=O)[C@H](CC2=CNC3=C2C=CC=C3)NC(=O)[C@H](CC(O)=O)NC(=O)[C@H](CC2=CNC3=C2C=CC=C3)NC(=O)[C@H](CC(C)C)NC(=O)[C@H](CC(O)=O)NC(=O)[C@H](C)NC(=O)[C@@H]2CCCN2C1=O)C(=O)N[C@@H](CCCCNC(=O)CCOCCOCCOCCOCCOCCOCCOCCOCCOCCOCCOCCOCCOCCOCCOCCOCCOCCOCCOCCOCCC(=O)NCCCC[C@H](NC(=O)[C@@H]1CCCSSCCC[C@H](NC(=O)[C@@]([H						

FIGURE 1.24

C#	Monomer (M) or Dimer (D) & MW (Daltons)	Cyclization Positions	Cyclization Chemical Bond	Cyclization Linker	Dimerization: Linker, Position, Chemical Bond	Stability Assays (SGF; SIF)	IC50 HEK Blue IL-17assays (AA, AF, FF)
	])(NC(=O)[C@H](CC(C)(C)C)NC(=O)[C@@]([H])(NC(=O)[C@@]([H])(NC(C)=O)[C@@H](C)CC)[C@@H](C)O)[C@@H](C)O)C(=O)N2CCC[C@H]2C(=O)N[C@@H](C)C(=O)N[C@@H](CC(O)=O)C(=O)N[C@@H](CC(C)C)C(=O)N[C@@H](CC2=CNC3=C2C=CC=C3)C(=O)N[C@@H](CC(O)=O)C(=O)N[C@@H](CC2=CNC3=C2C=CC=C3)C(=O)N1)C(=O)N[C@H](CCCNC(N)=N)C(N)=O)C(=O)N[C@H](CCCNC(N)=N)C(N)=O						
90	M; 1960.36	---	---	---	---	---	AA+++; AF+
90	ac-I-H-V-T-I-P-A-D-Ogl-W-D-W-I-K-dR-am (SEQ ID NO:77)						
90	[H]NCCCC[C@H](NC(=O)[C@@]([H])(NC(=O)[C@H](CC1=CN([H])C2=C1C=CC=C2)NC(=O)[C@H](CC(O)=O)NC(=O)[C@H](CC1=CN([H])C2=C1C=CC=C2)NC(=O)[C@H](CCCCCCCC)NC(=O)[C@H](CC(O)=O)NC(=O)[C@H](C)NC(=O)[C@@H]1CCCN1C(=O)[C@@]([H])(NC(=O)[C@@]([H])(NC(=O)[C@@H](NC(=O)[C@H](CC1=CN([H])C=N1)NC(=O)[C@@]([H])(NC(C)=O)[C@@H](C)CC)C(C)C)[C@@H](C)O[H])[C@@H](C)CC)[C@@H](C)CC)C(=O)N[C@H](CCCN=C(N)N[H])C(N)=O						
91	D; 4927.891	---	---	---	PEG21DA; X14K; amide	---	AA++++; AF+++
91	ac-I-H-V-T-I-P-A-D-Ogl-W-D-W-I-K-dR-am (SEQ ID NO:77)						
91	[H]NC(N)=NCCC[C@@H](NC(=O)[C@H](CCCCNC(=O)CCOCCOCCOCCOCCOCCOCCOCCOCCOCCOCCOCCOCCOCCOCCOCCOCCOCCOCCOCCCC(=O)NCCCC[C@H](NC(=O)[C@@]([H])(NC(=O)[C@H](CC1=CN([H])C2=C1C=CC=C2)NC(=O)[C@H](CC(O)=O)NC(=O)[C@H](CC1=CN([H])C2=C1C=CC=C2)NC(=O)[C@H](CCCCCCCC)NC(=O)[C@H](CC(O)=O)NC(=O)[C@H](C)NC(=O)[C@@H]1CCCN1C(=O)[C@@]([H])(NC(=O)[C@@]([H])(NC(=O)[C@@H](NC(=O)[C@H](CC1=CN([H])C=N1)NC(=O)[C@@]([H])(NC(C)=O)[C@@H](C)CC)C(C)C)[C@@H](C)O[H])[C@@H](C)CC)[C@@H](C)CC)C(=O)N[C@H](CCCN=C(N)N[H])C(N)=O)NC(=O)[C@@]([H])(NC(=O)[C@H](CC1=CN([H])C2=C1C=CC=C2)NC(=O)[C@H](CC(O)=O)NC(=O)[C@H](CC1=CN([H])C2=C1C=CC=C2)NC(=O)[C@H](CCCCCCCC)NC(=O)[C@H](CC(O)=O)NC(=O)[C@H](C)NC(=O)[C@@H]1CCCN1C(=O)[C@@]([H])(NC(=O)[C@@]([H])(NC(=O)[C@@H](NC(=O)[C@H](CC1=CN([H])C=N1)NC(=O)[C@@]([H])(NC(C)=O)[C@@H](C)CC)C(C)C)[C@@H](C)O[H])[C@@H](C)CC)[C@@H](C)CC)C(N)=O						
92	M; 1988.414	---	---	---	---	---	AA+++
92	ac-I-H-Tba-T-I-P-A-D-Ogl-W-D-W-I-K-dR-am (SEQ ID NO:78)						
92	[H]NCCCC[C@H](NC(=O)[C@@]([H])(NC(=O)[C@H](CC1=CN([H])C2=C1C=CC=C2)NC(=O)[C@H](CC(O)=O)NC(=O)[C@H](CC1=CN([H])C2=C1C=CC=C2)NC(=O)[C@H](CCCCCCCC)NC(=O)[C@H](CC(O)=O)NC(=O)[C@H](C)NC(=O)[C@@H]1CCCN1C(=O)[C@@]([H])(NC(=O)[C@@]([H])(NC(=O)[C@H](CC(C)(C)C)NC(=O)[C@H](CC1=CN([H])C=N1)NC(=O)[C@@]([H])(NC(C)=O)[C@@H](C)CC)[C@@H](C)O[H])[C@@H](C)CC)[C@@H](C)CC)C(=O)N[C@H](CCCN=C(N)N[H])C(N)=O						
93	D; 4983.999	---	---	---	PEG21DA; X14K; amide	---	AA++++
93	ac-I-H-Tba-T-I-P-A-D-Ogl-W-D-W-I-K-dR-am (SEQ ID NO:78)						
93	[H]NC(N)=NCCC[C@@H](NC(=O)[C@H](CCCCNC(=O)CCOCCOCCOCCOCCOCCOCCOCCOCCOCCOCCOCCOCCOCCOCCOCCOCCOCCOCCOCCCC(=O)NCCCC[C@H](NC(=O)[C@@]([H])(NC(=O)[C@H](CC1=CN([H])C2=C1C=CC=C2)NC(=O)[C@H](CC(O)=O)NC(=O)[C@H](CC1=CN([H])C2=C1C=CC=C2)NC(=O)[C@H](CCCCCCCC)NC(=O)[C@H](CC(O)=O)NC(=O)[C@H](C)NC(=O)[C@@H]1CCCN1C(=O)[C@@]([H])(NC(=O)						

FIGURE 1.25

C#	Monomer (M) or Dimer (D) & MW (Daltons)	Cyclization Positions	Cyclization Chemical Bond	Cyclization Linker	Dimerization: Linker, Position, Chemical Bond	Stability Assays (SGF; SIF)	IC50 HEK Blue IL-17assays (AA, AF, FF)
	[C@@]([H])(NC(=O)[C@H](CC(C)(C)C)NC(=O)[C@H](CC1=CN([H])C=N1)NC(=O)[C@@]([H])(NC(C)=O)[C@@H](C)CC)[C@@H](C)O[H])[C@@H](C)CC)[C@@H](C)CC)C(=O)N[C@H](CCCN=C(N)N[H])C(N)=O)NC(=O)[C@@]([H])(NC(=O)[C@H](CC1=CN([H])C2=C1C=CC=C2)NC(=O)[C@H](CC(O)=O)NC(=O)[C@H](CC1=CN([H])C2=C1C=CC=C2)NC(=O)[C@H](CCCCCCCC)NC(=O)[C@H](CC(O)=O)NC(=O)[C@H](C)NC(=O)[C@@H]1CCCN1C(=O)[C@@]([H])(NC(=O)[C@@]([H])(NC(=O)[C@H](CC(C)(C)C)NC(=O)[C@H](CC1=CN([H])C=N1)NC(=O)[C@@]([H])(NC(C)=O)[C@@H](C)CC)[C@@H](C)O[H])[C@@H](C)CC)[C@@H](C)CC)C(N)=O						
94	M; 1974.387	---	---	---	---	---	AA+
94	ac-I-H-V-T-I-Hpr-A-D-Ogl-W-D-W-I-K-dR-am (SEQ ID NO:79)						
94	[H]NCCCC[C@H](NC(=O)[C@@]([H])(NC(=O)[C@H](CC1=CN([H])C2=C1C=CC=C2)NC(=O)[C@H](CC(O)=O)NC(=O)[C@H](CC1=CN([H])C2=C1C=CC=C2)NC(=O)[C@H](CCCCCCCC)NC(=O)[C@H](CC(O)=O)NC(=O)[C@H](C)NC(=O)[C@H]1CCCCN1C(=O)[C@@]([H])(NC(=O)[C@@]([H])(NC(=O)[C@@H](NC(=O)[C@H](CC1=CN([H])C=N1)NC(=O)[C@@]([H])(NC(C)=O)[C@@H](C)CC)C(C)C)[C@@H](C)O[H])[C@@H](C)CC)[C@@H](C)CC)C(=O)N[C@H](CCCN=C(N)N[H])C(N)=O						
95	D; 4955.945	---	---	---	PEG21DA; X14K; amide	---	AA++++; AF++
95	ac-I-H-V-T-I-Hpr-A-D-Ogl-W-D-W-I-K-dR-am (SEQ ID NO:79)						
95	[H]NC(N)=NCCC[C@@H](NC(=O)[C@H](CCCCNC(=O)CCOCCOCCOCCOCCOCCOCCOCCOCCOCCOCCOCCOCCOCCOCCOCCOCCOCCOCCOCCOCCOCCC(=O)NCCCC[C@H](NC(=O)[C@@]([H])(NC(=O)[C@H](CC1=CN([H])C2=C1C=CC=C2)NC(=O)[C@H](CC(O)=O)NC(=O)[C@H](CC1=CN([H])C2=C1C=CC=C2)NC(=O)[C@H](CCCCCCCC)NC(=O)[C@H](CC(O)=O)NC(=O)[C@H](C)NC(=O)[C@H]1CCCCN1C(=O)[C@@]([H])(NC(=O)[C@@]([H])(NC(=O)[C@@H](NC(=O)[C@H](CC1=CN([H])C=N1)NC(=O)[C@@]([H])(NC(C)=O)[C@@H](C)CC)C(C)C)[C@@H](C)O[H])[C@@H](C)CC)[C@@H](C)CC)C(=O)N[C@H](CCCN=C(N)N[H])C(N)=O)NC(=O)[C@@]([H])(NC(=O)[C@H](CC1=CN([H])C2=C1C=CC=C2)NC(=O)[C@H](CC(O)=O)NC(=O)[C@H](CC1=CN([H])C2=C1C=CC=C2)NC(=O)[C@H](CCCCCCCC)NC(=O)[C@H](CC(O)=O)NC(=O)[C@H](C)NC(=O)[C@H]1CCCCN1C(=O)[C@@]([H])(NC(=O)[C@@]([H])(NC(=O)[C@@H](NC(=O)[C@H](CC1=CN([H])C=N1)NC(=O)[C@@]([H])(NC(C)=O)[C@@H](C)CC)C(C)C)[C@@H](C)O[H])[C@@H](C)CC)[C@@H](C)CC)C(N)=O						
96	M; 2000.425	---	---	---	---	---	AA+++
96	ac-I-H-V-T-I-P-A-D-Ogl-W-D-W-Cha-K-dR-am (SEQ ID NO:80)						
96	[H]NCCCC[C@H](NC(=O)[C@H](CC1CCCCC1)NC(=O)[C@H](CC1=CN([H])C2=C1C=CC=C2)NC(=O)[C@H](CC(O)=O)NC(=O)[C@H](CC1=CN([H])C2=C1C=CC=C2)NC(=O)[C@H](CCCCCCCC)NC(=O)[C@H](CC(O)=O)NC(=O)[C@H](C)NC(=O)[C@@H]1CCCN1C(=O)[C@@]([H])(NC(=O)[C@@]([H])(NC(=O)[C@@H](NC(=O)[C@H](CC1=CN([H])C=N1)NC(=O)[C@@]([H])(NC(C)=O)[C@@H](C)CC)C(C)C)[C@@H](C)O[H])[C@@H](C)CC)C(=O)N[C@H](CCCN=C(N)N[H])C(N)=O						
97	D; 5008.021	---	---	---	PEG21DA; X14K; amide	---	AA++++
97	ac-I-H-V-T-I-P-A-D-Ogl-W-D-W-Cha-K-dR-am (SEQ ID NO:80)						

FIGURE 1.26

C#	Monomer (M) or Dimer (D) & MW (Daltons)	Cyclization Positions	Cyclization Chemical Bond	Cyclization Linker	Dimerization: Linker, Position, Chemical Bond	Stability Assays (SGF; SIF)	IC50 HEK Blue IL-17assays (AA, AF, FF)
97	[H]NC(N)=NCCC[C@@H](NC(=O)[C@H](CCCCNC(=O)CCOCCOCCOCCOCCOCCOCCOCCOCCOCCOCCOCCOCCOCCOCCOCCOCCOCCOCCOCCOCCOCCC(=O)NCCCC[C@H](NC(=O)[C@H](CC1CCCCC1)NC(=O)[C@H](CC1=CN([H])C2=C1C=CC=C2)NC(=O)[C@H](CC(O)=O)NC(=O)[C@H](CC1=CN([H])C2=C1C=CC=C2)NC(=O)[C@H](CCCCCCCC)NC(=O)[C@H](CC(O)=O)NC(=O)[C@H](C)NC(=O)[C@@H]1CCCN1C(=O)[C@@]([H])(NC(=O)[C@@]([H])(NC(=O)[C@@H](NC(=O)[C@H](CC1=CN([H])C=N1)NC(=O)[C@@]([H])(NC(C)=O)[C@@H](C)CC)C(C)C)[C@@H](C)O[H])[C@@H](C)CC)C(=O)N[C@H](CCCN=C(N)N[H])C(N)=O)NC(=O)[C@H](CC1CCCCC1)NC(=O)[C@H](CC1=CN([H])C2=C1C=CC=C2)NC(=O)[C@H](CC(O)=O)NC(=O)[C@H](CC1=CN([H])C2=C1C=CC=C2)NC(=O)[C@H](CCCCCCCC)NC(=O)[C@H](CC(O)=O)NC(=O)[C@H](C)NC(=O)[C@@H]1CCCN1C(=O)[C@@]([H])(NC(=O)[C@@]([H])(NC(=O)[C@@H](NC(=O)[C@H](CC1=CN([H])C=N1)NC(=O)[C@@]([H])(NC(C)=O)[C@@H](C)CC)C(C)C)[C@@H](C)O[H])[C@@H](C)CC)C(N)=O						
98	M; 2002.441	---	---	---	---	---	AA+++
98	ac-I-H-Tba-T-I-Hpr-A-D-Ogl-W-D-W-I-K-dR-am (SEQ ID NO:81)						
98	[H]NCCCC[C@H](NC(=O)[C@@]([H])(NC(=O)[C@H](CC1=CN([H])C2=C1C=CC=C2)NC(=O)[C@H](CC(O)=O)NC(=O)[C@H](CC1=CN([H])C2=C1C=CC=C2)NC(=O)[C@H](CCCCCCCC)NC(=O)[C@H](CC(O)=O)NC(=O)[C@H](C)NC(=O)[C@H]1CCCCN1C(=O)[C@@]([H])(NC(=O)[C@@]([H])(NC(=O)[C@H](CC(C)(C)C)NC(=O)[C@H](CC1=CN([H])C=N1)NC(=O)[C@@]([H])(NC(C)=O)[C@@H](C)CC)[C@@H](C)O[H])[C@@H](C)CC)[C@@H](C)CC)C(=O)N[C@H](CCCN=C(N)N[H])C(N)=O						
99	D; 5012.053	---	---	---	PEG21DA; X14K; amide	---	AA+++
99	ac-I-H-Tba-T-I-Hpr-A-D-Ogl-W-D-W-I-K-dR-am (SEQ ID NO:81)						
99	[H]NC(N)=NCCC[C@@H](NC(=O)[C@H](CCCCNC(=O)CCOCCOCCOCCOCCOCCOCCOCCOCCOCCOCCOCCOCCOCCOCCOCCOCCOCCOCCOCCOCCOCCC(=O)NCCCC[C@H](NC(=O)[C@@]([H])(NC(=O)[C@H](CC1=CN([H])C2=C1C=CC=C2)NC(=O)[C@H](CC(O)=O)NC(=O)[C@H](CC1=CN([H])C2=C1C=CC=C2)NC(=O)[C@H](CCCCCCCC)NC(=O)[C@H](CC(O)=O)NC(=O)[C@H](C)NC(=O)[C@H]1CCCCN1C(=O)[C@@]([H])(NC(=O)[C@@]([H])(NC(=O)[C@H](CC(C)(C)C)NC(=O)[C@H](CC1=CN([H])C=N1)NC(=O)[C@@]([H])(NC(C)=O)[C@@H](C)CC)[C@@H](C)O[H])[C@@H](C)CC)[C@@H](C)CC)C(=O)N[C@H](CCCN=C(N)N[H])C(N)=O)NC(=O)[C@@]([H])(NC(=O)[C@H](CC1=CN([H])C2=C1C=CC=C2)NC(=O)[C@H](CC(O)=O)NC(=O)[C@H](CC1=CN([H])C2=C1C=CC=C2)NC(=O)[C@H](CCCCCCCC)NC(=O)[C@H](CC(O)=O)NC(=O)[C@H](C)NC(=O)[C@H]1CCCCN1C(=O)[C@@]([H])(NC(=O)[C@@]([H])(NC(=O)[C@H](CC(C)(C)C)NC(=O)[C@H](CC1=CN([H])C=N1)NC(=O)[C@@]([H])(NC(C)=O)[C@@H](C)CC)[C@@H](C)O[H])[C@@H](C)CC)[C@@H](C)CC)C(N)=O						
100	M; 2028.479	---	---	---	---	---	AA+++
100	ac-I-H-Tba-T-I-P-A-D-Ogl-W-D-W-Cha-K-dR-am (SEQ ID NO:82)						
100	[H]NCCCC[C@H](NC(=O)[C@H](CC1CCCCC1)NC(=O)[C@H](CC1=CN([H])C2=C1C=CC=C2)NC(=O)[C@H](CC(O)=O)NC(=O)[C@H](CC1=CN([H])C2=C1C=CC=C2)NC(=O)[C@H](CCCCCCCC)NC(=O)[C@H](CC(O)=O)NC(=O)[C@H](C)NC(=O)[C@@H]1CCCN1C(=O)[C@@]([H])(NC(=O)[C@@]([H])(NC(=O)[C@H](CC(C)(C)C)NC(=O)[C@H](CC1=CN([H])C=N1)NC(=O)[C@@]([H])(NC(C)=O)[C@@H](C)CC)[C@@H](C)O[H])[C@@H](C)CC)C(=O)N[C@H](CCCN=C(N)N[H])C(N)=O						

FIGURE 1.27

C#	Monomer (M) or Dimer (D) & MW (Daltons)	Cyclization Positions	Cyclization Chemical Bond	Cyclization Linker	Dimerization: Linker, Position, Chemical Bond	Stability Assays (SGF; SIF)	IC50 HEK Blue IL-17assays (AA, AF, FF)
101	D; 5064.129	---	---	---	PEG21DA; X14K; amide	---	AA++
101	ac-I-H-Tba-T-I-P-A-D-Ogl-W-D-W-Cha-K-dR-am (SEQ ID NO:82)						
101	[H]NC(N)=NCCC[C@@H](NC(=O)[C@H](CCCCNC(=O)CCOCCOCCOCCOCCOCCOCCOCCOCCOCCOCCOCCOCCOCCOCCOCCOCCOCCOCCOCCOCCOCCC(=O)NCCCC[C@H](NC(=O)[C@H](CC1CCCCC1)NC(=O)[C@H](CC1=CN([H])C2=C1C=CC=C2)NC(=O)[C@H](CC(O)=O)NC(=O)[C@H](CC1=CN([H])C2=C1C=CC=C2)NC(=O)[C@H](CCCCCCCC)NC(=O)[C@H](CC(O)=O)NC(=O)[C@H](C)NC(=O)[C@@H]1CCCN1C(=O)[C@@]([H])(NC(=O)[C@@]([H])(NC(=O)[C@H](CC(C)(C)C)NC(=O)[C@H](CC1=CN([H])C=N1)NC(=O)[C@@]([H])(NC(C)=O)[C@@H](C)CC)[C@@H](C)O[H])[C@@H](C)CC)C(=O)N[C@H](CCCN=C(N)N[H])C(N)=O)NC(=O)[C@H](CC1CCCCC1)NC(=O)[C@H](CC1=CN([H])C2=C1C=CC=C2)NC(=O)[C@H](CC(O)=O)NC(=O)[C@H](CC1=CN([H])C2=C1C=CC=C2)NC(=O)[C@H](CCCCCCCC)NC(=O)[C@H](CC(O)=O)NC(=O)[C@H](C)NC(=O)[C@@H]1CCCN1C(=O)[C@@]([H])(NC(=O)[C@@]([H])(NC(=O)[C@H](CC(C)(C)C)NC(=O)[C@H](CC1=CN([H])C=N1)NC(=O)[C@@]([H])(NC(C)=O)[C@@H](C)CC)[C@@H](C)O[H])[C@@H](C)CC)C(N)=O						
102	M; 2014.452	---	---	---	---	---	AA+++
102	ac-I-H-V-T-I-Hpr-A-D-Ogl-W-D-W-Cha-K-dR-am (SEQ ID NO:83)						
102	[H]NCCCC[C@H](NC(=O)[C@H](CC1CCCCC1)NC(=O)[C@H](CC1=CN([H])C2=C1C=CC=C2)NC(=O)[C@H](CC(O)=O)NC(=O)[C@H](CC1=CN([H])C2=C1C=CC=C2)NC(=O)[C@H](CCCCCCCC)NC(=O)[C@H](CC(O)=O)NC(=O)[C@H](C)NC(=O)[C@H]1CCCCN1C(=O)[C@@]([H])(NC(=O)[C@@]([H])(NC(=O)[C@@H](NC(=O)[C@H](CC1=CN([H])C=N1)NC(=O)[C@@]([H])(NC(C)=O)[C@@H](C)CC)C(C)C)[C@@H](C)O[H])[C@@H](C)CC)C(=O)N[C@H](CCCN=C(N)N[H])C(N)=O						
103	D; 5036.075	---	---	---	PEG21DA; X14K; amide	---	AA+++
103	ac-I-H-V-T-I-Hpr-A-D-Ogl-W-D-W-Cha-K-dR-am (SEQ ID NO:83)						
103	[H]NC(N)=NCCC[C@@H](NC(=O)[C@H](CCCCNC(=O)CCOCCOCCOCCOCCOCCOCCOCCOCCOCCOCCOCCOCCOCCOCCOCCOCCOCCOCCOCCOCCOCCC(=O)NCCCC[C@H](NC(=O)[C@H](CC1CCCCC1)NC(=O)[C@H](CC1=CN([H])C2=C1C=CC=C2)NC(=O)[C@H](CC(O)=O)NC(=O)[C@H](CC1=CN([H])C2=C1C=CC=C2)NC(=O)[C@H](CCCCCCCC)NC(=O)[C@H](CC(O)=O)NC(=O)[C@H](C)NC(=O)[C@H]1CCCCN1C(=O)[C@@]([H])(NC(=O)[C@@]([H])(NC(=O)[C@@H](NC(=O)[C@H](CC1=CN([H])C=N1)NC(=O)[C@@]([H])(NC(C)=O)[C@@H](C)CC)C(C)C)[C@@H](C)O[H])[C@@H](C)CC)C(=O)N[C@H](CCCN=C(N)N[H])C(N)=O)NC(=O)[C@H](CC1CCCCC1)NC(=O)[C@H](CC1=CN([H])C2=C1C=CC=C2)NC(=O)[C@H](CC(O)=O)NC(=O)[C@H](CC1=CN([H])C2=C1C=CC=C2)NC(=O)[C@H](CCCCCCCC)NC(=O)[C@H](CC(O)=O)NC(=O)[C@H](C)NC(=O)[C@H]1CCCCN1C(=O)[C@@]([H])(NC(=O)[C@@]([H])(NC(=O)[C@@H](NC(=O)[C@H](CC1=CN([H])C=N1)NC(=O)[C@@]([H])(NC(C)=O)[C@@H](C)CC)C(C)C)[C@@H](C)O[H])[C@@H](C)CC)C(N)=O						
104	M; 2042.506	---	---	---	---	SGF+; SIF+	AA+++
104	ac-I-H-Tba-T-I-Hpr-A-D-Ogl-W-D-W-Cha-K-dR-am (SEQ ID NO:84)						
104	[H]NCCCC[C@H](NC(=O)[C@H](CC1CCCCC1)NC(=O)[C@H](CC1=CN([H])C2=C1C=CC=C2)NC(=O)[C@H](CC(O)=O)NC(=O)[C@H](CC1=CN([H])C2=C1C=CC=C2)NC(=O)[C@H](CCCCCCCC)NC(=O)[C@H](CC(O)=O)NC(=O)[C@H](C)NC(=O)[C@H]1CCCCN1C(=O)[C@@]([H])(N						

FIGURE 1.28

C#	Monomer (M) or Dimer (D) & MW (Daltons)	Cyclization Positions	Cyclization Chemical Bond	Cyclization Linker	Dimerization: Linker, Position, Chemical Bond	Stability Assays (SGF; SIF)	IC50 HEK Blue IL-17assays (AA, AF, FF)
	C(=O)[C@@]([H])(NC(=O)[C@H](CC(C)(C)C)NC(=O)[C@H](CC1=CN([H])C=N1)NC(=O)[C@@]([H])(NC(C)=O)[C@@H](C)CC)[C@@H](C)O[H])[C@@H](C)CC)C(=O)N[C@H](CCCN=C(N)N[H])C(N)=O						
105	D; 5092.183	---	---	---	PEG21DA; X14K; amide	SGF+; SIF+	AA++
105	ac-I-H-Tba-T-I-Hpr-A-D-Ogl-W-D-W-Cha-K-dR-am (SEQ ID NO:84)						
105	[H]NC(N)=NCCC[C@@H](NC(=O)[C@H](CCCCNC(=O)CCOCCOCCOCCOCCOCCOCCOCCOCCOCCOCCOCCOCCOCCOCCOCCOCCOCCOCCOCCOCCOCCOCCC(=O)NCCCC[C@H](NC(=O)[C@H](CC1CCCCC1)NC(=O)[C@H](CC1=CN([H])C2=C1C=CC=C2)NC(=O)[C@H](CC(O)=O)NC(=O)[C@H](CC1=CN([H])C2=C1C=CC=C2)NC(=O)[C@H](CCCCCCCC)NC(=O)[C@H](CC(O)=O)NC(=O)[C@H](C)NC(=O)[C@H]1CCCCN1C(=O)[C@@]([H])(NC(=O)[C@@]([H])(NC(=O)[C@H](CC(C)(C)C)NC(=O)[C@H](CC1=CN([H])C=N1)NC(=O)[C@@]([H])(NC(C)=O)[C@@H](C)CC)[C@@H](C)O[H])[C@@H](C)CC)C(=O)N[C@H](CCCN=C(N)N[H])C(N)=O)NC(=O)[C@H](CC1CCCCC1)NC(=O)[C@H](CC1=CN([H])C2=C1C=CC=C2)NC(=O)[C@H](CC(O)=O)NC(=O)[C@H](CC1=CN([H])C2=C1C=CC=C2)NC(=O)[C@H](CCCCCCCC)NC(=O)[C@H](CC(O)=O)NC(=O)[C@H](C)NC(=O)[C@H]1CCCCN1C(=O)[C@@]([H])(NC(=O)[C@@]([H])(NC(=O)[C@H](CC(C)(C)C)NC(=O)[C@H](CC1=CN([H])C=N1)NC(=O)[C@@]([H])(NC(C)=O)[C@@H](C)CC)[C@@H](C)O[H])[C@@H](C)CC)C(N)=O						
106	M; 1946.333	---	---	---	---	---	AA+
106	ac-I-H-V-T-I-Azetidinone-A-D-Ogl-W-D-W-I-K-dR-am (SEQ ID NO:85)						
106	[H]NCCCC[C@H](NC(=O)[C@@]([H])(NC(=O)[C@H](CC1=CN([H])C2=C1C=CC=C2)NC(=O)[C@H](CC(O)=O)NC(=O)[C@H](CC1=CN([H])C2=C1C=CC=C2)NC(=O)[C@H](CCCCCCCC)NC(=O)[C@H](CC(O)=O)NC(=O)[C@H](C)NC(=O)[C@@H]1CCN1C(=O)[C@@]([H])(NC(=O)[C@@]([H])(NC(=O)[C@@H](NC(=O)[C@H](CC1=CN([H])C=N1)NC(=O)[C@@]([H])(NC(C)=O)[C@@H](C)CC)C(C)C)[C@@H](C)O[H])[C@@H](C)CC)[C@@H](C)CC)C(=O)N[C@H](CCCN=C(N)N[H])C(N)=O						
107	D; 4899.837	---	---	---	PEG21DA; X14K; amide	---	AA++++; AF+++
107	ac-I-H-V-T-I-Azetidinone-A-D-Ogl-W-D-W-I-K-dR-am (SEQ ID NO:85)						
107	[H]NC(N)=NCCC[C@@H](NC(=O)[C@H](CCCCNC(=O)CCOCCOCCOCCOCCOCCOCCOCCOCCOCCOCCOCCOCCOCCOCCOCCOCCOCCOCCOCCOCCOCCOCCC(=O)NCCCC[C@H](NC(=O)[C@@]([H])(NC(=O)[C@H](CC1=CN([H])C2=C1C=CC=C2)NC(=O)[C@H](CC(O)=O)NC(=O)[C@H](CC1=CN([H])C2=C1C=CC=C2)NC(=O)[C@H](CCCCCCCC)NC(=O)[C@H](CC(O)=O)NC(=O)[C@H](C)NC(=O)[C@@H]1CCN1C(=O)[C@@]([H])(NC(=O)[C@@]([H])(NC(=O)[C@@H](NC(=O)[C@H](CC1=CN([H])C=N1)NC(=O)[C@@]([H])(NC(C)=O)[C@@H](C)CC)C(C)C)[C@@H](C)O[H])[C@@H](C)CC)[C@@H](C)CC)C(=O)N[C@H](CCCN=C(N)N[H])C(N)=O)NC(=O)[C@@]([H])(NC(=O)[C@H](CC1=CN([H])C2=C1C=CC=C2)NC(=O)[C@H](CC(O)=O)NC(=O)[C@H](CC1=CN([H])C2=C1C=CC=C2)NC(=O)[C@H](CCCCCCCC)NC(=O)[C@H](CC(O)=O)NC(=O)[C@H](C)NC(=O)[C@@H]1CCN1C(=O)[C@@]([H])(NC(=O)[C@@]([H])(NC(=O)[C@@H](NC(=O)[C@H](CC1=CN([H])C=N1)NC(=O)[C@@]([H])(NC(C)=O)[C@@H](C)CC)C(C)C)[C@@H](C)O[H])[C@@H](C)CC)[C@@H](C)CC)C(N)=O						
108	M; 1974.387	---	---	---	---	---	AA+++
108	ac-I-H-Tba-T-I-Azetidinone-A-D-Ogl-W-D-W-I-K-dR-am (SEQ ID NO:86)						

FIGURE 1.29

C#	Monomer (M) or Dimer (D) & MW (Daltons)	Cyclization Positions	Cyclization Chemical Bond	Cyclization Linker	Dimerization: Linker, Position, Chemical Bond	Stability Assays (SGF; SIF)	IC50 HEK Blue IL-17assays (AA, AF, FF)
108	[H]NCCCC[C@H](NC(=O)[C@@]([H])(NC(=O)[C@H](CC1=CN([H])C2=C1C=CC=C2)NC(=O)[C@H](CC(O)=O)NC(=O)[C@H](CC1=CN([H])C2=C1C=CC=C2)NC(=O)[C@H](CCCCCCCC)NC(=O)[C@H](CC(O)=O)NC(=O)[C@H](C)NC(=O)[C@@H]1CCN1C(=O)[C@@]([H])(NC(=O)[C@@]([H])(NC(=O)[C@H](CC(C)(C)C)NC(=O)[C@H](CC1=CN([H])C=N1)NC(=O)[C@@]([H])(NC(C)=O)[C@@H](C)CC)[C@@H](C)O[H])[C@@H](C)CC)[C@@H](C)CC)C(=O)N[C@H](CCCN=C(N)N[H])C(N)=O						
109	D; 4955.945	---	---	---	PEG21DA; X14K; amide	---	AA++++
109	ac-I-H-Tba-T-I-Azetidinone-A-D-Ogl-W-D-W-I-K-dR-am (SEQ ID NO:86)						
109	[H]NC(N)=NCCC[C@@H](NC(=O)[C@H](CCCCNC(=O)CCOCCOCCOCCOCCOCCOCCOCCOCCOCCOCCOCCOCCOCCOCCOCCOCCOCCOCCOCCOCCOCCC(=O)NCCCC[C@H](NC(=O)[C@@]([H])(NC(=O)[C@H](CC1=CN([H])C2=C1C=CC=C2)NC(=O)[C@H](CC(O)=O)NC(=O)[C@H](CC1=CN([H])C2=C1C=CC=C2)NC(=O)[C@H](CCCCCCCC)NC(=O)[C@H](CC(O)=O)NC(=O)[C@H](C)NC(=O)[C@@H]1CCN1C(=O)[C@@]([H])(NC(=O)[C@@]([H])(NC(=O)[C@H](CC(C)(C)C)NC(=O)[C@H](CC1=CN([H])C=N1)NC(=O)[C@@]([H])(NC(C)=O)[C@@H](C)CC)[C@@H](C)O[H])[C@@H](C)CC)[C@@H](C)CC)C(=O)N[C@H](CCCN=C(N)N[H])C(N)=O)NC(=O)[C@@]([H])(NC(=O)[C@H](CC1=CN([H])C2=C1C=CC=C2)NC(=O)[C@H](CC(O)=O)NC(=O)[C@H](CC1=CN([H])C2=C1C=CC=C2)NC(=O)[C@H](CCCCCCCC)NC(=O)[C@H](CC(O)=O)NC(=O)[C@H](C)NC(=O)[C@@H]1CCN1C(=O)[C@@]([H])(NC(=O)[C@@]([H])(NC(=O)[C@H](CC(C)(C)C)NC(=O)[C@H](CC1=CN([H])C=N1)NC(=O)[C@@]([H])(NC(C)=O)[C@@H](C)CC)[C@@H](C)O[H])[C@@H](C)CC)[C@@H](C)CC)C(N)=O						
110	M; 1986.398	---	---	---	---	---	AA+++
110	ac-I-H-V-T-I-Azetidinone-A-D-Ogl-W-D-W-Cha-K-dR-am (SEQ ID NO:87)						
110	[H]NCCCC[C@H](NC(=O)[C@H](CC1CCCCC1)NC(=O)[C@H](CC1=CN([H])C2=C1C=CC=C2)NC(=O)[C@H](CC(O)=O)NC(=O)[C@H](CC1=CN([H])C2=C1C=CC=C2)NC(=O)[C@H](CCCCCCCC)NC(=O)[C@H](CC(O)=O)NC(=O)[C@H](C)NC(=O)[C@@H]1CCN1C(=O)[C@@]([H])(NC(=O)[C@@]([H])(NC(=O)[C@@H](NC(=O)[C@H](CC1=CN([H])C=N1)NC(=O)[C@@]([H])(NC(C)=O)[C@@H](C)CC)C(C)C)[C@@H](C)O[H])[C@@H](C)CC)C(=O)N[C@H](CCCN=C(N)N[H])C(N)=O						
111	D; 4979.967	---	---	---	PEG21DA; X14K; amide	---	AA++++
111	ac-I-H-V-T-I-Azetidinone-A-D-Ogl-W-D-W-Cha-K-dR-am (SEQ ID NO:87)						
111	[H]NC(N)=NCCC[C@@H](NC(=O)[C@H](CCCCNC(=O)CCOCCOCCOCCOCCOCCOCCOCCOCCOCCOCCOCCOCCOCCOCCOCCOCCOCCOCCOCCOCCOCCC(=O)NCCCC[C@H](NC(=O)[C@H](CC1CCCCC1)NC(=O)[C@H](CC1=CN([H])C2=C1C=CC=C2)NC(=O)[C@H](CC(O)=O)NC(=O)[C@H](CC1=CN([H])C2=C1C=CC=C2)NC(=O)[C@H](CCCCCCCC)NC(=O)[C@H](CC(O)=O)NC(=O)[C@H](C)NC(=O)[C@@H]1CCN1C(=O)[C@@]([H])(NC(=O)[C@@]([H])(NC(=O)[C@@H](NC(=O)[C@H](CC1=CN([H])C=N1)NC(=O)[C@@]([H])(NC(C)=O)[C@@H](C)CC)C(C)C)[C@@H](C)O[H])[C@@H](C)CC)C(=O)N[C@H](CCCN=C(N)N[H])C(N)=O)NC(=O)[C@H](CC1CCCCC1)NC(=O)[C@H](CC1=CN([H])C2=C1C=CC=C2)NC(=O)[C@H](CC(O)=O)NC(=O)[C@H](CC1=CN([H])C2=C1C=CC=C2)NC(=O)[C@H](CCCCCCCC)NC(=O)[C@H](CC(O)=O)NC(=O)[C@H](C)NC(=O)[C@@H]1CCN1C(=O)[C@@]([H])(NC(=O)[C@@]([H])(NC(=O)[C@@H](NC(=O)[C@H](CC1=CN([H])C=N1)NC(=O)[C@@]([H])(NC(C)=O)[C@@H](C)CC)C(C)C)[C@@H](C)O[H])[C@@H](C)CC)C(N)=O						

FIGURE 1.30

C#	Monomer (M) or Dimer (D) & MW (Daltons)	Cyclization Positions	Cyclization Chemical Bond	Cyclization Linker	Dimerization: Linker, Position, Chemical Bond	Stability Assays (SGF; SIF)	IC50 HEK Blue IL-17assays (AA, AF, FF)
112	M; 2014.452	---	---	---	---	SGF+; SIF+	AA++
112	ac-I-H-Tba-T-I-Azetidinone-A-D-Ogl-W-D-W-Cha-K-dR-am (SEQ ID NO:88)						
112	[H]NCCCC[C@H](NC(=O)[C@H](CC1CCCCC1)NC(=O)[C@H](CC1=CN([H])C2=C1C=CC=C2)NC(=O)[C@H](CC(O)=O)NC(=O)[C@H](CC1=CN([H])C2=C1C=CC=C2)NC(=O)[C@H](CCCCCCCC)NC(=O)[C@H](CC(O)=O)NC(=O)[C@H](C)NC(=O)[C@@H]1CCN1C(=O)[C@@]([H])(NC(=O)[C@@]([H])(NC(=O)[C@H](CC(C)(C)C)NC(=O)[C@H](CC1=CN([H])C=N1)NC(=O)[C@@]([H])(NC(C)=O)[C@@H](C)CC)[C@@H](C)O[H])[C@@H](C)CC)C(=O)N[C@H](CCCN=C(N)N[H])C(N)=O						
113	D; 5036.075	---	---	---	PEG21DA; X14K; amide	SGF+; SIF++	AA+++
113	ac-I-H-Tba-T-I-Azetidinone-A-D-Ogl-W-D-W-Cha-K-dR-am (SEQ ID NO:88)						
113	[H]NC(N)=NCCC[C@@H](NC(=O)[C@H](CCCCNC(=O)CCOCCOCCOCCOCCOCCOCCOCCOCCOCCOCCOCCOCCOCCOCCOCCOCCOCCOCCOCCOCCC(=O)NCCCC[C@H](NC(=O)[C@H](CC1CCCCC1)NC(=O)[C@H](CC1=CN([H])C2=C1C=CC=C2)NC(=O)[C@H](CC(O)=O)NC(=O)[C@H](CC1=CN([H])C2=C1C=CC=C2)NC(=O)[C@H](CCCCCCCC)NC(=O)[C@H](CC(O)=O)NC(=O)[C@H](C)NC(=O)[C@@H]1CCN1C(=O)[C@@]([H])(NC(=O)[C@@]([H])(NC(=O)[C@H](CC(C)(C)C)NC(=O)[C@H](CC1=CN([H])C=N1)NC(=O)[C@@]([H])(NC(C)=O)[C@@H](C)CC)[C@@H](C)O[H])[C@@H](C)CC)C(=O)N[C@H](CCCN=C(N)N[H])C(N)=O)NC(=O)[C@H](CC1CCCCC1)NC(=O)[C@H](CC1=CN([H])C2=C1C=CC=C2)NC(=O)[C@H](CC(O)=O)NC(=O)[C@H](CC1=CN([H])C2=C1C=CC=C2)NC(=O)[C@H](CCCCCCCC)NC(=O)[C@H](CC(O)=O)NC(=O)[C@H](C)NC(=O)[C@@H]1CCN1C(=O)[C@@]([H])(NC(=O)[C@@]([H])(NC(=O)[C@H](CC(C)(C)C)NC(=O)[C@H](CC1=CN([H])C=N1)NC(=O)[C@@]([H])(NC(C)=O)[C@@H](C)CC)[C@@H](C)O[H])[C@@H](C)CC)C(N)=O						
114	M; 2130.656	X7O3S_Me-X11O3S_Me	Carbon-carbon double bond	---	---	SGF++++; SIF++++	AA+++
114	ac-I-T-Tba-T-I-P-O3S_Me-D-Ogl-W-O3S_Me-W-I-N-dR-K-am (SEQ ID NO:89)						
114	[H]CC(=O)N[C@@H]([C@@H](C)CC)C(=O)N[C@@H]([C@@H](C)O)C(=O)N[C@@H](CC(C)(C)C)C(=O)N[C@@H]([C@@H](C)O)C(=O)N[C@@H]([C@@H](C)CC)C(=O)N1CC([H])C[C@H]1C(=O)N[C@@]1(C)CCC\C=C\CCC[C@](C)(NC(=O)[C@H](CC2=CNC3=CC=CC=C23)NC(=O)[C@H](CCCCCCCC)NC(=O)[C@H](CC(O)=O)NC1=O)C(=O)N[C@@H](CC1=CNC2=CC=CC=C12)C(=O)N[C@@H]([C@@H](C)CC)C(=O)N[C@@H](CC(N)=O)C(=O)N[C@H](CCCNC(N)=N)C(=O)N[C@@H](CCCCN[H])C(N)=O						
115	M; 2156.694	X7O3S_Me-X11O3S_Me	Carbon-carbon double bond	---	---	---	AA++
115	ac-I-T-Cha-T-I-P-O3S_Me-D-Ogl-W-O3S_Me-W-I-N-dR-K-am (SEQ ID NO:90)						
115	[H]CC(=O)N[C@@H]([C@@H](C)CC)C(=O)N[C@@H]([C@@H](C)O)C(=O)N[C@@H](CC1CCCCC1)C(=O)N[C@@H]([C@@H](C)O)C(=O)N[C@@H]([C@@H](C)CC)C(=O)N1CC([H])C[C@H]1C(=O)N[C@@]1(C)CCC\C=C\CCC[C@](C)(NC(=O)[C@H](CC2=CNC3=CC=CC=C23)NC(=O)[C@H](CCCCCCCC)NC(=O)[C@H](CC(O)=O)NC1=O)C(=O)N[C@@H](CC1=CNC2=CC=CC=C12)C(=O)N[C@@H]([C@@H](C)CC)C(=O)N[C@@H](CC(N)=O)C(=O)N[C@H](CCCNC(N)=N)C(=O)N[C@@H](CCCCN[H])C(N)=O						

FIGURE 1.31

C#	Monomer (M) or Dimer (D) & MW (Daltons)	Cyclization Positions	Cyclization Chemical Bond	Cyclization Linker	Dimerization: Linker, Position, Chemical Bond	Stability Assays (SGF; SIF)	IC50 HEK Blue IL-17assays (AA, AF, FF)
116	M; 1950.361	X5O3S_Reduced - X13O3S_Reduced	Carbon-carbon single bond	---	---	SGF+; SIF+	AA+
116	ac-I-T-Tba-T-O3S_Reduced-P-A-D-Ogl-W-D-W-O3S_Reduced-K-dR-am (SEQ ID NO:91)						
116	[H]C[C@@H]1NC(=O)[C@@H]2CC([H])CN2C(=O)[C@H](CCCCCCCC[C@H](NC(=O)[C@H](CC2=CNC3=CC=CC=C23)NC(=O)[C@H](CC(O)=O)NC(=O)[C@H](CC2=CNC3=CC=CC=C23)NC(=O)[C@H](CCCCCCCC)NC(=O)[C@H](CC(O)=O)NC1=O)C(=O)N[C@@H](CCCCN[H])C(=O)N[C@H](CCCNC(N)=N)C(N)=O)NC(=O)[C@@H](NC(=O)[C@H](CC(C)(C)C)NC(=O)[C@@H](NC(=O)[C@@H](NC(=O)C[H])[C@@H](C)CC)[C@@H](C)O)[C@@H](C)O						
117	M; 1964.388	X5O4S_Reduced - X13O3S_Reduced	Carbon-carbon single bond	---	---	---	AA++
117	ac-I-T-Tba-T-O4S_Reduced-P-A-D-Ogl-W-D-W-O3S_Reduced-K-dR-am (SEQ ID NO:92)						
117	[H]C[C@@H]1NC(=O)[C@@H]2CC([H])CN2C(=O)[C@H](CCCCCCCCC[C@H](NC(=O)[C@H](CC2=CNC3=CC=CC=C23)NC(=O)[C@H](CC(O)=O)NC(=O)[C@H](CC2=CNC3=CC=CC=C23)NC(=O)[C@H](CCCCCCCC)NC(=O)[C@H](CC(O)=O)NC1=O)C(=O)N[C@@H](CCCCN[H])C(=O)N[C@H](CCCNC(N)=N)C(N)=O)NC(=O)[C@@H](NC(=O)[C@H](CC(C)(C)C)NC(=O)[C@@H](NC(=O)[C@@H](NC(=O)C[H])[C@@H](C)CC)[C@@H](C)O)[C@@H](C)O						
118	M; 1978.415	X5O4S_Reduced - X13O4S_Reduced	Carbon-carbon single bond	---	---	---	AA++
118	ac-I-T-Tba-T-O4S_Reduced-P-A-D-Ogl-W-D-W-O4S_Reduced-K-dR-am (SEQ ID NO:93)						
118	[H]C[C@@H]1NC(=O)[C@@H]2CC([H])CN2C(=O)[C@H](CCCCCCCCCC[C@H](NC(=O)[C@H](CC2=CNC3=CC=CC=C23)NC(=O)[C@H](CC(O)=O)NC(=O)[C@H](CC2=CNC3=CC=CC=C23)NC(=O)[C@H](CCCCCCCC)NC(=O)[C@H](CC(O)=O)NC1=O)C(=O)N[C@@H](CCCCN[H])C(=O)N[C@H](CCCNC(N)=N)C(N)=O)NC(=O)[C@@H](NC(=O)[C@H](CC(C)(C)C)NC(=O)[C@@H](NC(=O)[C@@H](NC(=O)C[H])[C@@H](C)CC)[C@@H](C)O)[C@@H](C)O						
119	D; 5268.483	X7O3S_Me-X11O3S_Me	Carbon-carbon double bond	---	PEG21DA; X16K; amide	SGF++++; SIF++++	AA+
119	ac-I-T-Tba-T-I-P-O3S_Me-D-Ogl-W-O3S_Me-W-I-N-dR-K-am (SEQ ID NO:89)						
119	[H]CC(=O)N[C@@H]([C@@H](C)CC)C(=O)N[C@@H]([C@@H](C)O)C(=O)N[C@@H](CC(C)(C)C)C(=O)N[C@@H]([C@@H](C)O)C(=O)N[C@@H]([C@@H](C)CC)C(=O)N1CC([H])C[C@H]1C(=O)N[C@@]1(C)CCC\C=C\CCC[C@](C)(NC(=O)[C@H](CC2=CNC3=CC=CC=C23)NC(=O)[C@H](CCCCCCCC)NC(=O)[C@H](CC(O)=O)NC1=O)C(=O)N[C@@H](CC1=CNC2=CC=CC=C12)C(=O)N[C@@H]([C@@H](C)CC)C(=O)N[C@@H]						

FIGURE 1.32

C#	Monomer (M) or Dimer (D) & MW (Daltons)	Cyclization Positions	Cyclization Chemical Bond	Cyclization Linker	Dimerization: Linker, Position, Chemical Bond	Stability Assays (SGF; SIF)	IC50 HEK Blue IL-17assays (AA, AF, FF)
	(CC(N)=O)C(=O)N[C@H](CCCNC(N)=N)C(=O)N[C@@H](CCCCNC(=O)CCOCCOCCOCCOCCOCCOCCOCCOCCOCCOCCOCCOCCOCCOCCOCCOCCOCCOCCOCCOCCOCCOCCOCCOCCOCCC(=O)NCCCC[C@H](NC(=O)[C@@H](CCCNC(N)=N)NC(=O)[C@H](CC(N)=O)NC(=O)[C@@H](NC(=O)[C@H](CC1=CNC2=CC=CC=C12)NC(=O)[C@]1(C)CCC\C=C\CCC[C@](C)(NC(=O)[C@@H]2CC([H])CN2C(=O)[C@@H](NC(=O)[C@@H](NC(=O)[C@H](CC(C)(C)C)NC(=O)[C@@H](NC(=O)[C@@H](NC(=O)C[H])[C@@H](C)CC)[C@@H](C)O)[C@@H](C)O)[C@@H](C)CC)C(=O)N[C@@H](CC(O)=O)C(=O)N[C@@H](CCCCCCCC)C(=O)N[C@@H](CC2=CNC3=CC=CC=C23)C(=O)N1)[C@@H](C)CC)C(N)=O)C(N)=O						
120	D; 4967.94	X5Hhc-X13Hhc	Disulfide	---	PEG21DA; X14K; amide	---	AA+++
120	ac-I-H-Tba-T-Hhc-P-A-D-L-aMe_Trp-D-W-Hhc-K-dR-am (SEQ ID NO:94)						
120	[H][C@](NC(=O)[C@H](CC(C)(C)C)NC(=O)[C@H](CC1=CNC=N1)NC(=O)[C@@]([H])(NC(C)=O)[C@@H](C)CC)([C@@H](C)O)C(=O)N[C@H]1CCCSSCCC[C@H](NC(=O)[C@H](CC2=CNC3=C2C=CC=C3)NC(=O)[C@H](CC(O)=O)NC(=O)[C@](C)(CC2=CNC3=C2C=CC=C3)NC(=O)[C@H](CC(C)C)NC(=O)[C@H](CC(O)=O)NC(=O)[C@H](C)NC(=O)[C@@H]2CCCN2C1=O)C(=O)N[C@@H](CCCCNC(=O)CCOCCOCCOCCOCCOCOCCOCCOCCOCCOCCOCCOCCOCCOCCOCCOCCOCCOCCOCCOCCC(=O)NCCCC[C@H](NC(=O)[C@@H]1CCCSSCCC[C@H](NC(=O)[C@@]([H])(NC(=O)[C@H](CC(C)(C)C)NC(=O)[C@H](CC2=CNC=N2)NC(=O)[C@@]([H])(NC(C)=O)[C@@H](C)CC)[C@@H](C)O)C(=O)N2CCC[C@H]2C(=O)N[C@@H](C)C(=O)N[C@@H](CC(O)=O)C(=O)N[C@@H](CC(C)C)C(=O)N[C@@](C)(CC2=CNC3=C2C=CC=C3)C(=O)N[C@@H](CC(O)=O)C(=O)N[C@@H](CC2=CNC3=C2C=CC=C3)C(=O)N1)C(=O)N[C@H](CCCNC(N)=N)C(N)=O)C(=O)N[C@H](CCCNC(N)=N)C(N)=O						
121	D; 4967.94	X5Hhc-X13Hhc	Disulfide	---	PEG21DA; X14K; amide	---	AA++
121	ac-I-H-Tba-T-Hhc-P-A-D-L-W-D-aMe_Trp-Hhc-K-dR-am (SEQ ID NO:95)						
121	[H][C@](NC(=O)[C@H](CC(C)(C)C)NC(=O)[C@H](CC1=CNC=N1)NC(=O)[C@@]([H])(NC(C)=O)[C@@H](C)CC)([C@@H](C)O)C(=O)N[C@H]1CCCSSCCC[C@H](NC(=O)[C@](C)(CC2=CNC3=C2C=CC=C3)NC(=O)[C@H](CC(O)=O)NC(=O)[C@H](CC2=CNC3=C2C=CC=C3)NC(=O)[C@H](CC(C)C)NC(=O)[C@H](CC(O)=O)NC(=O)[C@H](C)NC(=O)[C@@H]2CCCN2C1=O)C(=O)N[C@@H](CCCCNC(=O)CCOCCOCCOCCOCCOCOCCOCCOCCOCCOCCOCCOCCOCCOCCOCCOCCOCCOCCOCCOCCC(=O)NCCCC[C@H](NC(=O)[C@@H]1CCCSSCCC[C@H](NC(=O)[C@@]([H])(NC(=O)[C@H](CC(C)(C)C)NC(=O)[C@H](CC2=CNC=N2)NC(=O)[C@@]([H])(NC(C)=O)[C@@H](C)CC)[C@@H](C)O)C(=O)N2CCC[C@H]2C(=O)N[C@@H](C)C(=O)N[C@@H](CC(O)=O)C(=O)N[C@@H](CC(C)C)C(=O)N[C@@H](CC2=CNC3=C2C=CC=C3)C(=O)N[C@@H](CC(O)=O)C(=O)N[C@@](C)(CC2=CNC3=C2C=CC=C3)C(=O)N1)C(=O)N[C@H](CCCNC(N)=N)C(N)=O)C(=O)N[C@H](CCCNC(N)=N)C(N)=O						
122	D; 4995.99	X5Hhc-X13Hhc	Disulfide	---	PEG21DA; X14K; amide	---	AA++
122	ac-I-H-Tba-T-Hhc-P-A-D-L-aMe_Trp-D-aMe_Trp-Hhc-K-dR-am (SEQ ID NO:96)						
122	[H][C@](NC(=O)[C@H](CC(C)(C)C)NC(=O)[C@H](CC1=CNC=N1)NC(=O)[C@@]([H])(NC(C)=O)[C@@H](C)CC)([C@@H](C)O)C(=O)N[C@H]1CCCSSCCC[C@H](NC(=O)[C@](C)(CC2=CNC3=C2C=CC=C3)NC(=O)[C@H](CC(O)=O)NC(=O)[C@](C)(CC2=CNC3=C2C=CC=C3)NC(=O)[C@H](CC(C)C)NC(=O)[C@H](CC(O)=O)NC(=O)[C@H](C)NC(=O)[C@@H]2CCCN2C1=O)C(=O)N[C@@H](CCCCNC(=O)CCOCCOCCOCCOCC						

FIGURE 1.33

C#	Monomer (M) or Dimer (D) & MW (Daltons)	Cyclization Positions	Cyclization Chemical Bond	Cyclization Linker	Dimerization: Linker, Position, Chemical Bond	Stability Assays (SGF; SIF)	IC50 HEK Blue IL-17assays (AA, AF, FF)
	OCCOCCOCCOCCOCCOCCOCCOCCOCCOCCOCCOCCOCCOCCOCCOCCOCCC(=O)NCCCC[C@H](NC(=O)[C@@H]1CCCSSCCC[C@H](NC(=O)[C@@]([H])(NC(=O)[C@H](CC(C)(C)C)NC(=O)[C@H](CC2=CNC=N2)NC(=O)[C@@]([H])(NC(C)=O)[C@@H](C)CC)[C@@H](C)O)C(=O)N2CCC[C@H]2C(=O)N[C@@H](C)C(=O)N[C@@H](CC(O)=O)C(=O)N[C@@H](CC(C)C)C(=O)N[C@@](C)(CC2=CNC3=C2C=CC=C3)C(=O)N[C@@H](CC(O)=O)C(=O)N[C@@](C)(CC2=CNC3=C2C=CC=C3)C(=O)N1)C(=O)N[C@H](CCCNC(N)=N)C(N)=O)C(=O)N[C@H](CCCNC(N)=N)C(N)=O						
123	D; 4889.74	X5Lys_Ac-X13C	Thioether	---	PEG21DA; X14K; amide	---	AA+
123	ac-I-T-Tba-T-Lys_Ac-P-A-D-L-W-D-W-C-K-dR-am (SEQ ID NO:97)						
123	[H]C[C@@H]1NC(=O)[C@@H]2CC([H])CN2C(=O)[C@H](CCCCNC(=O)CSC[C@H](NC(=O)[C@H](CC2=CNC3=CC=CC=C23)NC(=O)[C@H](CC(O)=O)NC(=O)[C@H](CC2=CNC3=CC=CC=C23)NC(=O)[C@H](CC(C)C)NC(=O)[C@H](CC(O)=O)NC1=O)C(=O)N[C@@H](CCCCNC(=O)CCOCCOCCOCCOCCOCCOCCOCCOCCOCCOCCOCCOCCOCCOCCOCCOCCOCCOCCOCCOCCOCCC(=O)NCCCC[C@H](NC(=O)[C@@H]1CSCC(=O)NCCCC[C@H](NC(=O)[C@@H](NC(=O)[C@H](CC(C)(C)C)NC(=O)[C@@H](NC(=O)[C@@H](NC(=O)C[H])[C@@H](C)CC)[C@@H](C)O)[C@@H](C)O)C(=O)N2CC([H])C[C@H]2C(=O)N[C@@H](C[H])C(=O)N[C@@H](CC(O)=O)C(=O)N[C@@H](CC(C)C)C(=O)N[C@@H](CC2=CNC3=CC=CC=C23)C(=O)N[C@@H](CC(O)=O)C(=O)N[C@@H](CC2=CNC3=CC=CC=C23)C(=O)N1)C(=O)N[C@H](CCCNC(N)=N)C(N)=O)C(=O)N[C@H](CCCNC(N)=N)C(N)=O)NC(=O)[C@@H](NC(=O)[C@H](CC(C)(C)C)NC(=O)[C@@H](NC(=O)[C@@H](NC(=O)C[H])[C@@H](C)CC)[C@@H](C)O)[C@@H](C)O						
124	D; 5001.96	X5Lys_Ac-X13C	Thioether	---	PEG21DA; X14K; amide	SGF+; SIF+	AA++++; AF+++
124	ac-I-T-Tba-T-Lys_Ac-P-A-D-Ogl-W-D-W-C-K-dR-am (SEQ ID NO:98)						
124	[H]C[C@@H]1NC(=O)[C@@H]2CC([H])CN2C(=O)[C@H](CCCCNC(=O)CSC[C@H](NC(=O)[C@H](CC2=CNC3=CC=CC=C23)NC(=O)[C@H](CC(O)=O)NC(=O)[C@H](CC2=CNC3=CC=CC=C23)NC(=O)[C@H](CCCCCCCC)NC(=O)[C@H](CC(O)=O)NC1=O)C(=O)N[C@@H](CCCCNC(=O)CCOCCOCCOCCOCCOCCOCCOCCOCCOCCOCCOCCOCCOCCOCCOCCOCCOCCOCCOCCOCCOCCC(=O)NCCCC[C@H](NC(=O)[C@@H]1CSCC(=O)NCCCC[C@H](NC(=O)[C@@H](NC(=O)[C@H](CC(C)(C)C)NC(=O)[C@@H](NC(=O)[C@@H](NC(=O)C[H])[C@@H](C)CC)[C@@H](C)O)[C@@H](C)O)C(=O)N2CC([H])C[C@H]2C(=O)N[C@@H](C[H])C(=O)N[C@@H](CC(O)=O)C(=O)N[C@@H](CCCCCCCC)C(=O)N[C@@H](CC2=CNC3=CC=CC=C23)C(=O)N[C@@H](CC(O)=O)C(=O)N[C@@H](CC2=CNC3=CC=CC=C23)C(=O)N1)C(=O)N[C@H](CCCNC(N)=N)C(N)=O)C(=O)N[C@H](CCCNC(N)=N)C(N)=O)NC(=O)[C@@H](NC(=O)[C@H](CC(C)(C)C)NC(=O)[C@@H](NC(=O)[C@@H](NC(=O)C[H])[C@@H](C)CC)[C@@H](C)O)[C@@H](C)O						
125	D; 5026.15	X7C-X11Lys_Ac	Thioether	---	PEG21DA; X14K; amide	---	AA+++
125	ac-I-T-V-T-I-P-C-D-Ogl-W-Lys_Ac-W-I-K-dR-am (SEQ ID NO:60)						
125	[H]CC(=O)N[C@@H]([C@@H](C)CC)C(=O)N[C@@H]([C@@H](C)O)C(=O)N[C@@H](C(C)C)C(=O)N[C@@H]([C@@H](C)O)C(=O)N[C@@H]([C@@H](C)CC)C(=O)N1CC([H])C[C@H]1C(=O)N[C@H]1CSCC(=O)NCCCC[C@H](NC(=O)[C@H](CC2=CNC3=CC=CC=C23)NC(=O)[C@H](CC						

FIGURE 1.34

C#	Monomer (M) or Dimer (D) & MW (Daltons)	Cyclization Positions	Cyclization Chemical Bond	Cyclization Linker	Dimerization: Linker, Position, Chemical Bond	Stability Assays (SGF; SIF)	IC50 HEK Blue IL-17assays (AA, AF, FF)
	CCCCCC)NC(=O)[C@H](CC(O)=O)NC1=O)C(=O)N[C@@H](CC1=CNC2=CC=CC=C12)C(=O)N[C@@H]([C@@H](C)CC)C(=O)N[C@@H](CCCCNC(=O)CCOCCOCCOCCOCCOCCOCCOCCOCCOCCOCCOCCOCCOCCOCCOCCOCCOCCOCCOCCOCCOCCC(=O)NCCCC[C@H](NC(=O)[C@@H](NC(=O)[C@H](CC1=CNC2=CC=CC=C12)NC(=O)[C@@H]1CCCCNC(=O)CSC[C@H](NC(=O)[C@@H]2CC([H])CN2C(=O)[C@@H](NC(=O)[C@@H](NC(=O)[C@@H](NC(=O)[C@@H](NC(=O)[C@@H](NC(=O)C[H])[C@@H](C)CC)[C@@H](C)O)C(C)C)[C@@H](C)O)[C@@H](C)CC)C(=O)N[C@@H](CC(O)=O)C(=O)N[C@@H](CCCCCCCC)C(=O)N[C@@H](CC2=CNC3=CC=CC=C23)C(=O)N1)[C@@H](C)CC)C(=O)N[C@H](CCCNC(N)=N)C(N)=O)C(=O)N[C@H](CCCNC(N)=N)C(N)=O						
126	D; 5082.26	X7C-X11Lys_Ac	Thioether	---	PEG21DA; X14K; amide	---	AA+
126	ac-I-T-Tba-T-I-P-C-D-Ogl-W-Lys_Ac-W-I-K-dR-am (SEQ ID NO:61)						
126	[H]CC(=O)N[C@@H]([C@@H](C)CC)C(=O)N[C@@H]([C@@H](C)O)C(=O)N[C@@H](CC(C)(C)C)C(=O)N[C@@H]([C@@H](C)O)C(=O)N[C@@H]([C@@H](C)CC)C(=O)N1CC([H])C[C@H]1C(=O)N[C@H]1CSCC(=O)NCCCC[C@H](NC(=O)[C@H](CC2=CNC3=CC=CC=C23)NC(=O)[C@H](CCCCCCCC)NC(=O)[C@H](CC(O)=O)NC1=O)C(=O)N[C@@H](CC1=CNC2=CC=CC=C12)C(=O)N[C@@H]([C@@H](C)CC)C(=O)N[C@@H](CCCCNC(=O)CCOCCOCCOCCOCCOCCOCCOCCOCCOCCOCCOCCOCCOCCOCCOCCOCCOCCOCCOCCOCCOCCOCCC(=O)NCCCC[C@H](NC(=O)[C@@H](NC(=O)[C@H](CC1=CNC2=CC=CC=C12)NC(=O)[C@@H]1CCCCNC(=O)CSC[C@H](NC(=O)[C@@H]2CC([H])CN2C(=O)[C@@H](NC(=O)[C@@H](NC(=O)[C@H](CC(C)(C)C)NC(=O)[C@@H](NC(=O)[C@@H](NC(=O)C[H])[C@@H](C)CC)[C@@H](C)O)[C@@H](C)O)[C@@H](C)CC)C(=O)N[C@@H](CC(O)=O)C(=O)N[C@@H](CCCCCCCC)C(=O)N[C@@H](CC2=CNC3=CC=CC=C23)C(=O)N1)[C@@H](C)CC)C(=O)N[C@H](CCCNC(N)=N)C(N)=O)C(=O)N[C@H](CCCNC(N)=N)C(N)=O						
127	D; 5134.34	X7C-X11Lys_Ac	Thioether	---	PEG21DA; X14K; amide	---	AA+
127	ac-I-T-Tba-T-Chg-P-C-D-Ogl-W-Lys_Ac-W-I-K-dR-am (SEQ ID NO:62)						
127	[H]CC(=O)N[C@@H]([C@@H](C)CC)C(=O)N[C@@H]([C@@H](C)O)C(=O)N[C@@H](CC(C)(C)C)C(=O)N[C@@H]([C@@H](C)O)C(=O)N[C@@H](C1CCCCC1)C(=O)N1CC([H])C[C@H]1C(=O)N[C@H]1CSCC(=O)NCCCC[C@H](NC(=O)[C@H](CC2=CNC3=CC=CC=C23)NC(=O)[C@H](CCCCCCCC)NC(=O)[C@H](CC(O)=O)NC1=O)C(=O)N[C@@H](CC1=CNC2=CC=CC=C12)C(=O)N[C@@H]([C@@H](C)CC)C(=O)N[C@@H](CCCCNC(=O)CCOCCOCCOCCOCCOCCOCCOCCOCCOCCOCCOCCOCCOCCOCCOCCOCCOCCOCCOCCOCCOCCOCCC(=O)NCCCC[C@H](NC(=O)[C@@H](NC(=O)[C@H](CC1=CNC2=CC=CC=C12)NC(=O)[C@@H]1CCCCNC(=O)CSC[C@H](NC(=O)[C@@H]2CC([H])CN2C(=O)[C@@H](NC(=O)[C@@H](NC(=O)[C@H](CC(C)(C)C)NC(=O)[C@@H](NC(=O)[C@@H](NC(=O)C[H])[C@@H](C)CC)[C@@H](C)O)[C@@H](C)O)C2CCCCC2)C(=O)N[C@@H](CC(O)=O)C(=O)N[C@@H](CCCCCCCC)C(=O)N[C@@H](CC2=CNC3=CC=CC=C23)C(=O)N1)[C@@H](C)CC)C(=O)N[C@H](CCCNC(N)=N)C(N)=O)C(=O)N[C@H](CCCNC(N)=N)C(N)=O						
128	D; 5162.39	X7C-X11Lys_Ac	Thioether	---	PEG21DA; X14K; amide	---	AA+
128	ac-I-T-Tba-T-Chg-P-C-D-Ogl-W-Lys_Ac-aMe_Trp-I-K-dR-am (SEQ ID NO:99)						

FIGURE 1.35

C#	Monomer (M) or Dimer (D) & MW (Daltons)	Cyclization Positions	Cyclization Chemical Bond	Cyclization Linker	Dimerization: Linker, Position, Chemical Bond	Stability Assays (SGF; SIF)	IC50 HEK Blue IL-17assays (AA, AF, FF)
128	[H]CC(=O)N[C@@H]([C@@H](C)CC)C(=O)N[C@@H]([C@@H](C)O)C(=O)N[C@@H](CC(C)(C)C)C(=O)N[C@@H]([C@@H](C)O)C(=O)N[C@@H](C1CCCCC1)C(=O)N1CC([H])C[C@H]1C(=O)N[C@H]1CSCC(=O)NCCCC[C@H](NC(=O)[C@H](CC2=CNC3=CC=CC=C23)NC(=O)[C@H](CCCCCCCC)NC(=O)[C@H](CC(O)=O)NC1=O)C(=O)N[C@@](C)(CC1=CNC2=C1C=CC=C2)C(=O)N[C@@H]([C@@H](C)CC)C(=O)N[C@@H](CCCCNC(=O)CCOCCOCCOCCOCCOCCOCCOCCOCCOCCOCCOCCOCCOCCOCCOCCOCCOCCOCCOCCOCCOCCC(=O)NCCCC[C@H](NC(=O)[C@@H](NC(=O)[C@](C)(CC1=CNC2=C1C=CC=C2)NC(=O)[C@@H]1CCCCNC(=O)CSC[C@H](NC(=O)[C@@H]2CC([H])CN2C(=O)[C@@H](NC(=O)[C@@H](NC(=O)[C@H](CC(C)(C)C)NC(=O)[C@@H](NC(=O)[C@@H](NC(=O)C[H])[C@@H](C)CC)[C@@H](C)O)[C@@H](C)O)C2CCCCC2)C(=O)N[C@@H](CC(O)=O)C(=O)N[C@@H](CCCCCCCC)C(=O)N[C@@H](CC2=CNC3=CC=CC=C23)C(=O)N1)[C@@H](C)CC)C(=O)N[C@H](CCCNC(N)=N)C(N)=O)C(=O)N[C@H](CCCNC(N)=N)C(N)=O						
129	D; 5214.47	X7C-X11Lys_Ac	Thioether	---	PEG21DA; X14K; amide	---	AA+
129	ac-I-T-Tba-T-Chg-P-C-D-Ogl-W-Lys_Ac-W-Cha-K-dR-am (SEQ ID NO:100)						
129	[H]CC(=O)N[C@@H]([C@@H](C)CC)C(=O)N[C@@H]([C@@H](C)O)C(=O)N[C@@H](CC(C)(C)C)C(=O)N[C@@H]([C@@H](C)O)C(=O)N[C@@H](C1CCCCC1)C(=O)N1CC([H])C[C@H]1C(=O)N[C@H]1CSCC(=O)NCCCC[C@H](NC(=O)[C@H](CC2=CNC3=CC=CC=C23)NC(=O)[C@H](CCCCCCCC)NC(=O)[C@H](CC(O)=O)NC1=O)C(=O)N[C@@H](CC1=CNC2=CC=CC=C12)C(=O)N[C@@H](CC1CCCCC1)C(=O)N[C@@H](CCCCNC(=O)CCOCCOCCOCCOCCOCCOCCOCCOCCOCCOCCOCCOCCOCCOCCOCCOCCOCCOCCOCCOCCOCCC(=O)NCCCC[C@H](NC(=O)[C@H](CC1CCCCC1)NC(=O)[C@H](CC1=CNC2=CC=CC=C12)NC(=O)[C@@H]1CCCCNC(=O)CSC[C@H](NC(=O)[C@@H]2CC([H])CN2C(=O)[C@@H](NC(=O)[C@@H](NC(=O)[C@H](CC(C)(C)C)NC(=O)[C@@H](NC(=O)[C@@H](NC(=O)C[H])[C@@H](C)CC)[C@@H](C)O)[C@@H](C)O)C2CCCCC2)C(=O)N[C@@H](CC(O)=O)C(=O)N[C@@H](CCCCCCCC)C(=O)N[C@@H](CC2=CNC3=CC=CC=C23)C(=O)N1)C(=O)N[C@H](CCCNC(N)=N)C(N)=O)C(=O)N[C@H](CCCNC(N)=N)C(N)=O						
130	D; 5102.25	X7C-X11Lys_Ac	Thioether	---	PEG21DA; X14K; amide	---	AA+
130	ac-I-T-Tba-T-Chg-P-C-D-L-W-Lys_Ac-W-Cha-K-dR-am (SEQ ID NO:101)						
130	[H]CC(=O)N[C@@H]([C@@H](C)CC)C(=O)N[C@@H]([C@@H](C)O)C(=O)N[C@@H](CC(C)(C)C)C(=O)N[C@@H]([C@@H](C)O)C(=O)N[C@@H](C1CCCCC1)C(=O)N1CC([H])C[C@H]1C(=O)N[C@H]1CSCC(=O)NCCCC[C@H](NC(=O)[C@H](CC2=CNC3=CC=CC=C23)NC(=O)[C@H](CC(C)C)NC(=O)[C@H](CC(O)=O)NC1=O)C(=O)N[C@@H](CC1=CNC2=CC=CC=C12)C(=O)N[C@@H](CC1CCCCC1)C(=O)N[C@@H](CCCCNC(=O)CCOCCOCCOCCOCCOCCOCCOCCOCCOCCOCCOCCOCCOCCOCCOCCOCCOCCOCCOCCOCCOCCC(=O)NCCCC[C@H](NC(=O)[C@H](CC1CCCCC1)NC(=O)[C@H](CC1=CNC2=CC=CC=C12)NC(=O)[C@@H]1CCCCNC(=O)CSC[C@H](NC(=O)[C@@H]2CC([H])CN2C(=O)[C@@H](NC(=O)[C@@H](NC(=O)[C@H](CC(C)(C)C)NC(=O)[C@@H](NC(=O)[C@@H](NC(=O)C[H])[C@@H](C)CC)[C@@H](C)O)[C@@H](C)O)C2CCCCC2)C(=O)N[C@@H](CC(O)=O)C(=O)N[C@@H](CC(C)C)C(=O)N[C@@H](CC2=CNC3=CC=CC=C23)C(=O)N1)C(=O)N[C@H](CCCNC(N)=N)C(N)=O)C(=O)N[C@H](CCCNC(N)=N)C(N)=O						
131	D; 5134.34	X7C-X11Lys_Ac	Thioether	---	PEG21DA; X14K; amide	---	AA+

FIGURE 1.36

C#	Monomer (M) or Dimer (D) & MW (Daltons)	Cyclization Positions	Cyclization Chemical Bond	Cyclization Linker	Dimerization: Linker, Position, Chemical Bond	Stability Assays (SGF; SIF)	IC50 HEK Blue IL-17assays (AA, AF, FF)
131	ac-I-T-Tba-T-I-Azetidinone-C-D-Ogl-W-Lys_Ac-W-Cha-K-dR-am (SEQ ID NO:63)						
131	[H]CC(=O)N[C@@H]([C@@H](C)CC)C(=O)N[C@@H]([C@@H](C)O)C(=O)N[C@@H](CC(C)(C)C)C(=O)N[C@@H]([C@@H](C)O)C(=O)N[C@@H]([C@@H](C)CC)C(=O)N1CC[C@H]1C(=O)N[C@H]1CSCC(=O)NCCCC[C@H](NC(=O)[C@H](CC2=CNC3=CC=CC=C23)NC(=O)[C@H](CCCCCCCC)NC(=O)[C@H](CC(O)=O)NC1=O)C(=O)N[C@@H](CC1=CNC2=CC=CC=C12)C(=O)N[C@@H](CC1CCCCC1)C(=O)N[C@@H](CCCCNC(=O)CCOCCOCCOCCOCCOCCOCCOCCOCCOCCOCCOCCOCCOCCOCCOCCOCCOCCOCCOCCOCCOCCC(=O)NCCCC[C@H](NC(=O)[C@H](CC1CCCCC1)NC(=O)[C@H](CC1=CNC2=CC=CC=C12)NC(=O)[C@@H]1CCCCNC(=O)CSC[C@H](NC(=O)[C@@H]2CCN2C(=O)[C@@H](NC(=O)[C@@H](NC(=O)[C@H](CC(C)(C)C)NC(=O)[C@@H](NC(=O)[C@@H](NC(=O)C[H])[C@@H](C)CC)[C@@H](C)O)[C@@H](C)O)[C@@H](C)CC)C(=O)N[C@@H](CC(O)=O)C(=O)N[C@@H](CCCCCCCC)C(=O)N[C@@H](CC2=CNC3=CC=CC=C23)C(=O)N1)C(=O)N[C@H](CCCNC(N)=N)C(N)=O)C(=O)N[C@H](CCCNC(N)=N)C(N)=O						
132	D; 5286.54	X7C-X11Lys_Ac	Thioether	---	PEG21DA; X14K; amide	---	AA+
132	ac-I-H-Tba-T-Chg-P-C-D-Ogl-W-Lys_Ac-W-Cha-K-dR-am (SEQ ID NO:102)						
132	[H]CC(=O)N[C@@H]([C@@H](C)CC)C(=O)N[C@@H](CC1=CN=CN1)C(=O)N[C@@H](CC(C)(C)C)C(=O)N[C@@H]([C@@H](C)O)C(=O)N[C@@H](C1CCCCC1)C(=O)N1CC([H])C[C@H]1C(=O)N[C@H]1CSCC(=O)NCCCC[C@H](NC(=O)[C@H](CC2=CNC3=CC=CC=C23)NC(=O)[C@H](CCCCCCCC)NC(=O)[C@H](CC(O)=O)NC1=O)C(=O)N[C@@H](CC1=CNC2=CC=CC=C12)C(=O)N[C@@H](CC1CCCCC1)C(=O)N[C@@H](CCCCNC(=O)CCOCCOCCOCCOCCOCCOCCOCCOCCOCCOCCOCCOCCOCCOCCOCCOCCOCCOCCOCCOCCOCCC(=O)NCCCC[C@H](NC(=O)[C@H](CC1CCCCC1)NC(=O)[C@H](CC1=CNC2=CC=CC=C12)NC(=O)[C@@H]1CCCCNC(=O)CSC[C@H](NC(=O)[C@@H]2CC([H])CN2C(=O)[C@@H](NC(=O)[C@@H](NC(=O)[C@H](CC(C)(C)C)NC(=O)[C@H](CC2=CN=CN2)NC(=O)[C@@H](NC(=O)C[H])[C@@H](C)CC)[C@@H](C)O)C2CCCCC2)C(=O)N[C@@H](CC(O)=O)C(=O)N[C@@H](CCCCCCCC)C(=O)N[C@@H](CC2=CNC3=CC=CC=C23)C(=O)N1)C(=O)N[C@H](CCCNC(N)=N)C(N)=O)C(=O)N[C@H](CCCNC(N)=N)C(N)=O						
133	D; 4941.82	X9C-X13Lys_Ac	Thioether	---	PEG21DA; X14K; amide	---	AA+
133	ac-I-T-Tba-T-Chg-P-A-D-C-W-D-W-Lys_Ac-K-dR-am (SEQ ID NO:103)						
133	[H]C[C@H](NC(=O)[C@@H]1CC([H])CN1C(=O)[C@@H](NC(=O)[C@@H](NC(=O)[C@H](CC(C)(C)C)NC(=O)[C@@H](NC(=O)[C@@H](NC(=O)C[H])[C@@H](C)CC)[C@@H](C)O)[C@@H](C)O)C1CCCCC1)C(=O)N[C@@H](CC(O)=O)C(=O)N[C@H]1CSCC(=O)NCCCC[C@H](NC(=O)[C@H](CC2=CNC3=CC=CC=C23)NC(=O)[C@H](CC(O)=O)NC(=O)[C@H](CC2=CNC3=CC=CC=C23)NC1=O)C(=O)N[C@@H](CCCCNC(=O)CCOCCOCCOCCOCCOCCOCCOCCOCCOCCOCCOCCOCCOCCOCCOCCOCCOCCOCCOCCOCCOCCC(=O)NCCCC[C@H](NC(=O)[C@@H]1CCCCNC(=O)CSC[C@H](NC(=O)[C@H](CC(O)=O)NC(=O)[C@H](C[H])NC(=O)[C@@H]2CC([H])CN2C(=O)[C@@H](NC(=O)[C@@H](NC(=O)[C@H](CC(C)(C)C)NC(=O)[C@@H](NC(=O)[C@@H](NC(=O)C[H])[C@@H](C)CC)[C@@H](C)O)[C@@H](C)O)C2CCCCC2)C(=O)N[C@@H](CC2=CNC3=CC=CC=C23)C(=O)N[C@@H](CC(O)=O)C(=O)N[C@@H](CC2=CNC3=CC=CC=C23)C(=O)N1)C(=O)N[C@H](CCCNC(N)=N)C(N)=O)C(=O)N[C@H](CCCNC(N)=N)C(N)=O						

FIGURE 1.37

C#	Monomer (M) or Dimer (D) & MW (Daltons)	Cyclization Positions	Cyclization Chemical Bond	Cyclization Linker	Dimerization: Linker, Position, Chemical Bond	Stability Assays (SGF; SIF)	IC50 HEK Blue IL-17assays (AA, AF, FF)
134	D; 4913.76	X9C-X13Orn_Ac	Thioether	---	PEG21DA; X14K; amide	---	AA+
134	ac-I-T-Tba-T-Chg-P-A-D-C-W-D-W-Orn_Acetyl-dR-am (SEQ ID NO:104)						
134	[H]C[C@H](NC(=O)[C@@H]1CC([H])CN1C(=O)[C@@H](NC(=O)[C@@H](NC(=O)[C@H](CC(C)(C)C)NC(=O)[C@@H](NC(=O)[C@@H](NC(=O)C[H])[C@@H](C)CC)[C@@H](C)O)[C@@H](C)O)C1CCCCC1)C(=O)N[C@@H](CC(O)=O)C(=O)N[C@H]1CSCC(=O)NCCC[C@H](NC(=O)[C@H](CC2=CNC3=CC=CC=C23)NC(=O)[C@H](CC(O)=O)NC(=O)[C@H](CC2=CNC3=CC=CC=C23)NC1=O)C(=O)N[C@@H](CCCCNC(=O)CCOCCOCCOCCOCCOCCOCCOCCOCCOCCOCCOCCOCCOCCOCCOCCOCCOCCOCCOCCOCCOCCOCCC(=O)NCCCC[C@H](NC(=O)[C@@H]1CCCNC(=O)CSC[C@H](NC(=O)[C@H](CC(O)=O)NC(=O)[C@H](C[H])NC(=O)[C@@H]2CC([H])CN2C(=O)[C@@H](NC(=O)[C@@H](NC(=O)[C@H](CC(C)(C)C)NC(=O)[C@@H](NC(=O)[C@@H](NC(=O)C[H])[C@@H](C)CC)[C@@H](C)O)[C@@H](C)O)C2CCCCC2)C(=O)N[C@@H](CC2=CNC3=CC=CC=C23)C(=O)N[C@@H](CC(O)=O)C(=O)N[C@@H](CC2=CNC3=CC=CC=C23)C(=O)N1)C(=O)N[C@H](CCCNC(N)=N)C(N)=O)C(=O)N[C@H](CCCNC(N)=N)C(N)=O						
135	D; 4907.893	X5O3S_Reduced - X13O3S_Reduced	Carbon-carbon single bond	---	PEG21DA; X14K; amide	SGF++++; SIF++++	AA++++; AF+++
135	ac-I-T-Tba-T-O3S_Reduced-P-A-D-Ogl-W-D-W-O3S_Reduced-K-dR-am (SEQ ID NO:91)						
135	[H]CC1NC(=O)C2CC([H])CN2C(=O)C(CCCCCCCCC(NC(=O)C(CC2=CNC3=CC=CC=C23)NC(=O)C(CC(O)=O)NC(=O)C(CC2=CNC3=CC=CC=C23)NC(=O)C(CCCCCCCC)NC(=O)C(CC(O)=O)NC1=O)C(=O)NC(CCCCNC(=O)CCOCCOCCOCCOCCOCCOCCOCCOCCOCCOCCOCCOCCOCCOCCOCCOCCOCCOCCOCCOCCOCCC(=O)NCCCCC(NC(=O)C1CCCCCCCCC(NC(=O)C(NC(=O)C(CC(C)(C)C)NC(=O)C(NC(=O)C(NC(=O)C[H])C(C)CC)C(C)O)C(C)O)C(=O)N2CC([H])CC2C(=O)NC(C[H])C(=O)NC(CC(O)=O)C(=O)NC(CCCCCCCC)C(=O)NC(CC2=CNC3=CC=CC=C23)C(=O)NC(CC(O)=O)C(=O)NC(CC2=CNC3=CC=CC=C23)C(=O)N1)C(=O)NC(CCCNC(N)=N)C(N)=O)C(=O)NC(CCCNC(N)=N)C(N)=O)NC(=O)C(NC(=O)C(CC(C)(C)C)NC(=O)C(NC(=O)C(NC(=O)C[H])C(C)CC)C(C)O)C(C)O						
136	D; 5134.24	X10C-X14Lys_Ac	Thioether	---	PEG21DA; X14K; amide	SGF++++; SIF++++	AA+++
136	ac-I-T-Tba-T-Chg-P-A-D-Ogl-C-D-W-I-Lys_Ac-dR-K-am (SEQ ID NO:64)						
136	[H]C[C@H](NC(=O)[C@@H]1CC([H])CN1C(=O)[C@@H](NC(=O)[C@@H](NC(=O)[C@H](CC(C)(C)C)NC(=O)[C@@H](NC(=O)[C@@H](NC(=O)C[H])[C@@H](C)CC)[C@@H](C)O)[C@@H](C)O)C1CCCCC1)C(=O)N[C@@H](CC(O)=O)C(=O)N[C@@H](CCCCCCCC)C(=O)N[C@H]1CSCC(=O)NCCCC[C@H](NC(=O)[C@@H](NC(=O)[C@H](CC2=CNC3=CC=CC=C23)NC(=O)[C@H](CC(O)=O)NC1=O)[C@@H](C)CC)C(=O)N[C@H](CCCNC(N)=N)C(=O)N[C@@H](CCCCNC(=O)CCOCCOCCOCCOCCOCCOCCOCCOCCOCCOCCOCCOCCOCCOCCOCCOCCOCCOCCOCCOCCOCCOCCOCCC(=O)NCCCC[C@H](NC(=O)[C@@H](CCCNC(N)=N)NC(=O)[C@@H]1CCCCNC(=O)CSC[C@H](NC(=O)[C@H](CCCCCCCC)NC(=O)[C@H](CC(O)=O)NC(=O)[C@H](C[H])NC(=O)[C@@H]2CC([H])CN2C(=O)[C@@H](NC(=O)[C@@H](NC(=O)[C@H](CC(C)(C)C)NC(=O)[C@@H](NC(=O)[C@@H](N						

FIGURE 1.38

C#	Monomer (M) or Dimer (D) & MW (Daltons)	Cyclization Positions	Cyclization Chemical Bond	Cyclization Linker	Dimerization: Linker, Position, Chemical Bond	Stability Assays (SGF; SIF)	IC50 HEK Blue IL-17assays (AA, AF, FF)
	C(=O)C[H])[C@@H](C)CC)[C@@H](C)O)[C@@H](C)O)C2CCCCC2)C(=O)N[C@@H](CC(O)=O)C(=O)N[C@@H](CC2=CNC3=CC=CC=C23)C(=O)N[C@@H]([C@@H](C)CC)C(=O)N1)C(N)=O)C(N)=O						
137	D; 5106.19	X10C-X14Orn_Ac	Thioether	---	PEG21DA; X14K; amide	SGF++++; SIF++++	AA+++
137	ac-I-T-Tba-T-Chg-P-A-D-Ogl-C-D-W-I-Orn_Acetyl-dR-K-am (SEQ ID NO:65)						
137	[H]C[C@H](NC(=O)[C@@H]1CC([H])CN1C(=O)[C@@H](NC(=O)[C@@H](NC(=O)[C@H](CC(C)(C)C)NC(=O)[C@@H](NC(=O)[C@@H](NC(=O)C[H])[C@@H](C)CC)[C@@H](C)O)[C@@H](C)O)C1CCCCC1)C(=O)N[C@@H](CC(O)=O)C(=O)N[C@@H](CCCCCCCC)C(=O)N[C@H]1CSCC(=O)NCCC[C@H](NC(=O)[C@@H](NC(=O)[C@H](CC2=CNC3=CC=CC=C23)NC(=O)[C@H](CC(O)=O)NC1=O)[C@@H](C)CC)C(=O)N[C@H](CCCNC(N)=N)C(=O)N[C@@H](CCCCNC(=O)CCOCCOCCOCCOCCOCCOCCOCCOCCOCCOCCOCCOCCOCCOCCOCCOCCOCCOCCOCCOCCOCCOCCC(=O)NCCCC[C@H](NC(=O)[C@@H](CCCNC(N)=N)NC(=O)[C@@H]1CCCNC(=O)CSC[C@H](NC(=O)[C@H](CCCCCCCC)NC(=O)[C@H](CC(O)=O)NC(=O)[C@H](C[H])NC(=O)[C@@H]2CC([H])CN2C(=O)[C@@H](NC(=O)[C@@H](NC(=O)[C@H](CC(C)(C)C)NC(=O)[C@@H](NC(=O)[C@@H](NC(=O)C[H])[C@@H](C)CC)[C@@H](C)O)[C@@H](C)O)C2CCCCC2)C(=O)N[C@@H](CC(O)=O)C(=O)N[C@@H](CC2=CNC3=CC=CC=C23)C(=O)N[C@@H]([C@@H](C)CC)C(=O)N1)C(N)=O)C(N)=O						
138	D; 4883.78	X5Hhc-X13Hhc	Disulfide	---	PEG21DA; X14K; amide	---	AA++
138	ac-I-H-V-T-Hhc-P-A-D-L-W-D-W-Hhc-dR-K-am (SEQ ID NO:105)						
138	[H][C@](NC(=O)[C@@H](NC(=O)[C@H](CC1=CNC=N1)NC(=O)[C@@]([H])(NC(C)=O)[C@@H](C)CC)C(C)C)([C@@H](C)O)C(=O)N[C@H]1CCCSSCCC[C@H](NC(=O)[C@H](CC2=CNC3=C2C=CC=C3)NC(=O)[C@H](CC(O)=O)NC(=O)[C@H](CC2=CNC3=C2C=CC=C3)NC(=O)[C@H](CC(C)C)NC(=O)[C@H](CC(O)=O)NC(=O)[C@H](C)NC(=O)[C@@H]2CCCN2C1=O)C(=O)N[C@H](CCCNC(N)=N)C(=O)N[C@@H](CCCCNC(=O)CCOCCOCCOCCOCCOCCOCCOCCOCCOCCOCCOCCOCCOCCOCCOCCOCCOCCOCCOCCOCCOCCOCCC(=O)NCCCC[C@H](NC(=O)[C@@H](CCCNC(N)=N)NC(=O)[C@@H]1CCCSSCCC[C@H](NC(=O)[C@@]([H])(NC(=O)[C@@H](NC(=O)[C@H](CC2=CNC=N2)NC(=O)[C@@]([H])(NC(C)=O)[C@@H](C)CC)C(C)C)[C@@H](C)O)C(=O)N2CCC[C@H]2C(=O)N[C@@H](C)C(=O)N[C@@H](CC(O)=O)C(=O)N[C@@H](CC(C)C)C(=O)N[C@@H](CC2=CNC3=C2C=CC=C3)C(=O)N[C@@H](CC(O)=O)C(=O)N[C@@H](CC2=CNC3=C2C=CC=C3)C(=O)N1)C(N)=O)C(N)=O						
139	D; 4911.83	X5Hhc-X13Hhc	Disulfide	---	PEG21DA; X14K; amide	SGF+; SIF+	AA+++
139	ac-I-H-Tle-T-Hhc-P-A-D-L-W-D-W-Hhc-K-dR-am (SEQ ID NO:106)						
139	[H][C@](NC(=O)[C@@H](NC(=O)[C@H](CC1=CNC=N1)NC(=O)[C@@]([H])(NC(C)=O)[C@@H](C)CC)C(C)(C)C)([C@@H](C)O)C(=O)N[C@H]1CCCSSCCC[C@H](NC(=O)[C@H](CC2=CNC3=C2C=CC=C3)NC(=O)[C@H](CC(O)=O)NC(=O)[C@H](CC2=CNC3=C2C=CC=C3)NC(=O)[C@H](CC(C)C)NC(=O)[C@H](CC(O)=O)NC(=O)[C@H](C)NC(=O)[C@@H]2CCCN2C1=O)C(=O)N[C@@H](CCCCNC(=O)CCOCCOCCOCCOCCOCCOCCOCCOCCOCCOCCOCCOCCOCCOCCOCCOCCOCCOCCOCCOCCOCCOCCC(=O)NCCCC[C@H](NC(=O)[C@@H]1CCCSSCCC[C@H](NC(=O)[C@@]([H])(NC(=O)[C@@H](NC(=O)[C@H](CC2=CNC=N2)NC(=O)[C@@]([H])(NC(C)=O)[C@@H](C)CC)C(C)(C)C)[C@@H](C)O)C(=O)N2CCC[C@H]2C(						

FIGURE 1.39

C#	Monomer (M) or Dimer (D) & MW (Daltons)	Cyclization Positions	Cyclization Chemical Bond	Cyclization Linker	Dimerization: Linker, Position, Chemical Bond	Stability Assays (SGF; SIF)	IC50 HEK Blue IL-17assays (AA, AF, FF)
	=O)N[C@@H](C)C(=O)N[C@@H](CC(O)=O)C(=O)N[C@@H](CC(C)C)C(=O)N[C@@H](CC2=CNC3=C2C=CC=C3)C(=O)N[C@@H](CC(O)=O)C(=O)N[C@@H](CC2=CNC3=C2C=CC=C3)C(=O)N1)C(=O)N[C@H](CCCNC(N)=N)C(N)=O)C(=O)N[C@H](CCCNC(N)=N)C(N)=O						
140	D; 4963.91	X9Hhc-X13Hhc	Disulfide	---	PEG21DA; X14K; amide	---	AA+++
140	ac-I-H-Tba-T-Chg-P-A-D-Hcy-W-D-W-Hhc-K-dR-am (SEQ ID NO:107)						
140	[H]NC(N)=NCCC[C@@H](NC(=O)[C@H](CCCCNC(=O)CCOCCOCCOCCOCCOCCOCCOCCOCCOCCOCCOCCOCCOCCOCCOCCOCCOCCOCCOCCOCCOCCC(=O)NCCCC[C@H](NC(=O)[C@@H]1CCCSSCC[C@H](NC(=O)[C@H](CC(O)=O)NC(=O)[C@H](C)NC(=O)[C@@H]2CCCN2C(=O)[C@@H](NC(=O)[C@@]([H])(NC(=O)[C@H](CC(C)(C)C)NC(=O)[C@H](CC2=CN([H])C=N2)NC(=O)[C@@]([H])(NC(C)=O)[C@@H](C)CC)[C@@H](C)O[H])C2CCCCC2)C(=O)N[C@@H](CC2=CN([H])C3=C2C=CC=C3)C(=O)N[C@@H](CC(O)=O)C(=O)N[C@@H](CC2=CN([H])C3=C2C=CC=C3)C(=O)N1)C(=O)N[C@H](CCCN=C(N)N[H])C(N)=O)NC(=O)[C@@H]1CCCSSCC[C@H](NC(=O)[C@H](CC(O)=O)NC(=O)[C@H](C)NC(=O)[C@@H]2CCCN2C(=O)[C@@H](NC(=O)[C@@]([H])(NC(=O)[C@H](CC(C)(C)C)NC(=O)[C@H](CC2=CN([H])C=N2)NC(=O)[C@@]([H])(NC(C)=O)[C@@H](C)CC)[C@@H](C)O[H])C2CCCCC2)C(=O)N[C@@H](CC2=CN([H])C3=C2C=CC=C3)C(=O)N[C@@H](CC(O)=O)C(=O)N[C@@H](CC2=CN([H])C3=C2C=CC=C3)C(=O)N1)C(N)=O						
141	D; 5116.205	---	---	---	PEG21DA; X14K; amide	SGF+; SIF++++	AA+
141	ac-I-H-Tba-T-Chg-P-A-D-Ogl-W-D-W-Cha-K-dR-am (SEQ ID NO:108)						
141	[H]NC(N)=NCCC[C@@H](NC(=O)[C@H](CCCCNC(=O)CCOCCOCCOCCOCCOCCOCCOCCOCCOCCOCCOCCOCCOCCOCCOCCOCCOCCOCCOCCOCCOCCC(=O)NCCCC[C@H](NC(=O)[C@H](CC1CCCCC1)NC(=O)[C@H](CC1=CN([H])C2=C1C=CC=C2)NC(=O)[C@H](CC(O)=O)NC(=O)[C@H](CC1=CN([H])C2=C1C=CC=C2)NC(=O)[C@H](CCCCCCCC)NC(=O)[C@H](CC(O)=O)NC(=O)[C@H](C)NC(=O)[C@@H]1CCCN1C(=O)[C@@H](NC(=O)[C@@]([H])(NC(=O)[C@H](CC(C)(C)C)NC(=O)[C@H](CC1=CN([H])C=N1)NC(=O)[C@@]([H])(NC(C)=O)[C@@H](C)CC)[C@@H](C)O[H])C1CCCCC1)C(=O)N[C@H](CCCN=C(N)N[H])C(N)=O)NC(=O)[C@H](CC1CCCCC1)NC(=O)[C@H](CC1=CN([H])C2=C1C=CC=C2)NC(=O)[C@H](CC(O)=O)NC(=O)[C@H](CC1=CN([H])C2=C1C=CC=C2)NC(=O)[C@H](CCCCCCCC)NC(=O)[C@H](CC(O)=O)NC(=O)[C@H](C)NC(=O)[C@@H]1CCCN1C(=O)[C@@H](NC(=O)[C@@]([H])(NC(=O)[C@H](CC(C)(C)C)NC(=O)[C@H](CC1=CN([H])C=N1)NC(=O)[C@@]([H])(NC(C)=O)[C@@H](C)CC)[C@@H](C)O[H])C1CCCCC1)C(N)=O						
142	D; 5144.259	---	---	---	PEG21DA; X14K; amide	SGF+; SIF+	AA+
142	ac-I-H-Tba-T-Chg-Hpr-A-D-Ogl-W-D-W-Cha-K-dR-am (SEQ ID NO:109)						
142	[H]NC(N)=NCCC[C@@H](NC(=O)[C@H](CCCCNC(=O)CCOCCOCCOCCOCCOCCOCCOCCOCCOCCOCCOCCOCCOCCOCCOCCOCCOCCOCCOCCOCCOCCC(=O)NCCCC[C@H](NC(=O)[C@H](CC1CCCCC1)NC(=O)[C@H](CC1=CN([H])C2=C1C=CC=C2)NC(=O)[C@H](CC(O)=O)NC(=O)[C@H](CC1=CN([H])C2=C1C=CC=C2)NC(=O)[C@H](CCCCCCCC)NC(=O)[C@H](CC(O)=O)NC(=O)[C@H](C)NC(=O)[C@H]1CCCCN1C(=O)[C@@H](NC(=O)[C@@]([H])(NC(=O)[C@H](CC(C)(C)C)NC(=O)[C@H](CC1=CN([H])C=N1)NC(=O)[C@@]([H])(NC(C)=O)[C@@H](C)CC)[C@@H](C)O[H])C1CCCCC1)C(=O)N[C@H](CCCN=C(N)N[H])C(N)=O)NC(=O)[C@H](CC1CCCCC1)NC(=O)[C@H](CC1=CN([H])C2=C1C=CC=C2)NC(=O)[C@H](CC(O)=O)NC(=O)[C@H](CC1=CN([H])C2=C1C=CC=C2)NC(=O)[C@H](CCCCCCCC)NC(=O)[C@H](CC(O)=O)NC(=O)[C@H](C)NC(						

FIGURE 1.40

C#	Monomer (M) or Dimer (D) & MW (Daltons)	Cyclization Positions	Cyclization Chemical Bond	Cyclization Linker	Dimerization: Linker, Position, Chemical Bond	Stability Assays (SGF; SIF)	IC50 HEK Blue IL-17assays (AA, AF, FF)
	=O)[C@H]1CCCN1C(=O)[C@@H](NC(=O)[C@@]([H])(NC(=O)[C@H](CC(C)(C)C)NC(=O)[C@H](CC1=CN([H])C=N1)NC(=O)[C@@]([H])(NC(C)=O)[C@@H](C)CC)[C@@H](C)O[H])C1CCCCC1)C(N)=O						
143	D; 5160.217	---	---	---	PEG21DA; X14K; amide	---	AA+
143	ac-I-H-Tba-T-Chg-P-A-D-AdamantylGly-W-D-W-Cha-K-dR-am (SEQ ID NO:110)						
143	[H]NC(N)=NCCC[C@@H](NC(=O)[C@H](CCCCNC(=O)CCOCCOCCOCCOCCOCCOCCOCCOCCOCCOCCOCCOCCOCCOCCOCCOCCOCCOCCOCCOCCOCCC(=O)NCCCC[C@H](NC(=O)[C@H](CC1CCCCC1)NC(=O)[C@H](CC1=CN([H])C2=C1C=CC=C2)NC(=O)[C@H](CC(O)=O)NC(=O)[C@H](CC1=CN([H])C2=C1C=CC=C2)NC(=O)[C@@H](NC(=O)[C@H](CC(O)=O)NC(=O)[C@H](C)NC(=O)[C@@H]1CCCN1C(=O)[C@@H](NC(=O)[C@@]([H])(NC(=O)[C@H](CC(C)(C)C)NC(=O)[C@H](CC1=CN([H])C=N1)NC(=O)[C@@]([H])(NC(C)=O)[C@@H](C)CC)[C@@H](C)O[H])C1CCCCC1)C12C[C@H]3C[C@H](C[C@H](C3)C1)C2)C(=O)N[C@H](CCCN=C(N)N[H])C(N)=O)NC(=O)[C@H](CC1CCCCC1)NC(=O)[C@H](CC1=CN([H])C2=C1C=CC=C2)NC(=O)[C@H](CC(O)=O)NC(=O)[C@H](CC1=CN([H])C2=C1C=CC=C2)NC(=O)[C@@H](NC(=O)[C@H](CC(O)=O)NC(=O)[C@H](C)NC(=O)[C@@H]1CCCN1C(=O)[C@@H](NC(=O)[C@@]([H])(NC(=O)[C@H](CC(C)(C)C)NC(=O)[C@H](CC1=CN([H])C=N1)NC(=O)[C@@]([H])(NC(C)=O)[C@@H](C)CC)[C@@H](C)O[H])C1CCCCC1)C12C[C@H]3C[C@H](C[C@H](C3)C1)C2)C(N)=O						
144	D; 5112.173	---	---	---	PEG21DA; X14K; amide	---	AA+
144	ac-I-H-Tba-T-Chg-P-A-D-hCha-W-D-W-Cha-K-dR-am (SEQ ID NO:111)						
144	[H]NC(N)=NCCC[C@@H](NC(=O)[C@H](CCCCNC(=O)CCOCCOCCOCCOCCOCCOCCOCCOCCOCCOCCOCCOCCOCCOCCOCCOCCOCCOCCOCCOCCOCCC(=O)NCCCC[C@H](NC(=O)[C@H](CC1CCCCC1)NC(=O)[C@H](CC1=CN([H])C2=C1C=CC=C2)NC(=O)[C@H](CC(O)=O)NC(=O)[C@H](CC1=CN([H])C2=C1C=CC=C2)NC(=O)[C@H](CCC1CCCCC1)NC(=O)[C@H](CC(O)=O)NC(=O)[C@H](C)NC(=O)[C@@H]1CCCN1C(=O)[C@@H](NC(=O)[C@@]([H])(NC(=O)[C@H](CC(C)(C)C)NC(=O)[C@H](CC1=CN([H])C=N1)NC(=O)[C@@]([H])(NC(C)=O)[C@@H](C)CC)[C@@H](C)O[H])C1CCCCC1)C(=O)N[C@H](CCCN=C(N)N[H])C(N)=O)NC(=O)[C@H](CC1CCCCC1)NC(=O)[C@H](CC1=CN([H])C2=C1C=CC=C2)NC(=O)[C@H](CC(O)=O)NC(=O)[C@H](CC1=CN([H])C2=C1C=CC=C2)NC(=O)[C@H](CCC1CCCCC1)NC(=O)[C@H](CC(O)=O)NC(=O)[C@H](C)NC(=O)[C@@H]1CCCN1C(=O)[C@@H](NC(=O)[C@@]([H])(NC(=O)[C@H](CC(C)(C)C)NC(=O)[C@H](CC1=CN([H])C=N1)NC(=O)[C@@]([H])(NC(C)=O)[C@@H](C)CC)[C@@H](C)O[H])C1CCCCC1)C(N)=O						
145	D; 5079.98	X9Hcy-X13Hhc	Disulfide	---	PEG21DA; X14K; amide	---	AA+++
145	ac-I-H-Tba-T-Chg-P-A-Gla-Hcy-W-D-W-Hhc-K-dR-am (SEQ ID NO:112)						
145	[H]NC(N)=NCCC[C@@H](NC(=O)[C@H](CCCCNC(=O)CCOCCOCCOCCOCCOCCOCCOCCOCCOCCOCCOCCOCCOCCOCCOCCOCCOCCOCCOCCOCCOCCC(=O)NCCCC[C@H](NC(=O)[C@@H]1CCCSSCC[C@H](NC(=O)C(C[C@H](NC(=O)[C@H](C)NC(=O)[C@@H]2CCCN2C(=O)[C@@H](NC(=O)[C@@]([H])(NC(=O)[C@H](CC(C)(C)C)NC(=O)[C@H](CC2=CN([H])C=N2)NC(=O)[C@@]([H])(NC(C)=O)[C@@H](C)CC)[C@@H](C)O[H])C2CCCCC2)C(O)=O)C(O)=O)C(=O)N[C@@H](CC2=CN([H])C3=C2C=CC=C3)C(=O)N[C@@H](CC(O)=O)C(=O)N[C@@H](CC2=CN([H])C3=C2C=CC=C3)C(=O)N1)C(=O)N[C@H](CCCN=C(N)N[H])C(N)=O)NC(=O)[C@@H]1CCCSSCC[C@H](NC(=O)C(C[C@H](NC(=O)[C@H](C)NC(=O)[C@@H]2CCCN2C(=O)[C@@H](NC(=O)[C@@]([H])(NC(=O)[C@H](CC(C)(C)C)NC(=O)[C@H](CC2=CN([H])C=N2)NC(=O)[C@@]([H])(						

FIGURE 1.41

C#	Monomer (M) or Dimer (D) & MW (Daltons)	Cyclization Positions	Cyclization Chemical Bond	Cyclization Linker	Dimerization: Linker, Position, Chemical Bond	Stability Assays (SGF; SIF)	IC50 HEK Blue IL-17assays (AA, AF, FF)
	NC(C)=O)[C@@H](C)CC)[C@@H](C)O[H])C2CCCCC2)C(O)=O)C(O)=O)C(=O)N[C@@H](CC2=CN([H])C3=C2C=CC=C3)C(=O)N[C@@H](CC(O)=O)C(=O)N[C@@H](CC2=CN([H])C3=C2C=CC=C3)C(=O)N1)C(N)=O						
146	M; 2080.5	X5Hhc-X13Hhc	Disulfide	---	PEG21DA; X14K; amide	---	AA++
146	ac-I-H-Tba-T-Hhc-P-A-Gla-Ogl-W-D-W-Hhc-K-dR-am (SEQ ID NO:113)						
146	[H]NCCCC[C@H](NC(=O)[C@@H]1CCCSSCCC[C@H](NC(=O)[C@@]([H])(NC(=O)[C@H](CC(C)(C)C)NC(=O)[C@H](CC2=CN([H])C=N2)NC(=O)[C@@]([H])(NC(C)=O)[C@@H](C)CC)[C@@H](C)O[H])C(=O)N2CCC[C@H]2C(=O)N[C@@H](C)C(=O)N[C@@H](CC(C(O)=O)C(=O)N[C@@H](CCCCCCCC)C(=O)N[C@@H](CC2=CN([H])C3=C2C=CC=C3)C(=O)N[C@@H](CC(O)=O)C(=O)N[C@@H](CC2=CN([H])C3=C2C=CC=C3)C(=O)N1)C(O)=O)C(=O)N[C@H](CCCN=C(N)N[H])C(N)=O						
147	D; 5168.17	X5Hhc-X13Hhc	Disulfide	---	PEG21DA; X14K; amide	SGF++++; SIF++++	AA++++; AF++++
147	ac-I-H-Tba-T-Hhc-P-A-Gla-Ogl-W-D-W-Hhc-K-dR-am (SEQ ID NO:113)						
147	[H]NC(N)=NCCC[C@@H](NC(=O)[C@H](CCCCNC(=O)CCOCCOCCOCCOCCOCCOCCOCCOCCOCCOCCOCCOCCOCCOCCOCCOCCOCCOCCOCCOCCOCCCC(=O)NCCCC[C@H](NC(=O)[C@@H]1CCCSSCCC[C@H](NC(=O)[C@@]([H])(NC(=O)[C@H](CC(C)(C)C)NC(=O)[C@H](CC2=CN([H])C=N2)NC(=O)[C@@]([H])(NC(C)=O)[C@@H](C)CC)[C@@H](C)O[H])C(=O)N2CCC[C@H]2C(=O)N[C@@H](C)C(=O)N[C@@H](CC(C(O)=O)C(=O)N[C@@H](CCCCCCCC)C(=O)N[C@@H](CC2=CN([H])C3=C2C=CC=C3)C(=O)N[C@@H](CC(O)=O)C(=O)N[C@@H](CC2=CN([H])C3=C2C=CC=C3)C(=O)N1)C(O)=O)C(=O)N[C@H](CCCN=C(N)N[H])C(N)=O)NC(=O)[C@@H]1CCCSSCCC[C@H](NC(=O)[C@@]([H])(NC(=O)[C@H](CC(C)(C)C)NC(=O)[C@H](CC2=CN([H])C=N2)NC(=O)[C@@]([H])(NC(C)=O)[C@@H](C)CC)[C@@H](C)O[H])C(=O)N2CCC[C@H]2C(=O)N[C@@H](C)C(=O)N[C@@H](CC(C(O)=O)C(=O)N[C@@H](CCCCCCCC)C(=O)N[C@@H](CC2=CN([H])C3=C2C=CC=C3)C(=O)N[C@@H](CC(O)=O)C(=O)N[C@@H](CC2=CN([H])C3=C2C=CC=C3)C(=O)N1)C(O)=O)C(N)=O						
148	M; 2112.553	---	---	---	PEG21DA; X14K; amide	---	AA+
148	ac-I-H-Tba-T-Chg-P-A-Gla-Ogl-W-D-W-Cha-K-dR-am (SEQ ID NO:114)						
148	[H]NCCCC[C@H](NC(=O)[C@H](CC1CCCCC1)NC(=O)[C@H](CC1=CN([H])C2=C1C=CC=C2)NC(=O)[C@H](CC(O)=O)NC(=O)[C@H](CC1=CN([H])C2=C1C=CC=C2)NC(=O)[C@H](CCCCCCCC)NC(=O)C(C[C@H](NC(=O)[C@H](C)NC(=O)[C@@H]1CCCN1C(=O)[C@@H](NC(=O)[C@@]([H])(NC(=O)[C@H](CC(C)(C)C)NC(=O)[C@H](CC1=CN([H])C=N1)NC(=O)[C@@]([H])(NC(C)=O)[C@@H](C)CC)[C@@H](C)O[H])C1CCCCC1)C(O)=O)C(O)=O)C(=O)N[C@H](CCCN=C(N)N[H])C(N)=O						
149	D; 5232.277	---	---	---	PEG21DA; X14K; amide	SGF+; SIF++++	AA++
149	ac-I-H-Tba-T-Chg-P-A-Gla-Ogl-W-D-W-Cha-K-dR-am (SEQ ID NO:114)						
149	[H]NC(N)=NCCC[C@@H](NC(=O)[C@H](CCCCNC(=O)CCOCCOCCOCCOCCOCCOCCOCCOCCOCCOCCOCCOCCOCCOCCOCCOCCOCCOCCOCCOCCOCCCC(=O)NCCCC[C@H](NC(=O)[C@H](CC1CCCCC1)NC(=O)[C@H](CC1=CN([H])C2=C1C=CC=C2)NC(=O)[C@H](CC(O)=O)NC(=O)[C@H](CC1=CN([H])C2=C1C=CC=C2)NC(=O)[C@H](CCCCCCCC)NC(=O)C(C[C@H](NC(=O)[C@H](C)NC(=O)[C@@H]1CCCN1C(=O)[C@@H](NC(=O)[C@@						

FIGURE 1.42

C#	Monomer (M) or Dimer (D) & MW (Daltons)	Cyclization Positions	Cyclization Chemical Bond	Cyclization Linker	Dimerization: Linker, Position, Chemical Bond	Stability Assays (SGF; SIF)	IC50 HEK Blue IL-17assays (AA, AF, FF)
	]([H])(NC(=O)[C@H](CC(C)(C)C)NC(=O)[C@H](CC1=CN([H])C=N1)NC(=O)[C@@]([H])(NC(C)=O)[C@@H](C)CC)[C@@H](C)O[H])C1CCCCC1)C(O)=O)C(O)=O)C(=O)N[C@H](CCCN=C(N)N[H])C(N)=O)NC(=O)[C@H](CC1CCCCC1)NC(=O)[C@H](CC1=CN([H])C2=C1C=CC=C2)NC(=O)[C@H](CC(O)=O)NC(=O)[C@H](CC1=CN([H])C2=C1C=CC=C2)NC(=O)[C@H](CCCCCCCC)NC(=O)C(C[C@H](NC(=O)[C@H](C)NC(=O)[C@@H]1CCCN1C(=O)[C@@H](NC(=O)[C@@]([H])(NC(=O)[C@H](CC(C)(C)C)NC(=O)[C@H](CC1=CN([H])C=N1)NC(=O)[C@@]([H])(NC(C)=O)[C@@H](C)CC)[C@@H](C)O[H])C1CCCCC1)C(O)=O)C(O)=O)C(N)=O						
150	M; 2052.45	X5Hhc-X13Hhc	Disulfide	---	---	---	AA+
150	ac-I-H-V-T-Hhc-P-A-Gla-Ogl-W-D-W-Hhc-K-dR-am (SEQ ID NO:115)						
150	[H]C[C@@H]1NC(=O)[C@@H]2CC([H])CN2C(=O)[C@H](CCCSSCCC[C@H](NC(=O)[C@H](CC2=CNC3=CC=CC=C23)NC(=O)[C@H](CC(O)=O)NC(=O)[C@H](CC2=CNC3=CC=CC=C23)NC(=O)[C@H](CCCCCCCC)NC(=O)[C@H](CC(C(O)=O)C(O)=O)NC1=O)C(=O)N[C@@H](CCCCN[H])C(=O)N[C@H](CCCNC(N)=N)C(N)=O)NC(=O)[C@@H](NC(=O)[C@@H](NC(=O)[C@H](CC1=CN=CN1)NC(=O)[C@@H](NC(=O)C[H])[C@@H](C)CC)C(C)C)[C@@H](C)O						
151	M; 1900.22	X9O3S-X13OS3	Carbon-carbon double bond	---	---	---	AA+
151	ac-I-H-V-T-I-P-A-D-O3S-W-D-W-O3S-K-dR-am (SEQ ID NO:116)						
151	[H]C[C@H](NC(=O)[C@@H]1CC([H])CN1C(=O)[C@@H](NC(=O)[C@@H](NC(=O)[C@@H](NC(=O)[C@H](CC1=CN=CN1)NC(=O)[C@@H](NC(=O)C[H])[C@@H](C)CC)C(C)C)[C@@H](C)O)[C@@H](C)CC)C(=O)N[C@@H](CC(O)=O)C(=O)N[C@H]1CCC\C=C\CCC[C@H](NC(=O)[C@H](CC2=CNC3=CC=CC=C23)NC(=O)[C@H](CC(O)=O)NC(=O)[C@H](CC2=CNC3=CC=CC=C23)NC1=O)C(=O)N[C@@H](CCCCN[H])C(=O)N[C@H](CCCNC(N)=N)C(N)=O						
152	M; 1958.256	X9O3S-X13OS3	Carbon-carbon double bond	---	---	---	AA+++
152	ac-I-H-V-T-I-P-A-Gla-O3S-W-D-W-O3S-K-dR-am (SEQ ID NO:117)						
152	[H]C[C@H](NC(=O)[C@@H]1CC([H])CN1C(=O)[C@@H](NC(=O)[C@@H](NC(=O)[C@@H](NC(=O)[C@H](CC1=CN=CN1)NC(=O)[C@@H](NC(=O)C[H])[C@@H](C)CC)C(C)C)[C@@H](C)O)[C@@H](C)CC)C(=O)N[C@@H](CC(C(O)=O)C(O)=O)C(=O)N[C@H]1CCC\C=C\CCC[C@H](NC(=O)[C@H](CC2=CNC3=CC=CC=C23)NC(=O)[C@H](CC(O)=O)NC(=O)[C@H](CC2=CNC3=CC=CC=C23)NC1=O)C(=O)N[C@@H](CCCCN[H])C(=O)N[C@H](CCCNC(N)=N)C(N)=O						
153	M; 1928.274	X9O3S-X13OS3	Carbon-carbon double bond	---	---	---	AA+
153	ac-I-H-Tba-T-I-P-A-D-O3S-W-D-W-O3S-K-dR-am (SEQ ID NO:118)						

FIGURE 1.43

C#	Monomer (M) or Dimer (D) & MW (Daltons)	Cyclization Positions	Cyclization Chemical Bond	Cyclization Linker	Dimerization: Linker, Position, Chemical Bond	Stability Assays (SGF; SIF)	IC50 HEK Blue IL-17assays (AA, AF, FF)
153	[H]C[C@H](NC(=O)[C@@H]1CC([H])CN1C(=O)[C@@H](NC(=O)[C@@H](NC(=O)[C@H](CC(C)(C)C)NC(=O)[C@H](CC1=CN=CN1)NC(=O)[C@@H](NC(=O)C[H])[C@@H](C)CC)[C@@H](C)O)[C@@H](C)CC)C(=O)N[C@@H](CC(O)=O)C(=O)N[C@@H]1CCC\C=C\CCC[C@H](NC(=O)[C@H](CC2=CNC3=CC=CC=C23)NC(=O)[C@H](CC(O)=O)NC(=O)[C@H](CC2=CNC3=CC=CC=C23)NC1=O)C(=O)N[C@@H](CCCCN[H])C(=O)N[C@H](CCCNC(N)=N)C(N)=O					
154	M; 2012.348	X9O3S-X13OS3	Carbon-carbon double bond	---	---	---	AA+++
154	ac-I-H-Tba-T-Chg-P-A-Gla-O3S-W-D-W-O3S-K-dR-am (SEQ ID NO:119)						
154	[H]C[C@H](NC(=O)[C@@H]1CC([H])CN1C(=O)[C@@H](NC(=O)[C@@H](NC(=O)[C@H](CC(C)(C)C)NC(=O)[C@H](CC1=CN=CN1)NC(=O)[C@@H](NC(=O)C[H])[C@@H](C)CC)[C@@H](C)O)C1CCCCC1)C(=O)N[C@@H](CC(C(O)=O)C(=O)N[C@H]1CCC\C=C\CCC[C@H](NC(=O)[C@H](CC2=CNC3=CC=CC=C23)NC(=O)[C@H](CC(O)=O)NC(=O)[C@H](CC2=CNC3=CC=CC=C23)NC1=O)C(=O)N[C@@H](CCCCN[H])C(=O)N[C@H](CCCNC(N)=N)C(N)=O	Bicyclic: X7C-X11Lys_Ac; X9O3S-X13OS3	Thioether (X7-X11); Carbon-carbon double bond (X9-X13)	---	SGF+; SIF+	AA+
155	ac-I-H-Tba-T-I-P-C-D-O3S-W-Lys_Ac-W-O3S-K-dR-am (SEQ ID NO:120)						
155	[H]CC(=O)N[C@@H]([C@@H](C)CC)C(=O)N[C@@H](CC1=CN=CN1)C(=O)N[C@@H](CC(C)(C)C)C(=O)N[C@@H]([C@@H](C)O)C(=O)N[C@@H]([C@@H](C)CC)C(=O)N1CC([H])C[C@H]1C(=O)N[C@H]1CSCC(=O)NCCCC[C@@H]2NC(=O)[C@H](CC3=CNC4=CC=CC=C34)NC(=O)[C@H](CCC\C=C/CCC[C@H](NC(=O)[C@H](CC3=CNC4=CC=CC=C34)NC2=O)C(=O)N[C@@H](CCCCN[H])C(=O)N[C@H](CCCNC(N)=N)C(N)=O)NC1=O)[C@H](CC(O)=O)NC1=O	Carbon-carbon double bond	---	---	---	AA++
156	M; 2068.5	X7O3S_Me-X11O3S_Me					
156	ac-I-H-V-T-I-P-O3S_Me-Gla-Ogl-W-O3S_Me-W-I-N-dR-am (SEQ ID NO:121)						
156	[H]CC(=O)N[C@@H]([C@@H](C)CC)C(=O)N[C@@H](CC1=CN=CN1)C(=O)N[C@@H](C(C)C)C(=O)N[C@@H]([C@@H](C)O)C(=O)N[C@@H]([C@@H](C)CC)C(=O)N1CC([H])C[C@H]1C(=O)N[C@@]1(C)CCC\C=C\CCC[C@](C)(NC(=O)[C@H](CC2=CNC3=CC=CC=C23)NC(=O)[C@H](CCCCCCCC)NC(=O)[C@H](CC(C(O)=O)C(O)=O)NC1=O)C(=O)N[C@@H](CCCNC(N)=N)C(N)=O					
157	M; 2096.554	X7O3S_Me-X11O3S_Me	Carbon-carbon double bond	---	---	---	AA+++
157	ac-I-H-Tba-T-I-P-O3S_Me-Gla-Ogl-W-O3S_Me-W-I-N-dR-am (SEQ ID NO:122)						
157	[H]CC(=O)N[C@@H]([C@@H](C)CC)C(=O)N[C@@H](CC1=CN=CN1)C(=O)N[C@@H](CC(C)(C)C)C(=O)N[C@@H]([C@@H](C)O)C(=O)N[C@@H]([C@@H](C)CC)C(=O)N1CC([H])C[C@H]1C(=O)N[C@@]1(C)CCC\C=C\CCC[C@](C)(NC(=O)[C@H](CC2=CNC3=CC=CC=C23)NC(=O)[					

FIGURE 1.44

C#	Monomer (M) or Dimer (D) & MW (Daltons)	Cyclization Positions	Cyclization Chemical Bond	Cyclization Linker	Dimerization: Linker, Position, Chemical Bond	Stability Assays (SGF; SIF)	IC50 HEK Blue IL-17assays (AA, AF, FF)
	C@H](CCCCCCCC)NC(=O)[C@H](CC(C(O)=O)C(O)=O)NC1=O)C(=O)N[C@@H](CC1=CNC2=CC=CC=C12)C(=O)N[C@@H]([C@@H](C)CC)C(=O)N[C@@H](CC(N)=O)C(=O)N[C@H](CCCNC(N)=N)C(N)=O						
158	M; 2224.729	X7O3S_Me-X11O3S_Me	Carbon-carbon double bond	---	---	---	AA++
158	ac-I-H-Tba-T-I-P-O3S_Me-Gla-Ogl-W-O3S_Me-W-I-N-dR-K-am (SEQ ID NO:123)						
158	[H]CC(=O)N[C@@H]([C@@H](C)CC)C(=O)N[C@@H](CC1=CN=CN1)C(=O)N[C@@H](CC(C)(C)C)C(=O)N[C@@H]([C@@H](C)O)C(=O)N[C@@H]([C@@H](C)CC)C(=O)N1CC([H])C[C@H]1C(=O)N[C@@]1(C)CCC\C=C\CCC[C@](C)(NC(=O)[C@H](CC2=CNC3=CC=CC=C23)NC(=O)[C@H](CCCCCCCC)NC(=O)[C@H](CC(C(O)=O)C(O)=O)NC1=O)C(=O)N[C@@H](CC1=CNC2=CC=CC=C12)C(=O)N[C@@H]([C@@H](C)CC)C(=O)N[C@@H](CC(N)=O)C(=O)N[C@H](CCCNC(N)=N)C(=O)N[C@@H](CCCCN[H])C(N)=O						
159	M; 2224.729	X7O3S_Me-X11O3S_Me	Carbon-carbon double bond	---	---	---	AA++
159	ac-I-H-Tba-T-I-P-O3S_Me-Gla-Ogl-W-O3S_Me-W-I-N-dR-dK-am (SEQ ID NO:124)						
159	[H]CC(=O)N[C@@H]([C@@H](C)CC)C(=O)N[C@@H](CC1=CN=CN1)C(=O)N[C@@H](CC(C)(C)C)C(=O)N[C@@H]([C@@H](C)O)C(=O)N[C@@H]([C@@H](C)CC)C(=O)N1CC([H])C[C@H]1C(=O)N[C@@]1(C)CCC\C=C\CCC[C@](C)(NC(=O)[C@H](CC2=CNC3=CC=CC=C23)NC(=O)[C@H](CCCCCCCC)NC(=O)[C@H](CC(C(O)=O)C(O)=O)NC1=O)C(=O)N[C@@H](CC1=CNC2=CC=CC=C12)C(=O)N[C@@H]([C@@H](C)CC)C(=O)N[C@@H](CC(N)=O)C(=O)N[C@H](CCCNC(N)=N)C(=O)N[C@H](CCCCN[H])C(N)=O						
160	M; 1902.236	X9O3S_Reduced-X13O3S_Reduced	Carbon-carbon single bond	---	---	SGF+; SIF+	AA+++
160	ac-I-H-V-T-I-P-A-D-O3S_Reduced-W-D-W-O3S_Reduced-K-dR-am (SEQ ID NO:125)						
160	[H]C[C@H](NC(=O)[C@@H]1CC([H])CN1C(=O)[C@@H](NC(=O)[C@@H](NC(=O)[C@@H](NC(=O)[C@H](CC1=CN=CN1)NC(=O)[C@@H](NC(=O)C[H])[C@@H](C)CC)C(C)C)[C@@H](C)O)[C@@H](C)CC)C(=O)N[C@@H](CC(O)=O)C(=O)N[C@H]1CCCCCCCC[C@H](NC(=O)[C@H](CC2=CNC3=CC=CC=C23)NC(=O)[C@H](CC(O)=O)NC(=O)[C@H](CC2=CNC3=CC=CC=C23)NC1=O)C(=O)N[C@@H](CCCCN[H])C(=O)N[C@H](CCCNC(N)=N)C(N)=O						
161	D; 5030.01	X5Lys_Ac-X13Hcy	Thioether	---	PEG21DA; X14K; amide	SGF+; SIF+	AA++++
161	ac-I-T-Tba-T-Lys_Ac-P-A-D-Ogl-W-D-W-Hcy-K-dR-am (SEQ ID NO:126)						
161	[H]C[C@@H]1NC(=O)[C@@H]2CC([H])CN2C(=O)[C@H](CCCCNC(=O)CSCC[C@H](NC(=O)[C@H](CC2=CNC3=CC=CC=C23)NC(=O)[C@H](CC(O)=O)NC(=O)[C@H](CC2=CNC3=CC=CC=C23)NC(=O)[C@H](CCCCCCCC)NC(=O)[C@H](CC(O)=O)NC1=O)C(=O)N[C@@H](CCCCNC(=O)CCOCCOCCOCCOCCOCCOCCOCCOCCOCCOCCOCCOCCOCCOCCOCCOCCOCCOCCOCCOCCOCCC(=O)NCCCC[C@H](NC(=O)[C@@H]1CCSCC(=O)NCCCC[C						

FIGURE 1.45

C#	Monomer (M) or Dimer (D) & MW (Daltons)	Cyclization Positions	Cyclization Chemical Bond	Cyclization Linker	Dimerization: Linker, Position, Chemical Bond	Stability Assays (SGF; SIF)	IC50 HEK Blue IL-17assays (AA, AF, FF)
	@H](NC(=O)[C@@H](NC(=O)[C@H](CC(C)(C)C)NC(=O)[C@@H](NC(=O)[C@@H](NC(=O)C[H])[C@@H](C)CC)[C@@H](C)O)[C@@H](C)O)C(=O)N2CC([H])C[C@H]2C(=O)N[C@@H](C[H])C(=O)N[C@@H](CC(O)=O)C(=O)N[C@@H](CCCCCCCC)C(=O)N[C@@H](CC2=CNC3=CC=CC=C23)C(=O)N[C@@H](CC(O)=O)C(=O)N[C@@H](CC2=CNC3=CC=CC=C23)C(=O)N1)C(=O)N[C@H](CCCNC(N)=N)C(N)=O)C(=O)N[C@H](CCCNC(N)=N)C(N)=O)NC(=O)[C@@H](NC(=O)[C@H](CC(C)(C)C)NC(=O)[C@@H](NC(=O)[C@@H](NC(=O)C[H])[C@@H](C)CC)[C@@H](C)O)[C@@H](C)O						
162	D; 5112.06	X5Hhc-X13Hhc	Disulfide	---	PEG21DA; X14K; amide	SGF+; SIF++++	AA++++; AF++++
162	ac-I-H-V-T-Hhc-P-A-Gla-Ogl-W-D-W-Hhc-K-dR-am-ac(SEQ ID NO:127)						
162	[H]C[C@@H]1NC(=O)[C@@H]2CC([H])CN2C(=O)[C@H](CCCSSCCC[C@H](NC(=O)[C@H](CC2=CNC3=CC=CC=C23)NC(=O)[C@H](CC(O)=O)NC(=O)[C@H](CC2=CNC3=CC=CC=C23)NC(=O)[C@H](CCCCCCCC)NC(=O)[C@H](CC(C(O)=O)C(O)=O)NC1=O)C(=O)N[C@@H](CCCCNC(=O)CCOCCOCCOCCOCCOCCOCCOCCOCCOCCOCCOCCOCCOCCOCCOCCOCCOCCOCCOCCOCCC(=O)NCCCC[C@H](NC(=O)[C@@H]1CCCSSCCC[C@H](NC(=O)[C@@H](NC(=O)[C@@H](NC(=O)[C@H](CC2=CN=CN2)NC(=O)[C@@H](NC(=O)C[H])[C@@H](C)CC)C(C)C)[C@@H](C)O)C(=O)N2CC([H])C[C@H]2C(=O)N[C@@H](C[H])C(=O)N[C@@H](CC(C(O)=O)C(O)=O)C(=O)N[C@@H](CCCCCCCC)C(=O)N[C@@H](CC2=CNC3=CC=CC=C23)C(=O)N[C@@H](CC(O)=O)C(=O)N[C@@H](CC2=CNC3=CC=CC=C23)C(=O)N1)C(=O)N[C@H](CCCNC(N)=N)C(N)=O)C(=O)N[C@H](CCCNC(N)=N)C(N)=O)NC(=O)[C@@H](NC(=O)[C@@H](NC(=O)[C@H](CC1=CN=CN1)NC(=O)[C@@H](NC(=O)C[H])[C@@H](C)CC)C(C)C)[C@@H](C)O						
163	D; 4807.611	X9O3S-X13O3S	Carbon-carbon double bond	---	PEG21DA; X14K; amide	SGF+; SIF+	AA++++; AF++++
163	ac-I-H-V-T-I-P-A-D-O3S-W-D-W-O3S-K-dR-am (SEQ ID NO:116)						
163	[H]C[C@H](NC(=O)[C@@H]1CC([H])CN1C(=O)[C@@H](NC(=O)[C@@H](NC(=O)[C@@H](NC(=O)[C@H](CC1=CN=CN1)NC(=O)[C@@H](NC(=O)C[H])[C@@H](C)CC)C(C)C)[C@@H](C)O)[C@@H](C)CC)C(=O)N[C@@H](CC(O)=O)C(=O)N[C@H]1CCC\C=C\CCC[C@H](NC(=O)[C@H](CC2=CNC3=CC=CC=C23)NC(=O)[C@H](CC(O)=O)NC(=O)[C@H](CC2=CNC3=CC=CC=C23)NC1=O)C(=O)N[C@@H](CCCCNC(=O)CCOCCOCCOCCOCCOCCOCCOCCOCCOCCOCCOCCOCCOCCOCCOCCOCCOCCOCCOCCOCCC(=O)NCCCC[C@H](NC(=O)[C@@H]1CCC\C=C\CCC[C@H](NC(=O)[C@H](CC(O)=O)NC(=O)[C@H](C[H])NC(=O)[C@@H]2CC([H])CN2C(=O)[C@@H](NC(=O)[C@@H](NC(=O)[C@@H](NC(=O)[C@H](CC2=CN=CN2)NC(=O)[C@@H](NC(=O)C[H])[C@@H](C)CC)C(C)C)[C@@H](C)O)[C@@H](C)CC)C(=O)N[C@@H](CC2=CNC3=CC=CC=C23)C(=O)N[C@@H](CC(O)=O)C(=O)N[C@@H](CC2=CNC3=CC=CC=C23)C(=O)N1)C(=O)N[C@H](CCCNC(N)=N)C(N)=O)C(=O)N[C@H](CCCNC(N)=N)C(N)=O						
164	D; 4923.683	X9O3S-X13OS3	Carbon-carbon double bond	---	PEG21DA; X14K; amide	SGF+; SIF+	AA++++; AF+++
164	ac-I-H-V-T-I-P-A-Gla-O3S-W-D-W-O3S-K-dR-am-ac(SEQ ID NO:128)						

FIGURE 1.46

C#	Monomer (M) or Dimer (D) & MW (Daltons)	Cyclization Positions	Cyclization Chemical Bond	Cyclization Linker	Dimerization: Linker, Position, Chemical Bond	Stability Assays (SGF; SIF)	IC50 HEK Blue IL-17assays (AA, AF, FF)
164	[H]C[C@H](NC(=O)[C@@H]1CC([H])CN1C(=O)[C@@H](NC(=O)[C@@H](NC(=O)[C@@H](NC(=O)[C@H](CC1=CN=CN1)NC(=O)[C@@H](NC(=O)C[H])[C@@H](C)CC)C(C)C)[C@@H](C)O)[C@@H](C)CC)C(=O)N[C@@H](CC(C(O)=O)C(O)=O)C(=O)N[C@H]1CCC\C=C\CCC[C@H](NC(=O)[C@H](CC2=CNC3=CC=CC=C23)NC(=O)[C@H](CC(O)=O)NC(=O)[C@H](CC2=CNC3=CC=CC=C23)NC1=O)C(=O)N[C@@H](CCCCNC(=O)CCOCCOCCOCCOCCOCCOCCOCCOCCOCCOCCOCCOCCOCCOCCOCCOCCOCCOCCOCCOCCOCCC(=O)NCCCC[C@H](NC(=O)[C@@H]1CCC\C=C\CCC[C@H](NC(=O)[C@H](CC(C(O)=O)C(O)=O)NC(=O)[C@H](C[H])NC(=O)[C@@H]2CC([H])CN2C(=O)[C@@H](NC(=O)[C@@H](NC(=O)[C@@H](NC(=O)[C@H](CC2=CN=CN2)NC(=O)[C@@H](NC(=O)C[H])[C@@H](C)CC)C(C)C)[C@@H](C)O)[C@@H](C)CC)C(=O)N[C@@H](CC2=CNC3=CC=CC=C23)C(=O)N[C@@H](CC(O)=O)C(=O)N[C@@H](CC2=CNC3=CC=CC=C23)C(=O)N1)C(=O)N[C@H](CCCNC(N)=N)C(N)=O)C(=O)N[C@H](CCCNC(N)=N)C(N)=O						
165	D; 4863.719	X9O3S-X13OS3	Carbon-carbon double bond	---	PEG21DA; X14K; amide	SGF+; SIF+	AA++++
165	ac-I-H-Tba-T-I-P-A-D-O3S-W-D-W-O3S-K-dR-am (SEQ ID NO:118)						
165	[H]C[C@H](NC(=O)[C@@H]1CC([H])CN1C(=O)[C@@H](NC(=O)[C@@H](NC(=O)[C@H](CC(C)(C)C)NC(=O)[C@H](CC1=CN=CN1)NC(=O)[C@@H](NC(=O)C[H])[C@@H](C)CC)[C@@H](C)O)[C@@H](C)CC)C(=O)N[C@@H](CC(O)=O)C(=O)N[C@H]1CCC\C=C\CCC[C@H](NC(=O)[C@H](CC2=CNC3=CC=CC=C23)NC(=O)[C@H](CC(O)=O)NC(=O)[C@H](CC2=CNC3=CC=CC=C23)NC1=O)C(=O)N[C@@H](CCCCNC(=O)CCOCCOCCOCCOCCOCCOCCOCCOCCOCCOCCOCCOCCOCCOCCOCCOCCOCCOCCOCCOCCOCCC(=O)NCCCC[C@H](NC(=O)[C@@H]1CCC\C=C\CCC[C@H](NC(=O)[C@H](CC(O)=O)NC(=O)[C@H](C[H])NC(=O)[C@@H]2CC([H])CN2C(=O)[C@@H](NC(=O)[C@@H](NC(=O)[C@H](CC(C)(C)C)NC(=O)[C@H](CC2=CN=CN2)NC(=O)[C@@H](NC(=O)C[H])[C@@H](C)CC)[C@@H](C)O)[C@@H](C)CC)C(=O)N[C@@H](CC2=CNC3=CC=CC=C23)C(=O)N[C@@H](CC(O)=O)C(=O)N[C@@H](CC2=CNC3=CC=CC=C23)C(=O)N1)C(=O)N[C@H](CCCNC(N)=N)C(N)=O)C(=O)N[C@H](CCCNC(N)=N)C(N)=O						
166	D; 5031.867	X9O3S-X13OS3	Carbon-carbon double bond	---	PEG21DA; X14K; amide	SGF+; SIF++++	AA++++
166	ac-I-H-Tba-T-Chg-P-A-Gla-O3S-W-D-W-O3S-K-dR-am (SEQ ID NO:119)						
166	[H]C[C@H](NC(=O)[C@@H]1CC([H])CN1C(=O)[C@@H](NC(=O)[C@@H](NC(=O)[C@H](CC(C)(C)C)NC(=O)[C@H](CC1=CN=CN1)NC(=O)[C@@H](NC(=O)C[H])[C@@H](C)CC)[C@@H](C)O)C1CCCCC1)C(=O)N[C@@H](CC(C(O)=O)C(O)=O)C(=O)N[C@H]1CCC\C=C\CCC[C@H](NC(=O)[C@H](CC2=CNC3=CC=CC=C23)NC(=O)[C@H](CC(O)=O)NC(=O)[C@H](CC2=CNC3=CC=CC=C23)NC1=O)C(=O)N[C@@H](CCCCNC(=O)CCOCCOCCOCCOCCOCCOCCOCCOCCOCCOCCOCCOCCOCCOCCOCCOCCOCCOCCOCCOCCOCCC(=O)NCCCC[C@H](NC(=O)[C@@H]1CCC\C=C\CCC[C@H](NC(=O)[C@H](CC(C(O)=O)C(O)=O)NC(=O)[C@H](C[H])NC(=O)[C@@H]2CC([H])CN2C(=O)[C@@H](NC(=O)[C@@H](NC(=O)[C@H](CC(C)(C)C)NC(=O)[C@H](CC2=CN=CN2)NC(=O)[C@@H](NC(=O)C[H])[C@@H](C)CC)[C@@H](C)O)C2CCCCC2)C(=O)N[C@@H](CC2=CNC3=CC=CC=C23)C(=O)N[C@@H](CC(O)=O)C(=O)N[C@@H](CC2=CNC3=CC=CC=C23)C(=O)N1)C(=O)N[C@H](CCCNC(N)=N)C(N)=O)C(=O)N[C@H](CCCNC(N)=N)C(N)=O						
167	D; 4811.643	X9O3S_Reduced -	Carbon-carbon single bond	---	PEG21DA; X14K; amide	SGF+; SIF+	AA++++; AF++++

FIGURE 1.47

C#	Monomer (M) or Dimer (D) & MW (Daltons)	Cyclization Positions	Cyclization Chemical Bond	Cyclization Linker	Dimerization: Linker, Position, Chemical Bond	Stability Assays (SGF; SIF)	IC50 HEK Blue IL-17assays (AA, AF, FF)
		X13O3S_Reduced					
167	ac-I-H-V-T-I-P-A-D-O3S_Reduced-W-D-W-O3S_Reduced-K-dR-am (SEQ ID NO:125)						
167	[H]C[C@H](NC(=O)[C@@H]1CC([H])CN1C(=O)[C@@H](NC(=O)[C@@H](NC(=O)[C@@H](NC(=O)[C@H](CC1=CN=CN1)NC(=O)[C@@H](NC(=O)C[H])[C@@H](C)CC)C(C)C)[C@@H](C)O)[C@@H](C)CC)C(=O)N[C@@H](CC(O)=O)C(=O)N[C@H]1CCCCCCCC[C@H](NC(=O)[C@H](CC2=CNC3=CC=CC=C23)NC(=O)[C@H](CC(O)=O)NC(=O)[C@H](CC2=CNC3=CC=CC=C23)NC1=O)C(=O)N[C@@H](CCCCNC(=O)CCOCCOCCOCCOCCOCCOCCOCCOCCOCCOCCOCCOCCOCCOCCOCCOCCOCCOCCOCCOCCC(=O)NCCCC[C@H](NC(=O)[C@@H]1CCCCCCCC[C@H](NC(=O)[C@H](CC(O)=O)NC(=O)[C@H](C[H])NC(=O)[C@@H]2CC([H])CN2C(=O)[C@@H](NC(=O)[C@@H](NC(=O)[C@@H](NC(=O)[C@H](CC2=CN=CN2)NC(=O)[C@@H](NC(=O)C[H])[C@@H](C)CC)C(C)C)[C@@H](C)O)[C@@H](C)CC)C(=O)N[C@@H](CC2=CNC3=CC=CC=C23)C(=O)N[C@@H](CC(O)=O)C(=O)N[C@@H](CC2=CNC3=CC=CC=C23)C(=O)N1)C(=O)N[C@H](CCCNC(N)=N)C(N)=O)C(=O)N[C@H](CCCNC(N)=N)C(N)=O						
168	D; 4935.947	X5O4S_Reduced - X13O3S_Reduced	Carbon-carbon single bond	---	PEG21DA; X14K; amide	SGF++++; SIF++++	AA++++
168	ac-I-T-Tba-T-O4S_Reduced-P-A-D-Ogl-W-D-W-O3S_Reduced-dR-am (SEQ ID NO:129)						
168	[H]C[C@@H]1NC(=O)[C@@H]2CC([H])CN2C(=O)[C@H](CCCCCCCCC[C@H](NC(=O)[C@H](CC2=CNC3=CC=CC=C23)NC(=O)[C@H](CC(O)=O)NC(=O)[C@H](CC2=CNC3=CC=CC=C23)NC(=O)[C@H](CCCCCCCC)NC(=O)[C@H](CC(O)=O)NC1=O)C(=O)N[C@@H](CCCCNC(=O)CCOCCOCCOCCOCCOCCOCCOCCOCCOCCOCCOCCOCCOCCOCCOCCOCCOCCOCCOCCOCCC(=O)NCCCC[C@H](NC(=O)[C@@H]1CCCCCCCCC[C@H](NC(=O)[C@@H](NC(=O)[C@H](CC(C)(C)C)NC(=O)[C@@H](NC(=O)[C@@H](NC(=O)C[H])[C@@H](C)CC)[C@@H](C)O)[C@@H](C)O)C(=O)N2CC([H])C[C@H]2C(=O)N[C@@H](C[H])C(=O)N[C@@H](CC(O)=O)C(=O)N[C@@H](CCCCCCCC)C(=O)N[C@@H](CC2=CNC3=CC=CC=C23)C(=O)N[C@@H](CC(O)=O)C(=O)N[C@@H](CC2=CNC3=CC=CC=C23)C(=O)N1)C(=O)N[C@H](CCCNC(N)=N)C(N)=O)C(=O)N[C@H](CCCNC(N)=N)C(N)=O)NC(=O)[C@@H](NC(=O)[C@H](CC(C)(C)C)NC(=O)[C@@H](NC(=O)[C@@H](NC(=O)C[H])[C@@H](C)CC)[C@@H](C)O)[C@@H](C)O						
169	D; 4964.001	X5O4S_Reduced - X13O4S_Reduced	Carbon-carbon single bond	---	PEG21DA; X14K; amide	SGF++++; SIF++++	AA+++
169	ac-I-T-Tba-T-O4S_Reduced-P-A-D-Ogl-W-D-W-O4S_Reduced-K-dR-am (SEQ ID NO:93)						
169	[H]C[C@@H]1NC(=O)[C@@H]2CC([H])CN2C(=O)[C@H](CCCCCCCCCC[C@H](NC(=O)[C@H](CC2=CNC3=CC=CC=C23)NC(=O)[C@H](CC(O)=O)NC(=O)[C@H](CC2=CNC3=CC=CC=C23)NC(=O)[C@H](CCCCCCCC)NC(=O)[C@H](CC(O)=O)NC1=O)C(=O)N[C@@H](CCCCNC(=O)CCOCCOCCOCCOCCOCCOCCOCCOCCOCCOCCOCCOCCOCCOCCOCCOCCOCCOCCOCCOCCC(=O)NCCCC[C@H](NC(=O)[C@@H]1CCCCCCCCCC[C@H](NC(=O)[C@@H](NC(=O)[C@H](CC(C)(C)C)NC(=O)[C@@H](NC(=O)[C@@H](NC(=O)C[H])[C@@H](C)CC)[C@@H](C)O)[C@@H](C)O)C(=O)N2CC([H])C[C@H]2C(=O)N[C@@H](C[H])C(=O)N[C@@H](CC(O)=O)C(=O)N[C@@H](CCCCCCCC)C(=O)N[C@@H](CC2=CNC3=CC=CC=C23)C(=O)N[C@@H](CC(O)=O)C(=O)N[C@@H](CC2=CNC3=CC=CC=C23)C(=O)N1)C(=O)N[C@H](CCCNC(N)=N)C(N)=O)C(=O)N[C@H](CCCNC(N)						

FIGURE 1.48

C#	Monomer (M) or Dimer (D) & MW (Daltons)	Cyclization Positions	Cyclization Chemical Bond	Cyclization Linker	Dimerization: Linker, Position, Chemical Bond	Stability Assays (SGF; SIF)	IC50 HEK Blue IL-17assays (AA, AF, FF)
	=N)C(N)=O)NC(=O)[C@@H](NC(=O)[C@H](CC(C)(C)C)NC(=O)[C@@H](NC(=O)[C@@H](NC(=O)C[H])[C@@H](C)CC)[C@@H](C)O)[C@@H](C)O						
170	D; 5632.841	X7O3S_Me-X11O3S_Me	Carbon-carbon double bond	---	PEG21DA; X14K; amide	SGF++++; SIF++++	AA++
170	ac-I-H-Tba-T-I-P-O3S_Me-Gla-Ogl-W-O3S_Me-W-I-N-dR-K-am (SEQ ID NO:123)						
170	[H]CC(=O)N[C@@H]([C@@H](C)CC)C(=O)N[C@@H](CC1=CN=CN1)C(=O)N[C@@H](CC(C)(C)C)C(=O)N[C@@H]([C@@H](C)O)C(=O)N[C@@H]([C@@H](C)CC)C(=O)N1CC([H])C[C@H]1C(=O)N[C@@]1(C)CCC\C=C\CCC[C@](C)(NC(=O)[C@H](CC2=CNC3=CC=CC=C23)NC(=O)[C@H](CCCCCCCC)NC(=O)[C@H](CC(C(O)=O)C(O)=O)NC1=O)C(=O)N[C@@H](CC1=CNC2=CC=CC=C12)C(=O)N[C@@H]([C@@H](C)CC)C(=O)N[C@@H](CC(N)=O)C(=O)N[C@H](CCCNC(N)=N)C(=O)N[C@@H](CCCCNC(=O)CCOCCOCCOCCOCCOCCOCCOCCOCCOCCOCCOCCOCCOCCOCCOCCOCCOCCOCCOCCOCCOCCOCCOCCOCCOCCOCCC(=O)NCCCC[C@H](NC(=O)[C@@H](CCCNC(N)=N)NC(=O)[C@H](CC(N)=O)NC(=O)[C@@H](NC(=O)[C@H](CC1=CNC2=CC=CC=C12)NC(=O)[C@]1(C)CCC\C=C\CCC[C@](C)(NC(=O)[C@@H]2CC([H])CN2C(=O)[C@@H](NC(=O)[C@@H](NC(=O)[C@H](CC(C)(C)C)NC(=O)[C@H](CC2=CN=CN2)NC(=O)[C@@H](NC(=O)C[H])[C@@H](C)CC)[C@@H](C)O)[C@@H](C)CC)C(=O)N[C@@H](CC(C(O)=O)C(O)=O)C(=O)N[C@@H](CCCCCCCC)C(=O)N[C@@H](CC2=CNC3=CC=CC=C23)C(=O)N1)[C@@H](C)CC)C(N)=O)C(N)=O						
171	D; 5632.841	X7O3S_Me-X11O3S_Me	Carbon-carbon double bond	---	PEG21DA; X14K; amide	SGF++++; SIF++++	AA+
171	ac-I-H-Tba-T-I-P-O3S_Me-Gla-Ogl-W-O3S_Me-W-I-N-dR-dK-am (SEQ ID NO:124)						
171	[H]CC(=O)N[C@@H]([C@@H](C)CC)C(=O)N[C@@H](CC1=CN=CN1)C(=O)N[C@@H](CC(C)(C)C)C(=O)N[C@@H]([C@@H](C)O)C(=O)N[C@@H]([C@@H](C)CC)C(=O)N1CC([H])C[C@H]1C(=O)N[C@@]1(C)CCC\C=C\CCC[C@](C)(NC(=O)[C@H](CC2=CNC3=CC=CC=C23)NC(=O)[C@H](CCCCCCCC)NC(=O)[C@H](CC(C(O)=O)C(O)=O)NC1=O)C(=O)N[C@@H](CC1=CNC2=CC=CC=C12)C(=O)N[C@@H]([C@@H](C)CC)C(=O)N[C@@H](CC(N)=O)C(=O)N[C@H](CCCNC(N)=N)C(=O)N[C@H](CCCCNC(=O)CCOCCOCCOCCOCCOCCOCCOCCOCCOCCOCCOCCOCCOCCOCCOCCOCCOCCOCCOCCOCCOCCOCCOCCOCCOCCC(=O)NCCCC[C@@H](NC(=O)[C@@H](CCCNC(N)=N)NC(=O)[C@H](CC(N)=O)NC(=O)[C@@H](NC(=O)[C@H](CC1=CNC2=CC=CC=C12)NC(=O)[C@]1(C)CCC\C=C\CCC[C@](C)(NC(=O)[C@@H]2CC([H])CN2C(=O)[C@@H](NC(=O)[C@@H](NC(=O)[C@H](CC(C)(C)C)NC(=O)[C@H](CC2=CN=CN2)NC(=O)[C@@H](NC(=O)C[H])[C@@H](C)CC)[C@@H](C)O)[C@@H](C)CC)C(=O)N[C@@H](CC(C(O)=O)C(O)=O)C(=O)N[C@@H](CCCCCCCC)C(=O)N[C@@H](CC2=CNC3=CC=CC=C23)C(=O)N1)[C@@H](C)CC)C(N)=O)C(N)=O						
172	M; 2034.48	X5Hcy-X13C	Thioether	Ebutene_Linker	---	---	AA++; AF+
172	ac-I-H-Tba-T-Hcy-P-A-D-Ogl-W-D-W-C-K-dR-am (SEQ ID NO:130)						
172	[H]NCCCC[C@H](NC(=O)[C@@H]1CSC\C=C\CSCC[C@H](NC(=O)[C@@]([H])(NC(=O)[C@H](CC(C)(C)C)NC(=O)[C@H](CC2=CNC=N2)NC(=O)[C@@]([H])(NC(C)=O)[C@@H](C)CC)[C@@H](C)O)C(=O)N2CCC[C@H]2C(=O)N[C@@H](C)C(=O)N[C@@H](CC(O)=O)C(=O)N[C@@H						

FIGURE 1.49

C#	Monomer (M) or Dimer (D) & MW (Daltons)	Cyclization Positions	Cyclization Chemical Bond	Cyclization Linker	Dimerization: Linker, Position, Chemical Bond	Stability Assays (SGF; SIF)	IC50 HEK Blue IL-17assays (AA, AF, FF)
	](CCCCCCCC)C(=O)N[C@@H](CC2=CNC3=C2C=CC=C3)C(=O)N[C@@H](CC(O)=O)C(=O)N[C@@H](CC2=CNC3=C2C=CC=C3)C(=O)N1)C(=O)N[C@H](CCCNC(N)=N)C(N)=O						
173	M; 2022.46	X5Hcy-X13C	Thioether	Propane_Linker	---	---	AA+
173	ac-I-H-Tba-T-Hcy-P-A-D-Ogl-W-D-W-C-K-dR-am (SEQ ID NO:130)						
173	[H]NCCCC[C@H](NC(=O)[C@@H]1CSCCCSCC[C@H](NC(=O)[C@@]([H])(NC(=O)[C@H](CC(C)(C)C)NC(=O)[C@H](CC2=CNC=N2)NC(=O)[C@@]([H])(NC(C)=O)[C@@H](C)CC)[C@@H](C)O)C(=O)N2CCC[C@H]2C(=O)N[C@@H](C)C(=O)N[C@@H](CC(O)=O)C(=O)N[C@@H](CCCCCCCC)C(=O)N[C@@H](CC2=CNC3=C2C=CC=C3)C(=O)N[C@@H](CC(O)=O)C(=O)N[C@@H](CC2=CNC3=C2C=CC=C3)C(=O)N1)C(=O)N[C@H](CCCNC(N)=N)C(N)=O						
174	D; 4995.99	X5Hcy-X13Hcy	Disulfide	---	PEG21DA; X14K; amide	SGF+; SIF+	AA+
174	ac-I-H-Tba-T-Hcy-P-A-D-Ogl-W-D-W-Hcy-K-dR-am (SEQ ID NO:711)						
174	[H][C@](NC(=O)[C@H](CC(C)(C)C)NC(=O)[C@H](CC1=CNC=N1)NC(=O)[C@@]([H])(NC(C)=O)[C@@H](C)CC)([C@@H](C)O)C(=O)N[C@H]1CCSSCC[C@H](NC(=O)[C@H](CC2=CNC3=C2C=CC=C3)NC(=O)[C@H](CC(O)=O)NC(=O)[C@H](CC2=CNC3=C2C=CC=C3)NC(=O)[C@H](CCCCCCCC)NC(=O)[C@H](CC(O)=O)NC(=O)[C@H](C)NC(=O)[C@@H]2CCCN2C1=O)C(=O)N[C@@H](CCCCNC(=O)CCOCCOCCOCCOCCOCCOCCOCCOCCOCCOCCOCCOCCOCCOCCOCCOCCOCCOCCOCCC(=O)NCCCC[C@H](NC(=O)[C@@H]1CCSSCC[C@H](NC(=O)[C@@]([H])(NC(=O)[C@H](CC(C)(C)C)NC(=O)[C@H](CC2=CNC=N2)NC(=O)[C@@]([H])(NC(C)=O)[C@@H](C)CC)[C@@H](C)O)C(=O)N2CCC[C@H]2C(=O)N[C@@H](C)C(=O)N[C@@H](CC(O)=O)C(=O)N[C@@H](CCCCCCCC)C(=O)N[C@@H](CC2=CNC3=C2C=CC=C3)C(=O)N[C@@H](CC(O)=O)C(=O)N[C@@H](CC2=CNC3=C2C=CC=C3)C(=O)N1)C(=O)N[C@H](CCCNC(N)=N)C(N)=O)C(=O)N[C@H](CCCNC(N)=N)C(N)=O						
175	M; 2028.85	X5Hhc-X13Hhc	Disulfide	---	---	---	AA+
175	ac-I-H-V-T-Hhc-P-A-D-Ogl-W-D-Trp_5Cl-Hhc-K-dR-am (SEQ ID NO:131)						
175	[H]NCCCC[C@H](NC(=O)[C@@H]1CCCSSCCC[C@H](NC(=O)[C@@]([H])(NC(=O)[C@@H](NC(=O)[C@H](CC2=CNC=N2)NC(=O)[C@@]([H])(NC(C)=O)[C@@H](C)CC)C(C)C)[C@@H](C)O)C(=O)N2CCC[C@H]2C(=O)N[C@@H](C)C(=O)N[C@@H](CC(O)=O)C(=O)N[C@@H](CCCCCCCC)C(=O)N[C@@H](CC2=CNC3=C2C=CC=C3)C(=O)N[C@@H](CC(O)=O)C(=O)N[C@@H](CC2=CNC3=C2C=C(Cl)C=C3)C(=O)N1)C(=O)N[C@H](CCCNC(N)=N)C(N)=O						
176	M; 2006.42	X5Hhc-X13Hhc	Disulfide	---	---	---	AA+
176	ac-I-H-cyclopropyl_Ala-T-Hhc-P-A-D-Ogl-W-D-W-Hhc-K-dR-am (SEQ ID NO:132)						

FIGURE 1.50

C#	Monomer (M) or Dimer (D) & MW (Daltons)	Cyclization Positions	Cyclization Chemical Bond	Cyclization Linker	Dimerization: Linker, Position, Chemical Bond	Stability Assays (SGF; SIF)	IC50 HEK Blue IL-17assays (AA, AF, FF)
176	[H]NCCCC[C@H](NC(=O)[C@@H]1CCCSSCCC[C@H](NC(=O)[C@@]([H])(NC(=O)[C@H](CC2CC2)NC(=O)[C@H](CC2=CNC=N2)NC(=O)[C@@]([H])(NC(C)=O)[C@@H](C)CC)[C@@H](C)O)C(=O)N2CCC[C@H]2C(=O)N[C@@H](C)C(=O)N[C@@H](CC(O)=O)C(=O)N[C@@H](CCCCCCCC)C(=O)N[C@@H](CC2=CNC3=C2C=CC=C3)C(=O)N[C@@H](CC(O)=O)C(=O)N[C@@H](CC2=CNC3=C2C=CC=C3)C(=O)N1)C(=O)N[C@H](CCCNC(N)=N)C(N)=O						
177	M; 2008.44	X5Hhc-X13Hhc	Disulfide	---	---	---	AA++
177	ac-I-H-Tle-T-Hhc-P-A-D-Ogl-W-D-W-Hhc-K-dR-am (SEQ ID NO:133)						
177	[H]NCCCC[C@H](NC(=O)[C@@H]1CCCSSCCC[C@H](NC(=O)[C@@]([H])(NC(=O)[C@@H](NC(=O)[C@H](CC2=CNC=N2)NC(=O)[C@@]([H])(NC(C)=O)[C@@H](C)CC)C(C)(C)C)[C@@H](C)O)C(=O)N2CCC[C@H]2C(=O)N[C@@H](C)C(=O)N[C@@H](CC(O)=O)C(=O)N[C@@H](CCCCCCCC)C(=O)N[C@@H](CC2=CNC3=C2C=CC=C3)C(=O)N[C@@H](CC(O)=O)C(=O)N[C@@H](CC2=CNC3=C2C=CC=C3)C(=O)N1)C(=O)N[C@H](CCCNC(N)=N)C(N)=O						
178	M; 2098.56	X5Hhc-X13Hhc	Disulfide	---	---	---	AA++
178	ac-I-H-Tba-T-Hhc-P-A-D-Ogl-Trp_7Phe-D-W-Hhc-K-dR-am (SEQ ID NO:134)						
178	[H]NCCCC[C@H](NC(=O)[C@@H]1CCCSSCCC[C@H](NC(=O)[C@@]([H])(NC(=O)[C@H](CC(C)(C)C)NC(=O)[C@H](CC2=CNC=N2)NC(=O)[C@@]([H])(NC(C)=O)[C@@H](C)CC)[C@@H](C)O)C(=O)N2CCC[C@H]2C(=O)N[C@@H](C)C(=O)N[C@@H](CC(O)=O)C(=O)N[C@@H](CCCCCCCC)C(=O)N[C@@H](CC2=CNC3=C2C=CC=C3C2=CC=CC=C2)C(=O)N[C@@H](CC(O)=O)C(=O)N[C@@H](CC2=CNC3=C2C=CC=C3)C(=O)N1)C(=O)N[C@H](CCCNC(N)=N)C(N)=O						
179	M; 2056.48	X5Hhc-X13Hhc	Disulfide	---	---	---	AA+
179	ac-I-H-Hph-T-Hhc-P-A-D-Ogl-W-D-W-Hhc-K-dR-am (SEQ ID NO:135)						
179	[H]NCCCC[C@H](NC(=O)[C@@H]1CCCSSCCC[C@H](NC(=O)[C@@]([H])(NC(=O)[C@H](CCC2=CC=CC=C2)NC(=O)[C@H](CC2=CN([H])C=N2)NC(=O)[C@@]([H])(NC(C)=O)[C@@H](C)CC)[C@@H](C)O[H])C(=O)N2CCC[C@H]2C(=O)N[C@@H](C)C(=O)N[C@@H](CC(O)=O)C(=O)N[C@@H](CCCCCCCC)C(=O)N[C@@H](CC2=CN([H])C3=C2C=CC=C3)C(=O)N[C@@H](CC(O)=O)C(=O)N[C@@H](CC2=CN([H])C3=C2C=CC=C3)C(=O)N1)C(=O)N[C@H](CCCN=C(N)N[H])C(N)=O						
180	D; 5120.13	X5Hhc-X13Hhc	Disulfide	---	PEG21DA; X14K; amide	SGF+; SIF+	AA++++
180	ac-I-H-Hph-T-Hhc-P-A-D-Ogl-W-D-W-Hhc-K-dR-am (SEQ ID NO:135)						
180	[H]NC(N)=NCCC[C@@H](NC(=O)[C@H](CCCCNC(=O)CCOCCOCCOCCOCCOCCOCCOCCOCCOCCOCCOCCOCCOCCOCCOCCOCCOCCOCCOCCOCCOCCCC(=O)NCCCC[C@H](NC(=O)[C@@H]1CCCSSCCC[C@H](NC(=O)[C@@]([H])(NC(=O)[C@H](CCC2=CC=CC=C2)NC(=O)[C@H](CC2=CN([H])C=						

FIGURE 1.51

C#	Monomer (M) or Dimer (D) & MW (Daltons)	Cyclization Positions	Cyclization Chemical Bond	Cyclization Linker	Dimerization: Linker, Position, Chemical Bond	Stability Assays (SGF; SIF)	IC50 HEK Blue IL-17assays (AA, AF, FF)
	N2)NC(=O)[C@@]([H])(NC(C)=O)[C@@H](C)CC)[C@@H](C)O[H])C(=O)N2CCC[C@H]2C(=O)N[C@@H](C)C(=O)N[C@@H](CC(O)=O)C(=O)N[C@@H](CCCCCCCC)C(=O)N[C@@H](CC2=CN([H])C3=C2C=CC=C3)C(=O)N[C@@H](CC2=CN([H])C=C2C=CC=C3)C(=O)N1)C[C@@H](CCCN=C(N)N[H])C(N)=O)NC(=O)[C@@H]1CCCSSCCC[C@H](NC(=O)[C@@]([H]))(NC(=O)[C@H](CCC2=CC=CC=C2)NC(=O)[C@@H](CC(O)=O)C(=O)N[C@@H](CC2=CN([H])C=N2)NC(=O)[C@@]([H]))(NC(C)=O)[C@@H](CCCCCCCC)C(=O)N[C@@H](CC2=CN([H])C3=C2C=CC=C3)C(=O)N1)C(N)=O			
181	M; 2062.53	X5Hhc-X13Hhc	Disulfide	---	---	---	AA+++
181	ac-I-H-H_Cha-T-Hhc-P-A-D-Ogl-W-D-W-Hhc-K-dR-am (SEQ ID NO:136)						
181	[H]NCCCC[C@H](NC(=O)[C@@H]1CCCSSCCC[C@H](NC(=O)[C@@]([H]))(NC(=O)[C@H](CCC2CCCCC2)NC(=O)[C@@H](CC(O)=O)C(=O)N[C@@H](C)C(=O)N[C@@H](CCCCCCCC)C(=O)N[C@@H](CC2=CN([H])C3=C2C=CC=C3)C(=O)N[C@@H](CC2=CN([H])C3=C2C=CC=C3)C(=O)N1)C(=O)N[C@@H](CCCN=C(N)N[H])C(N)=O					
182	D; 5132.23	X5Hhc-X13Hhc	Disulfide	---	PEG2lDA; X14K; amide	SGF+; SIF++++	AA+++
182	ac-I-H-H_Cha-T-Hhc-P-A-D-Ogl-W-D-W-Hhc-K-dR-am (SEQ ID NO:136)						
182	[H]NC(N)=NCCC[C@@H](NC(=O)[C@H](CCCCNC(=O)CCOCCOCCOCCOCCOCCOCCOCCOCCOCCOCCOCCOCCOCCOCCOCCOCCOCCOCCOCCOCCOCCOCCOCCOCCC(=O)NCCCC[C@@H](NC(=O)[C@@H]1CCCSSCCC[C@H](NC(=O)[C@@]([H]))(NC(=O)[C@H](CCC2CCCCC2)NC(=O)[C@@]([H]))(NC(C)=O)[C@@H](CCCCCCCC)C(=O)N[C@@H](CC2=CN([H])C3=C2C=CC=C3)C(=O)N[C@@H](CC2=CN([H])C=N2)NC(=O)[C@@]([H]))(NC(C)=O)[C@@H](CCCCCCCC)C(=O)N[C@@H](CC2=CN([H])C3=C2C=CC=C3)C(=O)N1)C(N)=O					
183	M; 2098.56	X5Hhc-X13Hhc	Disulfide	---	---	---	AA++
183	ac-I-H-Phe_4tBu-T-Hhc-P-A-D-Ogl-W-D-W-Hhc-K-dR-am (SEQ ID NO:137)						
183	[H]NCCCC[C@H](NC(=O)[C@@H]1CCCSSCCC[C@H](NC(=O)[C@@]([H]))(NC(=O)[C@H](CCC2=CC=C(C=C2)C(C)(C)C)NC(=O)[C@H](CC2=CN([H])C=N2)NC(=O)[C@@]([H]))(NC(C)=O)[C@@H](CCCCCCCC)C(=O)N[C@@H](CC2=CN([H])C3=C2C=CC=C3)C(=O)N[C@@H](CCCN=C(N)N[H])C(N)=O					

FIGURE 1.52

C#	Monomer (M) or Dimer (D) & MW (Daltons)	Cyclization Positions	Cyclization Chemical Bond	Cyclization Linker	Dimerization: Linker, Position, Chemical Bond	Stability Assays (SGF; SIF)	IC50 HEK Blue IL-17assays (AA, AF, FF)
184	D; 5204.3	X5Hhc-X13Hhc	Disulfide	---	PEG21DA; X14K; amide	SGF++++; SIF++++	AA+++
184	ac-I-H-Phe_4tBu-T-Hhc-P-A-D-Ogl-W-D-W-Hhc-K-dR-am (SEQ ID NO:137)						
184	[H]NC(N)=NCCC[C@@H](NC(=O)[C@H](CCCCNC(=O)CCOCCOCCOCCOCCOCCOCCOCCOCCOCCOCCOCCOCCOCCOCCOCCOCCOCCOCCOCCOCCCC(=O)NCCCC[C@H](NC(=O)[C@@H]1CCCSSCCC[C@H](NC(=O)[C@@]([H])(NC(=O)[C@H](CC2=CC=C(C=C2)C(C)(C)C)NC(=O)[C@H](CC2=CN([H])C=N2)NC(=O)[C@@]([H])(NC(C)=O)[C@@H](C)CC)[C@@H](C)O[H])C(=O)N2CCC[C@H]2C(=O)N[C@@H](C)C(=O)N[C@@H](CC(O)=O)C(=O)N[C@@H](CCCCCCCC)C(=O)N[C@@H](CC2=CN([H])C3=C2C=CC=C3)C(=O)N[C@@H](CC(O)=O)C(=O)N[C@@H](CC2=CN([H])C3=C2C=CC=C3)C(=O)N1)C(=O)N[C@H](CCCN=C(N)N[H])C(N)=O)NC(=O)[C@@H]1CCCSSCCC[C@H](NC(=O)[C@@]([H])(NC(=O)[C@H](CC2=CC=C(C=C2)C(C)(C)C)NC(=O)[C@H](CC2=CN([H])C=N2)NC(=O)[C@@]([H])(NC(C)=O)[C@@H](C)CC)[C@@H](C)O[H])C(=O)N2CCC[C@H]2C(=O)N[C@@H](C)C(=O)N[C@@H](CC(O)=O)C(=O)N[C@@H](CCCCCCCC)C(=O)N[C@@H](CC2=CN([H])C3=C2C=CC=C3)C(=O)N[C@@H](CC(O)=O)C(=O)N[C@@H](CC2=CN([H])C3=C2C=CC=C3)C(=O)N1)C(N)=O						
185	M; 2034.48	X5Hhc-X13Hhc	Disulfide	---	---	---	AA++
185	ac-I-H-Chg-T-Hhc-P-A-D-Ogl-W-D-W-Hhc-K-dR-am (SEQ ID NO:138)						
185	[H]NCCCC[C@H](NC(=O)[C@@H]1CCCSSCCC[C@H](NC(=O)[C@@]([H])(NC(=O)[C@@H](NC(=O)[C@H](CC2=CN([H])C=N2)NC(=O)[C@@]([H])(NC(C)=O)[C@@H](C)CC)C2CCCCC2)[C@@H](C)O[H])C(=O)N2CCC[C@H]2C(=O)N[C@@H](C)C(=O)N[C@@H](CC(O)=O)C(=O)N[C@@H](CCCCCCCC)C(=O)N[C@@H](CC2=CN([H])C3=C2C=CC=C3)C(=O)N[C@@H](CC(O)=O)C(=O)N[C@@H](CC2=CN([H])C3=C2C=CC=C3)C(=O)N1)C(=O)N[C@H](CCCN=C(N)N[H])C(N)=O						
186	D; 5076.12	X5Hhc-X13Hhc	Disulfide	---	PEG21DA; X14K; amide	SGF+; SIF++++	AA++++
186	ac-I-H-Chg-T-Hhc-P-A-D-Ogl-W-D-W-Hhc-K-dR-am (SEQ ID NO:138)						
186	[H]NC(N)=NCCC[C@@H](NC(=O)[C@H](CCCCNC(=O)CCOCCOCCOCCOCCOCCOCCOCCOCCOCCOCCOCCOCCOCCOCCOCCOCCOCCOCCOCCOCCCC(=O)NCCCC[C@H](NC(=O)[C@@H]1CCCSSCCC[C@H](NC(=O)[C@@]([H])(NC(=O)[C@@H](NC(=O)[C@H](CC2=CN([H])C=N2)NC(=O)[C@@]([H])(NC(C)=O)[C@@H](C)CC)C2CCCCC2)[C@@H](C)O[H])C(=O)N2CCC[C@H]2C(=O)N[C@@H](C)C(=O)N[C@@H](CC(O)=O)C(=O)N[C@@H](CCCCCCCC)C(=O)N[C@@H](CC2=CN([H])C3=C2C=CC=C3)C(=O)N[C@@H](CC(O)=O)C(=O)N[C@@H](CC2=CN([H])C3=C2C=CC=C3)C(=O)N1)C(=O)N[C@H](CCCN=C(N)N[H])C(N)=O)NC(=O)[C@@H]1CCCSSCCC[C@H](NC(=O)[C@@]([H])(NC(=O)[C@@H](NC(=O)[C@H](CC2=CN([H])C=N2)NC(=O)[C@@]([H])(NC(C)=O)[C@@H](C)CC)C2CCCCC2)[C@@H](C)O[H])C(=O)N2CCC[C@H]2C(=O)N[C@@H](C)C(=O)N[C@@H](CC(O)=O)C(=O)N[C@@H](CCCCCCCC)C(=O)N[C@@H](CC2=CN([H])C3=C2C=CC=C3)C(=O)N[C@@H](CC(O)=O)C(=O)N[C@@H](CC2=CN([H])C3=C2C=CC=C3)C(=O)N1)C(N)=O						
187	M; 2068.49	X5Hhc-X13Hhc	Disulfide	---	---	---	AA+

FIGURE 1.53

C#	Monomer (M) or Dimer (D) & MW (Daltons)	Cyclization Positions	Cyclization Chemical Bond	Cyclization Linker	Dimerization: Linker, Position, Chemical Bond	Stability Assays (SGF; SIF)	IC50 HEK Blue IL-17assays (AA, AF, FF)
187	ac-I-H-Igl-T-Hhc-P-A-D-Ogl-W-D-W-Hhc-K-dR-am (SEQ ID NO:139)						
187	[H]NCCCC[C@H](NC(=O)[C@@H]1CCCSSCCC[C@H](NC(=O)[C@@]([H])(NC(=O)[C@@H](NC(=O)[C@H](CC2=CN([H])C=N2)NC(=O)[C@@]([H])(NC(C)=O)[C@@H](C)CC)C2CC3=C(C2)C=CC=C3)[C@@H](C)O[H])C(=O)N2CCC[C@H]2C(=O)N[C@@H](C)C(=O)N[C@@H](CC(O)=O)C(=O)N[C@@H](CCCCCCCC)C(=O)N[C@@H](CC2=CN([H])C3=C2C=CC=C3)C(=O)N[C@@H](CC(O)=O)C(=O)N[C@@H](CC2=CN([H])C3=C2C=CC=C3)C(=O)N1)C(=O)N[C@H](CCCN=C(N)N[H])C(N)=O						
188	D; 5144.16	X5Hhc-X13Hhc	Disulfide	---	PEG21DA; X14K; amide	SGF++; SIF++	AA++++
188	ac-I-H-Igl-T-Hhc-P-A-D-Ogl-W-D-W-Hhc-K-dR-am (SEQ ID NO:139)						
188	[H]NC(N)=NCCC[C@@H](NC(=O)[C@H](CCCCNC(=O)CCOCCOCCOCCOCCOCCOCCOCCOCCOCCOCCOCCOCCOCCOCCOCCOCCOCCOCCOCCOCCC(=O)NCCCC[C@H](NC(=O)[C@@H]1CCCSSCCC[C@H](NC(=O)[C@@]([H])(NC(=O)[C@@H](NC(=O)[C@H](CC2=CN([H])C=N2)NC(=O)[C@@]([H])(NC(C)=O)[C@@H](C)CC)C2CC3=C(C2)C=CC=C3)[C@@H](C)O[H])C(=O)N2CCC[C@H]2C(=O)N[C@@H](C)C(=O)N[C@@H](CC(O)=O)C(=O)N[C@@H](CCCCCCCC)C(=O)N[C@@H](CC2=CN([H])C3=C2C=CC=C3)C(=O)N[C@@H](CC(O)=O)C(=O)N[C@@H](CC2=CN([H])C3=C2C=CC=C3)C(=O)N1)C(=O)N[C@H](CCCN=C(N)N[H])C(N)=O)NC(=O)[C@@H]1CCCSSCCC[C@H](NC(=O)[C@@]([H])(NC(=O)[C@@H](NC(=O)[C@H](CC2=CN([H])C=N2)NC(=O)[C@@]([H])(NC(C)=O)[C@@H](C)CC)C2CC3=C(C2)C=CC=C3)[C@@H](C)O[H])C(=O)N2CCC[C@H]2C(=O)N[C@@H](C)C(=O)N[C@@H](CC(O)=O)C(=O)N[C@@H](CCCCCCCC)C(=O)N[C@@H](CC2=CN([H])C3=C2C=CC=C3)C(=O)N[C@@H](CC(O)=O)C(=O)N[C@@H](CC2=CN([H])C3=C2C=CC=C3)C(=O)N1)C(N)=O						
189	M; 2048.5	X5Hhc-X13Hhc	Disulfide	---	---	---	AA+++
189	ac-I-H-Cha-T-Hhc-P-A-D-Ogl-W-D-W-Hhc-K-dR-am (SEQ ID NO:140)						
189	[H]NCCCC[C@H](NC(=O)[C@@H]1CCCSSCCC[C@H](NC(=O)[C@@]([H])(NC(=O)[C@H](CC2CCCCC2)NC(=O)[C@H](CC2=CN([H])C=N2)NC(=O)[C@@]([H])(NC(C)=O)[C@@H](C)CC)[C@@H](C)O[H])C(=O)N2CCC[C@H]2C(=O)N[C@@H](C)C(=O)N[C@@H](CC(O)=O)C(=O)N[C@@H](CCCCCCCC)C(=O)N[C@@H](CC2=CN([H])C3=C2C=CC=C3)C(=O)N[C@@H](CC(O)=O)C(=O)N[C@@H](CC2=CN([H])C3=C2C=CC=C3)C(=O)N1)C(=O)N[C@H](CCCN=C(N)N[H])C(N)=O						
190	D; 5104.18	X5Hhc-X13Hhc	Disulfide	---	PEG21DA; X14K; amide	SGF+; SIF+	AA++++
190	ac-I-H-Cha-T-Hhc-P-A-D-Ogl-W-D-W-Hhc-K-dR-am (SEQ ID NO:140)						
190	[H]NC(N)=NCCC[C@@H](NC(=O)[C@H](CCCCNC(=O)CCOCCOCCOCCOCCOCCOCCOCCOCCOCCOCCOCCOCCOCCOCCOCCOCCOCCOCCOCCOCCC(=O)NCCCC[C@H](NC(=O)[C@@H]1CCCSSCCC[C@H](NC(=O)[C@@]([H])(NC(=O)[C@H](CC2CCCCC2)NC(=O)[C@H](CC2=CN([H])C=N2)NC(=O)[C@@]([H])(NC(C)=O)[C@@H](C)CC)[C@@H](C)O[H])C(=O)N2CCC[C@H]2C(=O)N[C@@H](C)C(=O)N[C@@H](CC(O)=O)C(=O)N[C@@H](CCCCCCCC)C(=O)N[C@@H](CC2=CN([H])C3=C2C=CC=C3)C(=O)N[C@@H](CC(O)=O)C(=O)N[C@@H](CC2=CN([H])C3=C2C=CC=C3)C(=O)N1)C(=O)N[C@H](CCCN=C(N)N[H])C(N)=O)NC(=O)[C@@H]1CCCSSCCC[C@H](NC(=O)[C@@]([H])(NC(=O)[C@H](CC2CCCCC2)NC(=O)[C@H](CC2=CN([H])C=N2)NC(=O)[C@@]([H])(NC(C)=O)[C@@H](C)CC)[C@@H](C)O[H])C(=O)N2CCC[C@H]2C(=O)N[C@@H](C)						

FIGURE 1.54

C#	Monomer (M) or Dimer (D) & MW (Daltons)	Cyclization Positions	Cyclization Chemical Bond	Cyclization Linker	Dimerization: Linker, Position, Chemical Bond	Stability Assays (SGF; SIF)	IC50 HEK Blue IL-17assays (AA, AF, FF)
	C(=O)N[C@@H](CC(O)=O)C(=O)N[C@@H](CCCCCCCC)C(=O)N[C@@H](CC2=CN([H])C3=C2C=CC=C3)C(=O)N[C@@H](CC(O)=O)C(=O)N[C@@H](CC2=CN([H])C3=C2C=CC=C3)C(=O)N1)C(N)=O						
191	M; 2587.18	X5Hhc-X13Hhc	Disulfide	---	---	---	AA+
191	ac-I-Lys_1PEG2_1PEG2_IsoGlu_C12-V-T-Hhc-P-A-D-Ogl-W-D-W-Hhc-K-dR-am (SEQ ID NO:141)						
191	[H]NCCCC[C@H](NC(=O)[C@@H]1CCCSSCCC[C@H](NC(=O)[C@@]([H])(NC(=O)[C@@H](NC(=O)[C@H](CCCCNC(=O)COCCOCCNC(=O)COCCOCCNC(=O)CC[C@H](NC(=O)CCCCCCCCCCC)C(O)=O)NC(=O)[C@@]([H])(NC(C)=O)[C@@H](C)CC)C(C)C)[C@@H](C)O[H])C(=O)N2CCC[C@H]2C(=O)N[C@@H](C)C(=O)N[C@@H](CC(O)=O)C(=O)N[C@@H](CCCCCCCC)C(=O)N[C@@H](CC2=CN([H])C3=C2C=CC=C3)C(=O)N[C@@H](CC(O)=O)C(=O)N[C@@H](CC2=CN([H])C3=C2C=CC=C3)C(=O)N1)C(=O)N[C@H](CCCN=C(N)N[H])C(N)=O						
192	D; 6181.53	X5Hhc-X13Hhc	Disulfide	---	PEG21DA; X14K; amide	SGF++++; SIF++++	AA+++; AF+
192	ac-I-Lys_1PEG2_1PEG2_IsoGlu_C12-V-T-Hhc-P-A-D-Ogl-W-D-W-Hhc-K-dR-am (SEQ ID NO:141)						
192	[H]NC(N)=NCCC[C@@H](NC(=O)[C@H](CCCCNC(=O)CCOCCOCCOCCOCCOCCOCCOCCOCCOCCOCCOCCOCCOCCOCCOCCOCCOCCOCCOCCOCCC(=O)NCCCC[C@H](NC(=O)[C@@H]1CCCSSCCC[C@H](NC(=O)[C@@]([H])(NC(=O)[C@@H](NC(=O)[C@H](CCCCNC(=O)COCCOCCNC(=O)COCCOCCNC(=O)CC[C@H](NC(=O)CCCCCCCCCCC)C(O)=O)NC(=O)[C@@]([H])(NC(C)=O)[C@@H](C)CC)C(C)C)[C@@H](C)O[H])C(=O)N2CCC[C@H]2C(=O)N[C@@H](C)C(=O)N[C@@H](CC(O)=O)C(=O)N[C@@H](CCCCCCCC)C(=O)N[C@@H](CC2=CN([H])C3=C2C=CC=C3)C(=O)N[C@@H](CC(O)=O)C(=O)N[C@@H](CC2=CN([H])C3=C2C=CC=C3)C(=O)N1)C(=O)N[C@H](CCCN=C(N)N[H])C(N)=O)NC(=O)[C@@H]1CCCSSCCC[C@H](NC(=O)[C@@]([H])(NC(=O)[C@@H](NC(=O)[C@H](CCCCNC(=O)COCCOCCNC(=O)COCCOCCNC(=O)CC[C@H](NC(=O)CCCCCCCCCCC)C(O)=O)NC(=O)[C@@]([H])(NC(C)=O)[C@@H](C)CC)C(C)C)[C@@H](C)O[H])C(=O)N2CCC[C@H]2C(=O)N[C@@H](C)C(=O)N[C@@H](CC(O)=O)C(=O)N[C@@H](CCCCCCCC)C(=O)N[C@@H](CC2=CN([H])C3=C2C=CC=C3)C(=O)N[C@@H](CC(O)=O)C(=O)N[C@@H](CC2=CN([H])C3=C2C=CC=C3)C(=O)N1)C(N)=O						
193	M; 2611.16	X5Hhc-X13Hhc	Disulfide	---	---	---	AA+
193	ac-Lys_1PEG2_1PEG2_IsoGlu_C12-H-V-T-Hhc-P-A-D-Ogl-W-D-W-Hhc-K-dR-am (SEQ ID NO:142)						
193	[H]NCCCC[C@H](NC(=O)[C@@H]1CCCSSCCC[C@H](NC(=O)[C@@]([H])(NC(=O)[C@@H](NC(=O)[C@H](CC2=CN([H])C=N2)NC(=O)[C@H](CCCCNC(=O)COCCOCCNC(=O)COCCOCCNC(=O)CC[C@H](NC(=O)CCCCCCCCCCC)C(O)=O)NC(C)=O)C(C)C)[C@@H](C)O[H])C(=O)N2CCC[C@H]2C(=O)N[C@@H](C)C(=O)N[C@@H](CC(O)=O)C(=O)N[C@@H](CCCCCCCC)C(=O)N[C@@H](CC2=CN([H])C3=C2C=CC=C3)C(=O)N[C@@H](CC(O)=O)C(=O)N[C@@H](CC2=CN([H])C3=C2C=CC=C3)C(=O)N1)C(=O)N[C@H](CCCN=C(N)N[H])C(N)=O						
194	D; 6229.5	X5Hhc-X13Hhc	Disulfide	---	PEG21DA; X14K; amide	SGF++; SIF+	AA++++
194	ac-Lys_1PEG2_1PEG2_IsoGlu_C12-H-V-T-Hhc-P-A-D-Ogl-W-D-W-Hhc-K-dR-am (SEQ ID NO:142)						

FIGURE 1.55

C#	Monomer (M) or Dimer (D) & MW (Daltons)	Cyclization Positions	Cyclization Chemical Bond	Cyclization Linker	Dimerization: Linker, Position, Chemical Bond	Stability Assays (SGF; SIF)	IC50 HEK Blue IL-17assays (AA, AF, FF)
194	[H]NC(N)=NCCC[C@@H](NC(=O)[C@H](CCCCNC(=O)CCOCCOCCOCCOCCOCCOCCOCCOCCOCCOCCOCCOCCOCCOCCOCCOCCOCCOCCOCCOCCOCCC(=O)NCCCC[C@H](NC(=O)[C@@H]1CCCSSCCC[C@H](NC(=O)[C@@]([H])(NC(=O)[C@@H](NC(=O)[C@H](CC2=CN([H])C=N2)NC(=O)[C@H](CCCCNC(=O)COCCOCCNC(=O)COCCOCCNC(=O)CC[C@H](NC(=O)CCCCCCCCCCC)C(O)=O)NC(C)=O)C(C)C)[C@@H](C)O[H])C(=O)N2CCC[C@H]2C(=O)N[C@@H](C)C(=O)N[C@@H](CC(O)=O)C(=O)N[C@@H](CCCCCCCC)C(=O)N[C@@H](CC2=CN([H])C3=C2C=CC=C3)C(=O)N[C@@H](CC(O)=O)C(=O)N[C@@H](CC2=CN([H])C3=C2C=CC=C3)C(=O)N1)C(=O)N[C@H](CCCN=C(N)N[H])C(N)=O)NC(=O)[C@@H]1CCCSSCCC[C@H](NC(=O)[C@@]([H])(NC(=O)[C@@H](NC(=O)[C@H](CC2=CN([H])C=N2)NC(=O)[C@H](CCCCNC(=O)COCCOCCNC(=O)COCCOCCNC(=O)CC[C@H](NC(=O)CCCCCCCCCCC)C(O)=O)NC(C)=O)C(C)C)[C@@H](C)O[H])C(=O)N2CCC[C@H]2C(=O)N[C@@H](C)C(=O)N[C@@H](CC(O)=O)C(=O)N[C@@H](CCCCCCCC)C(=O)N[C@@H](CC2=CN([H])C3=C2C=CC=C3)C(=O)N[C@@H](CC(O)=O)C(=O)N[C@@H](CC2=CN([H])C3=C2C=CC=C3)C(=O)N1)C(N)=O						
195	M; 2064.55	X5Hhc-X13Hhc	Disulfide	---	---	SGF+; SIF+	AA+
195	Isovaleric_Acid-I-H-Tba-T-Hhc-P-A-D-Ogl-W-D-W-Hhc-K-dR-am (SEQ ID NO:143)						
195	[H]NCCCC[C@H](NC(=O)[C@@H]1CCCSSCCC[C@H](NC(=O)[C@@]([H])(NC(=O)[C@H](CC(C)(C)C)NC(=O)[C@H](CC2=CN([H])C=N2)NC(=O)[C@@]([H])(NC(=O)CC(C)C)[C@@H](C)CC)[C@@H](C)O[H])C(=O)N2CCC[C@H]2C(=O)N[C@@H](C)C(=O)N[C@@H](CC(O)=O)C(=O)N[C@@H](CCCCCCCC)C(=O)N[C@@H](CC2=CN([H])C3=C2C=CC=C3)C(=O)N[C@@H](CC(O)=O)C(=O)N[C@@H](CC2=CN([H])C3=C2C=CC=C3)C(=O)N1)C(=O)N[C@H](CCCN=C(N)N[H])C(N)=O						
196	D; 5136.26	X5Hhc-X13Hhc	Disulfide	---	PEG21DA; X14K; amide	SGF+; SIF++++	AA+++
196	Isovaleric_Acid-I-H-Tba-T-Hhc-P-A-D-Ogl-W-D-W-Hhc-K-dR-am (SEQ ID NO:143)						
196	[H]NC(N)=NCCC[C@@H](NC(=O)[C@H](CCCCNC(=O)CCOCCOCCOCCOCCOCCOCCOCCOCCOCCOCCOCCOCCOCCOCCOCCOCCOCCOCCOCCOCCOCCC(=O)NCCCC[C@H](NC(=O)[C@@H]1CCCSSCCC[C@H](NC(=O)[C@@]([H])(NC(=O)[C@H](CC(C)(C)C)NC(=O)[C@H](CC2=CN([H])C=N2)NC(=O)[C@@]([H])(NC(=O)CC(C)C)[C@@H](C)CC)[C@@H](C)O[H])C(=O)N2CCC[C@H]2C(=O)N[C@@H](C)C(=O)N[C@@H](CC(O)=O)C(=O)N[C@@H](CCCCCCCC)C(=O)N[C@@H](CC2=CN([H])C3=C2C=CC=C3)C(=O)N[C@@H](CC(O)=O)C(=O)N[C@@H](CC2=CN([H])C3=C2C=CC=C3)C(=O)N1)C(=O)N[C@H](CCCN=C(N)N[H])C(N)=O)NC(=O)[C@@H]1CCCSSCCC[C@H](NC(=O)[C@@]([H])(NC(=O)[C@H](CC(C)(C)C)NC(=O)[C@H](CC2=CN([H])C=N2)NC(=O)[C@@]([H])(NC(=O)CC(C)C)[C@@H](C)CC)[C@@H](C)O[H])C(=O)N2CCC[C@H]2C(=O)N[C@@H](C)C(=O)N[C@@H](CC(O)=O)C(=O)N[C@@H](CCCCCCCC)C(=O)N[C@@H](CC2=CN([H])C3=C2C=CC=C3)C(=O)N[C@@H](CC(O)=O)C(=O)N[C@@H](CC2=CN([H])C3=C2C=CC=C3)C(=O)N1)C(N)=O						
197	D; 6001.217	---	---	---	PEG21DA; X14K; amide	---	AA+++; AF+
197	ac-I-Lys_1PEG2_1PEG2_IsoGlu_C12-V-T-I-P-A-D-L-W-D-W-I-K-dR-am (SEQ ID NO:16)						
197	[H]C[C@H](NC(=O)[C@@H]1CC([H])CN1C(=O)[C@@H](NC(=O)[C@@H](NC(=O)[C@@H](NC(=O)[C@H](CCCCNC(=O)COCCOCCNC(=O)COCCOCCNC(=O)CC[C@H](NC(=O)CCCCCCCCCCC)C(O)=O)NC(=O)[C@@H](NC(=O)C[H])[C@@H](C)CC)C(C)C)[C@@H](C)O)[C@@H](C)CC)C						

FIGURE 1.56

C#	Monomer (M) or Dimer (D) & MW (Daltons)	Cyclization Positions	Cyclization Chemical Bond	Cyclization Linker	Dimerization: Linker, Position, Chemical Bond	Stability Assays (SGF; SIF)	IC50 HEK Blue IL-17assays (AA, AF, FF)
	(=O)N[C@@H](CC(O)=O)C(=O)N[C@@H](CC(C)C)C(=O)N[C@@H](CC1=CNC2=CC=CC=C12)C(=O)N[C@@H](CC(O)=O)C(=O)N[C@@H](CC1=CNC2=CC=CC=C12)C(=O)N[C@@H]([C@@H](C)CC)C(=O)N[C@@H](CCCCNC(=O)CCOCCOCCOCCOCCOCCOCCOCCOCCOCCOCCOCCOCCOCCOCCOCCOCCOCCOCCOCCOCCC(=O)NCCCC[C@H](NC(=O)[C@@H](NC(=O)[C@H](CC1=CNC2=CC=CC=C12)NC(=O)[C@H](CC(O)=O)NC(=O)[C@H](CC1=CNC2=CC=CC=C12)NC(=O)[C@H](CC(C)C)NC(=O)[C@H](CC(O)=O)NC(=O)[C@H](C[H])NC(=O)[C@@H]1CC([H])CN1C(=O)[C@@H](NC(=O)[C@@H](NC(=O)[C@H](CCCCNC(=O)COCCOCCNC(=O)COCCOCCNC(=O)CC[C@H](NC(=O)CCCCCCCCCCC)C(O)=O)NC(=O)[C@@H](NC(=O)C[H])[C@@H](C)CC)C(C)C)[C@@H](C)O)[C@@H](C)CC)[C@@H](C)CC)C(=O)N[C@H](CCCNC(N)=N)C(N)=O)C(=O)N[C@H](CCCNC(N)=N)C(N)=O						
198	D; 6061.269	---	---	---	PEG21DA; X14K; amide	---	AA+++; AF++
198	ac-I-T-V-T-I-P-Lys_1PEG2_1PEG2_IsoGlu_C12-D-L-W-D-W-I-K-dR-am (SEQ ID NO:17)						
198	[H]CC(=O)N[C@@H]([C@@H](C)CC)C(=O)N[C@@H]([C@@H](C)O)C(=O)N[C@@H](C(C)C)C(=O)N[C@@H]([C@@H](C)O)C(=O)N[C@@H]([C@@H](C)CC)C(=O)N1CC([H])C[C@H]1C(=O)N[C@@H](CCCCNC(=O)COCCOCCNC(=O)COCCOCCNC(=O)CC[C@H](NC(=O)CCCCCCCCCCC)C(O)=O)C(=O)N[C@@H](CC(O)=O)C(=O)N[C@@H](CC(C)C)C(=O)N[C@@H](CC1=CNC2=CC=CC=C12)C(=O)N[C@@H](CC(O)=O)C(=O)N[C@@H](CC1=CNC2=CC=CC=C12)C(=O)N[C@@H]([C@@H](C)CC)C(=O)N[C@@H](CCCCNC(=O)CCOCCOCCOCCOCCOCCOCCOCCOCCOCCOCCOCCOCCOCCOCCOCCOCCOCCOCCOCCOCCOCCC(=O)NCCCC[C@H](NC(=O)[C@@H](NC(=O)[C@H](CC1=CNC2=CC=CC=C12)NC(=O)[C@H](CC(O)=O)NC(=O)[C@H](CC1=CNC2=CC=CC=C12)NC(=O)[C@H](CC(C)C)NC(=O)[C@H](CC(O)=O)NC(=O)[C@H](CCCCNC(=O)COCCOCCNC(=O)COCCOCCNC(=O)CC[C@H](NC(=O)CCCCCCCCCCC)C(O)=O)NC(=O)[C@@H]1CC([H])CN1C(=O)[C@@H](NC(=O)[C@@H](NC(=O)[C@@H](NC(=O)[C@@H](NC(=O)[C@@H](NC(=O)C[H])[C@@H](C)CC)[C@@H](C)O)C(C)C)[C@@H](C)O)[C@@H](C)CC)[C@@H](C)CC)C(=O)N[C@H](CCCNC(N)=N)C(N)=O)C(=O)N[C@H](CCCNC(N)=N)C(N)=O						
199	D; 5830.999	---	---	---	PEG21DA; X14K; amide	---	AA+++; AF+
199	ac-I-T-V-T-I-P-A-D-L-Lys_1PEG2_1PEG2_IsoGlu_C12-D-W-I-K-dR-am (SEQ ID NO:18)						
199	[H]C[C@H](NC(=O)[C@@H]1CC([H])CN1C(=O)[C@@H](NC(=O)[C@@H](NC(=O)[C@@H](NC(=O)[C@@H](NC(=O)[C@@H](NC(=O)C[H])[C@@H](C)CC)[C@@H](C)O)C(C)C)[C@@H](C)O)[C@@H](C)CC)C(=O)N[C@@H](CC(O)=O)C(=O)N[C@@H](CC(C)C)C(=O)N[C@@H](CCCCNC(=O)COCCOCCNC(=O)COCCOCCNC(=O)CC[C@H](NC(=O)CCCCCCCCCCC)C(O)=O)C(=O)N[C@@H](CC(O)=O)C(=O)N[C@@H](CC1=CNC2=CC=CC=C12)C(=O)N[C@@H]([C@@H](C)CC)C(=O)N[C@@H](CCCCNC(=O)CCOCCOCCOCCOCCOCCOCCOCCOCCOCCOCCOCCOCCOCCOCCOCCOCCOCCOCCOCCOCCOCCC(=O)NCCCC[C@H](NC(=O)[C@@H](NC(=O)[C@H](CC1=CNC2=CC=CC=C12)NC(=O)[C@H](CC(O)=O)NC(=O)[C@H](CCCCNC(=O)COCCOCCNC(=O)COCCOCCNC(=O)CC[C@H](NC(=O)CCCCCCCCCCC)C(O)=O)NC(=O)[C@H](CC(C)C)NC(=O)[C@H](CC(O)=O)NC(=O)[C@H](C[H])NC(=O)[C@@H]1CC([H])CN1C(=O)[C@@H](NC(=O)[C@@H](NC(=O)[C@@H](NC(=O)[C@@H](NC(=O)[C@@H](NC(=O)C[H])[C@@H](C)CC)[C@@H](C)O)C(C)C)[C@@H](C)O)[C@@H](C)CC)[C@@H](C)CC)C(=O)N[C@H](CCCNC(N)=N)C(N)=O)C(=O)N[C@H](CCCNC(N)=N)C(N)=O						
200	D; 5973.251	---	---	---	PEG21DA; X14K; amide	---	AA++; AF+
200	ac-I-T-V-T-I-P-A-D-L-W-Lys_1PEG2_1PEG2_IsoGlu_C12-W-I-K-dR-am (SEQ ID NO:19)						

FIGURE 1.57

C#	Monomer (M) or Dimer (D) & MW (Daltons)	Cyclization Positions	Cyclization Chemical Bond	Cyclization Linker	Dimerization: Linker, Position, Chemical Bond	Stability Assays (SGF; SIF)	IC50 HEK Blue IL-17assays (AA, AF, FF)
200	[H]C[C@H](NC(=O)[C@@H]1CC([H])CN1C(=O)[C@@H](NC(=O)[C@@H](NC(=O)[C@@H](NC(=O)[C@@H](NC(=O)[C@@H](NC(=O)C[H])[C@@H](C)CC)[C@@H](C)O)C(C)C)[C@@H](C)O)[C@@H](C)CC)C(=O)N[C@@H](CC(O)=O)C(=O)N[C@@H](CC(C)C)C(=O)N[C@@H](CC1=CNC2=CC=CC=C12)C(=O)N[C@@H](CCCCNC(=O)COCCOCCNC(=O)COCCOCCNC(=O)CC[C@H](NC(=O)CCCCCCCCCCC)C(O)=O)C(=O)N[C@@H](CC1=CNC2=CC=CC=C12)C(=O)N[C@@H]([C@@H](C)CC)C(=O)N[C@@H](CCCCNC(=O)CCOCCOCCOCCOCCOCCOCCOCCOCCOCCOCCOCCOCCOCCOCCOCCOCCOCCOCCOCCOCCC(=O)NCCCC[C@H](NC(=O)[C@@H](NC(=O)[C@H](CC1=CNC2=CC=CC=C12)NC(=O)[C@H](CCCCNC(=O)COCCOCCNC(=O)COCCOCCNC(=O)CC[C@H](NC(=O)CCCCCCCCCCC)C(O)=O)NC(=O)[C@H](CC1=CNC2=CC=CC=C12)NC(=O)[C@H](CC(C)C)NC(=O)[C@H](CC(O)=O)NC(=O)[C@H](C[H])NC(=O)[C@@H]1CC([H])CN1C(=O)[C@@H](NC(=O)[C@@H](NC(=O)[C@@H](NC(=O)[C@@H](NC(=O)[C@@H](NC(=O)C[H])[C@@H](C)CC)[C@@H](C)O)C(C)C)[C@@H](C)O)[C@@H](C)CC)[C@@H](C)CC)C(=O)N[C@H](CCCNC(N)=N)C(N)=O)C(=O)N[C@H](CCCNC(N)=N)C(N)=O							
201	D; 6203.427	---	---	---	PEG21DA; X14K; amide	---	AA+++; AF+++
201	ac-I-T-V-T-I-P-A-D-L-W-D-W-I-K-dR-Lys_1PEG2_1PEG2_IsoGlu_C12-am (SEQ ID NO:35)						
201	[H]C[C@H](NC(=O)[C@@H]1CC([H])CN1C(=O)[C@@H](NC(=O)[C@@H](NC(=O)[C@@H](NC(=O)[C@@H](NC(=O)[C@@H](NC(=O)C[H])[C@@H](C)CC)[C@@H](C)O)C(C)C)[C@@H](C)O)[C@@H](C)CC)C(=O)N[C@@H](CC(O)=O)C(=O)N[C@@H](CC(C)C)C(=O)N[C@@H](CC1=CNC2=CC=CC=C12)C(=O)N[C@@H](CC(O)=O)C(=O)N[C@@H](CC1=CNC2=CC=CC=C12)C(=O)N[C@@H]([C@@H](C)CC)C(=O)N[C@@H](CCCCNC(=O)CCOCCOCCOCCOCCOCCOCCOCCOCCOCCOCCOCCOCCOCCOCCOCCOCCOCCOCCOCCOCCOCCC(=O)NCCCC[C@H](NC(=O)[C@@H](NC(=O)[C@H](CC1=CNC2=CC=CC=C12)NC(=O)[C@H](CC(O)=O)NC(=O)[C@H](CC1=CNC2=CC=CC=C12)NC(=O)[C@H](CC(C)C)NC(=O)[C@H](CC(O)=O)NC(=O)[C@H](C[H])NC(=O)[C@@H]1CC([H])CN1C(=O)[C@@H](NC(=O)[C@@H](NC(=O)[C@@H](NC(=O)[C@@H](NC(=O)[C@@H](NC(=O)C[H])[C@@H](C)CC)[C@@H](C)O)C(C)C)[C@@H](C)O)[C@@H](C)CC)[C@@H](C)CC)C(=O)N[C@H](CCCNC(N)=N)C(=O)N[C@@H](CCCCNC(=O)COCCOCCNC(=O)COCCOCCNC(=O)CC[C@H](NC(=O)CCCCCCCCCCC)C(O)=O)C(N)=O)C(=O)N[C@H](CCCNC(N)=N)C(=O)N[C@@H](CCCCNC(=O)COCCOCCNC(=O)COCCOCCNC(=O)CC[C@H](NC(=O)CCCCCCCCCCC)C(O)=O)C(N)=O							
202	D; 5048.07	X5C-X13C	Thioether	EButene_Linker	PEG21DA; X14K; amide	SGF+; SIF+	AA++++
202	ac-I-H-Tba-T-C-P-A-D-Ogl-W-D-W-C-K-dR-am (SEQ ID NO:144)						
202	[H][C@](NC(=O)[C@H](CC(C)(C)C)NC(=O)[C@H](CC1=CNC=N1)NC(=O)[C@@]([H])(NC(C)=O)[C@@H](C)CC)([C@@H](C)O)C(=O)N[C@H]1CSC\C=C\CSC[C@H](NC(=O)[C@H](CC2=CNC3=C2C=CC=C3)NC(=O)[C@H](CC(O)=O)NC(=O)[C@H](CC2=CNC3=C2C=CC=C3)NC(=O)[C@H](CCCCCCCC)NC(=O)[C@H](CC(O)=O)NC(=O)[C@H](C)NC(=O)[C@@H]2CCCN2C1=O)C(=O)N[C@@H](CCCCNC(=O)CCOCCOCCOCCOCCOCCOCCOCCOCCOCCOCCOCCOCCOCCOCCOCCOCCOCCOCCOCCOCCOCCC(=O)NCCCC[C@H](NC(=O)[C@@H]1CSC\C=C\CSC[C@H](NC(=O)[C@@]([H])(NC(=O)[C@H](CC(C)(C)C)NC(=O)[C@H](CC2=CNC=N2)NC(=O)[C@@]([H])(NC(C)=O)[C@@H](C)CC)[C@@H](C)O)C(=O)N2CCC[C@H]2C(=O)N[C@@H](C)C(=O)N[C@@H](CC(O)=O)C(=O)N[C@@H](CCCCCCCC)C(=O)N[C@@H](CC2=CNC3=C2C=CC=C3)C(=O)N[C@@H](CC(O)=O)C(=O)N[C@@H](CC2=CNC3=C2C=CC=C3)C(=O)N1)C(=O)N[C@H](CCCNC(N)=N)C(N)=O)C(=O)N[C@H](CCCNC(N)=N)C(N)=O							
203	D; 5076.12	X5Hcy-X13C	Thioether	EButene_Linker	PEG21DA; X14K; amide	SGF++++; SIF+++	AA++++ AF++++

FIGURE 1.58

C#	Monomer (M) or Dimer (D) & MW (Daltons)	Cyclization Positions	Cyclization Chemical Bond	Cyclization Linker	Dimerization: Linker, Position, Chemical Bond	Stability Assays (SGF; SIF)	IC50 HEK Blue IL-17assays (AA, AF, FF)
							FF++
203	ac-I-H-Tba-T-Hcy-P-A-D-Ogl-W-D-W-C-K-dR-am (SEQ ID NO:130						
203	[H][C@](NC(=O)[C@H](CC(C)(C)C)NC(=O)[C@H](CC1=CNC=N1)NC(=O)[C@@]([H])(NC(C)=O)[C@@H](C)CC)([C@@H](C)O)C(=O)N[C@H]1CCSC\C=C\CSC[C@H](NC(=O)[C@H](CC2=CNC3=C2C=CC=C3)NC(=O)[C@H](CC(O)=O)NC(=O)[C@H](CC2=CNC3=C2C=CC=C3)NC(=O)[C@H](CCCCCCCC)NC(=O)[C@H](CC(O)=O)NC(=O)[C@H](C)NC(=O)[C@@H]2CCCN2C1=O)C(=O)N[C@@H](CCCCNC(=O)CCOCCOCCOCCOCCOCCOCCOCCOCCOCCOCCOCCOCCOCCOCCOCCOCCOCCOCCOCCOCCOCCC(=O)NCCCC[C@H](NC(=O)[C@@H]1CSC\C=C\CSCC[C@H](NC(=O)[C@@]([H])(NC(=O)[C@H](CC(C)(C)C)NC(=O)[C@H](CC2=CNC=N2)NC(=O)[C@@]([H])(NC(C)=O)[C@@H](C)CC)[C@@H](C)O)C(=O)N2CCC[C@H]2C(=O)N[C@@H](C)C(=O)N[C@@H](CC(O)=O)C(=O)N[C@@H](CCCCCCCC)C(=O)N[C@@H](CC2=CNC3=C2C=CC=C3)C(=O)N[C@@H](CC(O)=O)C(=O)N[C@@H](CC2=CNC3=C2C=CC=C3)C(=O)N1)C(=O)N[C@H](CCCNC(N)=N)C(N)=O)C(=O)N[C@H](CCCNC(N)=N)C(N)=O						
204	D; 5052.1	X5Hcy-X13C	Thioether	Propane_Linker	PEG21DA; X14K; amide	SGF+; SIF+	AA++++
204	ac-I-H-Tba-T-Hcy-P-A-D-Ogl-W-D-W-C-K-dR-am (SEQ ID NO:130)						
204	[H][C@](NC(=O)[C@H](CC(C)(C)C)NC(=O)[C@H](CC1=CNC=N1)NC(=O)[C@@]([H])(NC(C)=O)[C@@H](C)CC)([C@@H](C)O)C(=O)N[C@H]1CCSCCCSC[C@H](NC(=O)[C@H](CC2=CNC3=C2C=CC=C3)NC(=O)[C@H](CC(O)=O)NC(=O)[C@H](CC2=CNC3=C2C=CC=C3)NC(=O)[C@H](CCCCCCCC)NC(=O)[C@H](CC(O)=O)NC(=O)[C@H](C)NC(=O)[C@@H]2CCCN2C1=O)C(=O)N[C@@H](CCCCNC(=O)CCOCCOCCOCCOCCOCCOCCOCCOCCOCCOCCOCCOCCOCCOCCOCCOCCOCCOCCOCCOCCOCCC(=O)NCCCC[C@H](NC(=O)[C@@H]1CSCCCSCC[C@H](NC(=O)[C@@]([H])(NC(=O)[C@H](CC(C)(C)C)NC(=O)[C@H](CC2=CNC=N2)NC(=O)[C@@]([H])(NC(C)=O)[C@@H](C)CC)[C@@H](C)O)C(=O)N2CCC[C@H]2C(=O)N[C@@H](C)C(=O)N[C@@H](CC(O)=O)C(=O)N[C@@H](CCCCCCCC)C(=O)N[C@@H](CC2=CNC3=C2C=CC=C3)C(=O)N[C@@H](CC(O)=O)C(=O)N[C@@H](CC2=CNC3=C2C=CC=C3)C(=O)N1)C(=O)N[C@H](CCCNC(N)=N)C(N)=O)C(=O)N[C@H](CCCNC(N)=N)C(N)=O						
205	D; 5024.05	X5C-X13C	Thioether	Propane_Linker	PEG21DA; X14K; amide	---	AA+
205	ac-I-H-Tba-T-C-P-A-D-Ogl-W-D-W-C-K-dR-am (SEQ ID NO:144)						
205	[H][C@](NC(=O)[C@H](CC(C)(C)C)NC(=O)[C@H](CC1=CNC=N1)NC(=O)[C@@]([H])(NC(C)=O)[C@@H](C)CC)([C@@H](C)O)C(=O)N[C@H]1CSCCCSC[C@H](NC(=O)[C@H](CC2=CNC3=C2C=CC=C3)NC(=O)[C@H](CC(O)=O)NC(=O)[C@H](CC2=CNC3=C2C=CC=C3)NC(=O)[C@H](CCCCCCCC)NC(=O)[C@H](CC(O)=O)NC(=O)[C@H](C)NC(=O)[C@@H]2CCCN2C1=O)C(=O)N[C@@H](CCCCNC(=O)CCOCCOCCOCCOCCOCCOCCOCCOCCOCCOCCOCCOCCOCCOCCOCCOCCOCCOCCOCCOCCOCCC(=O)NCCCC[C@H](NC(=O)[C@@H]1CSCCCSC[C@H](NC(=O)[C@@]([H])(NC(=O)[C@H](CC(C)(C)C)NC(=O)[C@H](CC2=CNC=N2)NC(=O)[C@@]([H])(NC(C)=O)[C@@H](C)CC)[C@@H](C)O)C(=O)N2CCC[C@H]2C(=O)N[C@@H](C)C(=O)N[C@@H](CC(O)=O)C(=O)N[C@@H](CCCCCCCC)C(=O)N[C@@H](CC2=CNC3=C2C=CC=C3)C(=O)N[C@@H](CC(O)=O)C(=O)N[C@@H](CC2=CNC3=C2C=CC=C3)C(=O)N1)C(=O)N[C@H](CCCNC(N)=N)C(N)=O)C(=O)N[C@H](CCCNC(N)=N)C(N)=O						
206	D; 5064.88	X5Hhc-X13Hhc	Disulfide	---	PEG21DA; X14K; amide	SGF+; SIF++++	AA++++
206	ac-I-H-V-T-Hhc-P-A-D-Ogl-W-D-Trp_5Cl-Hhc-K-dR-am (SEQ ID NO:131)						

FIGURE 1.59

C#	Monomer (M) or Dimer (D) & MW (Daltons)	Cyclization Positions	Cyclization Chemical Bond	Cyclization Linker	Dimerization: Linker, Position, Chemical Bond	Stability Assays (SGF; SIF)	IC50 HEK Blue IL-17assays (AA, AF, FF)
206	[H][C@](NC(=O)[C@@H](NC(=O)[C@H](CC1=CNC=N1)NC(=O)[C@@](C)([H])(NC(C)=O)[C@@H](C)CC)C(C)C)([C@@H](C)O)C(=O)N[C@H]1CCCSSCCC[C@H](NC(=O)[C@H](CC2=CNC3=C2C=CC=C3)NC(=O)[C@H](CCCCNC(=O)CCOCCOCCOCCOCCO C@H](CCCCCCCC)NC(=O)[C@H](CC(O)=O)NC(=O)[C@H](C)NC(=O)[C@@H]2CCCN2C1=O)C(=O)N[C@@H](CCCCNC(=O)CCOCCOCCOCCOCCO CCOCCOCCOCCOCCOCCOCCOCCOCCOCCOCCOCCOCCOCCOCCOCCOCCOCCOCCOCCOCCC(=O)NCCCC[C@H](NC(=O)[C@H](C)CC)C(C)C)[C@@H](C)O)C(=O)N2CCC[C@H]2C((NC(=O)[C@@H](NC(=O)[C@H](CC2=CNC=N2)NC(=O)[C@@](C)([H])(NC(C)=O)[C@@H](C)CC)C(C)C)[C@@H](C)O)C(=O)N[C@@H](CCCCCCCC)C(=O)N[C@@H](CC(O)=O)C(=O)N[C@@H](CCCCCCCC)C(=O)N[C@@H](CC(O)=O) =O)N[C@@H](C)C(=O)N[C@@H](CC(O)=O)C(=O)N[C@@H](CC2=CNC3=C2C=CC=C3)C(=O)N[C@@H](CC(O)=O) C(=O)N[C@@H](CC2=CNC3=C2C=C(Cl)C=C3)C(=O)N1)C(=O)N[C@H](CCCNC(N)=N)C(N)=O)N[C@H](CCCNC(N)=N)C(N)=O	X5Hhc-Xl3Hhc	Disulfide	---	PEG21DA; X14K; amide	SGF+; SIF++++	AA++++
207	D; 4923.92						
207	ac-I-Hse-V-T-Hhc-P-A-D-Ogl-W-D-W-Hhc-K-dR (SEQ ID NO:145)						
207	[H][C@](NC(=O)[C@@H](NC(=O)[C@H](CCO)NC(=O)[C@@](C)([H])(NC(C)=O)[C@@H](C)CC)C(C)C)([C@@H](C)O)C(=O)N[C@@H]1CCCSS CCC[C@H](NC(=O)[C@H](CC2=CNC3=C2C=CC=C3)NC(=O)[C@H](CC(O)=O)NC(=O)[C@H](CC2=CNC3=C2C=CC=C3)NC(=O)[C@H](CCCCCC CC)NC(=O)[C@H](CC(O)=O)NC(=O)[C@H](C)NC(=O)[C@@H]2CCN2C1=O)C(=O)N[C@@H](CCCCNC(=O)CCOCCOCCOCCOCCOCCOCCOCCOCC OCCOCCOCCOCCOCCOCCOCCOCCOCCOCCOCCOCCOCCOCCOCCOCCOCCOCCOCCOCCC(=O)NCCCC[C@H](NC(=O)[C@@H]1CCCSSCCC[C@H](NC(=O)[C@@ H](NC(=O)[C@H](CCO)NC(=O)[C@@](C)([H])(NC(C)=O)[C@@H](C)CC)C(C)C)[C@@H](C)O)C(=O)N2CCC[C@@H]2C(=O)N[C@@H](CC(O)=O)C(=O)N[C@@H](CC2=CNC3=C2C=CC=C3)C(=O)N[C@@H](CC(O)=O)C(=O)N[C@@H](CC2=C NC3=C2C=CC=C3)C(=O)N1)C(=O)N[C@H](CCCNC(N)=N)C(N)=O)N[C@H](CCCNC(N)=N)C(N)=O	X5Hhc-Xl3Hhc	Disulfide	---	PEG21DA; X14K; amide	SGF+; SIF++++	AA++++
208	ac-I-H-cyclopropyl_Ala-T-Hhc-P-A-D-Ogl-W-D-W-Hhc-dR-am (SEQ ID NO:146)						
208	[H][C@](NC(=O)[C@H](CC1CC1)NC(=O)[C@H](CC1=CNC=N1)NC(=O)[C@@](C)([H])(NC(C)=O)[C@@H](C)CC)([C@@H](C)O)C(=O)N[C@H]1CCCSSCCC[C@H](NC(=O)[C@H](CC2=CNC3=C2C=CC=C3)NC(=O)[C@H](CC(O)=O)NC(=O)[C@H](CC2=CNC3=C2C=CC=C3)NC(=O)[C@H](CCCCCCCC)NC(=O)[C@H](CC(O)=O)NC(=O)[C@H](C)NC(=O)[C@@H]2CCCN2C1=O)C(=O)N[C@@H](CCCCNC(=O)CCOCCOCCOCCOCCOCCOCCOCCOCC OCCOCCOCCOCCOCCOCCOCCOCCOCCOCCOCCOCCOCCOCCOCCOCCOCCOCCOCCOCCC(=O)NCCCC[C@H](NC(=O)[C@@H]1CCCSSCCC[C@H](NC(=O)[C@@](C)([H])(NC(C)=O)[C@H](CC2=CNC3=C2C=CC=C3)NC(=O)[C@H](CC(O)=O)NC(=O)[C@H](CC2=CNC=N2)NC(=O)[C@@](C)([H])(NC(C)=O)[C@@H](C)CC)C(=O)N2CCC[C@H]2C(=O)N[C@@H](C)C(=O)N[C@@H](CC(O)=O)C(=O)N[C@@H](CCCCCCCC)C(=O)N[C@@H](CC(O)=O)C(=O)N[C@@H](CC2=CNC3=C2C=CC=C3)C(=O)N1)C(=O)N[C@H](CCCNC(N)=N)C(N)=O)N[C@H](CCCNC(N)=N)C(N)=O	X5Hhc-Xl3Hhc	Disulfide	---	PEG21DA; X14K; amide	SGF+++; SIF++++	AA++++
209	D; 5024.05						
209	ac-I-H-Tle-T-Hhc-P-A-D-Ogl-W-D-W-Hhc-K-dR-am (SEQ ID NO:133)						

FIGURE 1.60

C#	Monomer (M) or Dimer (D) & MW (Daltons)	Cyclization Positions	Cyclization Chemical Bond	Cyclization Linker	Dimerization: Linker, Position, Chemical Bond	Stability Assays (SGF; SIF)	IC50 HEK Blue IL-17assays (AA, AF, FF)
209	[H][C@](NC(=O)[C@@H](NC(=O)[C@H](CC1=CNC=N1)NC(=O)[C@@]([H])(NC(C)=O)[C@@H](C)CC)C(C)(C)C([C@@H](C)O)C(=O)N[C@H]1CCCSSCCC[C@H](NC(=O)[C@H](CC2=CNC3=C2C=CC=C3)NC(=O)[C@H](CC(O)=O)NC(=O)[C@H](CC2=CNC3=C2C=CC=C3)NC(=O)[C@H](CCCCCCCC)NC(=O)[C@H](CC(O)=O)NC(=O)[C@H](C)NC(=O)[C@@H]2CCCN2C1=O)C(=O)N[C@@H](CCCCNC(=O)CCOCCOCCOCCOCCOCCOCCOCCOCCOCCOCCOCCOCCOCCOCCOCCOCCOCCOCCOCCOCCOCCOCCC(=O)NCCCC[C@H](NC(=O)[C@@H]1CCCSSCCC[C@H](NC(=O)[C@@]([H])(NC(=O)[C@@H](NC(=O)[C@H](CC2=CNC=N2)NC(=O)[C@@]([H])(NC(C)=O)[C@@H](C)CC)C(C)(C)C)[C@@H](C)O)C(=O)N2CCC[C@H]2C(=O)N[C@@H](C)C(=O)N[C@@H](CC(O)=O)C(=O)N[C@@H](CCCCCCCC)C(=O)N[C@@H](CC2=CNC3=C2C=CC=C3)C(=O)N[C@@H](CC(O)=O)C(=O)N[C@@H](CC2=CNC3=C2C=CC=C3)C(=O)N1)C(=O)N[C@H](CCCNC(N)=N)C(N)=O)C(=O)N[C@H](CCCNC(N)=N)C(N)=O						
210	D; 5204.3	X5Hhc-X13Hhc	Disulfide	---	PEG21DA; X14K; amide	SGF+++; SIF++++	AA+++
210	ac-I-H-Tba-T-Hhc-P-A-D-Ogl-Trp_7Phe-D-W-Hhc-dR-am (SEQ ID NO:147)						
210	[H][C@](NC(=O)[C@H](CC(C)(C)C)NC(=O)[C@H](CC1=CNC=N1)NC(=O)[C@@]([H])(NC(C)=O)[C@@H](C)CC)([C@@H](C)O)C(=O)N[C@H]1CCCSSCCC[C@H](NC(=O)[C@H](CC2=CNC3=C2C=CC=C3)NC(=O)[C@H](CC(O)=O)NC(=O)[C@H](CC2=CNC3=C2C=CC=C3C2=CC=CC=C2)NC(=O)[C@H](CCCCCCCC)NC(=O)[C@H](CC(O)=O)NC(=O)[C@H](C)NC(=O)[C@@H]2CCCN2C1=O)C(=O)N[C@@H](CCCCNC(=O)CCOCCOCCOCCOCCOCCOCCOCCOCCOCCOCCOCCOCCOCCOCCOCCOCCOCCOCCOCCOCCOCCOCCC(=O)NCCCC[C@H](NC(=O)[C@@H]1CCCSSCCC[C@H](NC(=O)[C@@]([H])(NC(=O)[C@H](CC(C)(C)C)NC(=O)[C@H](CC2=CNC=N2)NC(=O)[C@@]([H])(NC(C)=O)[C@@H](C)CC)[C@@H](C)O)C(=O)N2CCC[C@H]2C(=O)N[C@@H](C)C(=O)N[C@@H](CC(O)=O)C(=O)N[C@@H](CCCCCCCC)C(=O)N[C@@H](CC2=CNC3=C2C=CC=C3C2=CC=CC=C2)C(=O)N[C@@H](CC(O)=O)C(=O)N[C@@H](CC2=CNC3=C2C=CC=C3)C(=O)N1)C(=O)N[C@H](CCCNC(N)=N)C(N)=O)C(=O)N[C@H](CCCNC(N)=N)C(N)=O						
211	M; 2034.56	X7C-X11Hcy	Thioether	Propane_Linker	---	---	AA+++
211	ac-I-H-V-T-I-P-C-D-Ogl-W-Hcy-W-I-K-dR-am (SEQ ID NO:148)						
211	[H]NCCCC[C@H](NC(=O)[C@@]([H])(NC(=O)[C@H](CC1=CNC2=C1C=CC=C2)NC(=O)[C@@H]1CCSCCCSC[C@H](NC(=O)[C@@H]2CCCN2C(=O)[C@@]([H])(NC(=O)[C@@]([H])(NC(=O)[C@@H](NC(=O)[C@H](CC2=CNC=N2)NC(=O)[C@@]([H])(NC(C)=O)[C@@H](C)CC)C(C)C)[C@@H](C)O)[C@@H](C)CC)C(=O)N[C@@H](CC(O)=O)C(=O)N[C@@H](CCCCCCCC)C(=O)N[C@@H](CC2=CNC3=C2C=CC=C3)C(=O)N1)[C@@H](C)CC)C(=O)N[C@H](CCCNC(N)=N)C(N)=O						
212	M; 2036.49	X5Hhc-X13Hhc	Disulfide	---	---	---	AA+
212	ac-I-H-Aoc-T-Hhc-P-A-D-Ogl-W-D-W-Hhc-K-dR-am (SEQ ID NO:149)						
212	[H]NCCCC[C@H](NC(=O)[C@@H]1CCCSSCCC[C@H](NC(=O)[C@@]([H])(NC(=O)[C@H](CCCCCC)NC(=O)[C@H](CC2=CN([H])C=N2)NC(=O)[C@@]([H])(NC(C)=O)[C@@H](C)CC)[C@@H](C)O[H])C(=O)N2CCC[C@H]2C(=O)N[C@@H](C)C(=O)N[C@@H](CC(O)=O)C(=O)N[C@@H](CCCCCCCC)C(=O)N[C@@H](CC2=CN([H])C3=C2C=CC=C3)C(=O)N[C@@H](CC(O)=O)C(=O)N[C@@H](CC2=CN([H])C3=C2C=CC=C3)C(=O)N1)C(=O)N[C@H](CCCN=C(N)N[H])C(N)=O						

FIGURE 1.61

C#	Monomer (M) or Dimer (D) & MW (Daltons)	Cyclization Positions	Cyclization Chemical Bond	Cyclization Linker	Dimerization: Linker, Position, Chemical Bond	Stability Assays (SGF; SIF)	IC50 HEK Blue IL-17assays (AA, AF, FF)
213	D; 5080.15	X5Hhc-X13Hhc	Disulfide	---	PEG21DA; X14K; amide	SGF+; SIF++++	AA++++
213	ac-I-H-Aoc-T-Hhc-P-A-D-Ogl-W-D-W-Hhc-K-dR-am (SEQ ID NO:149)						
213	[H]NC(N)=NCCC[C@@H](NC(=O)[C@H](CCCCNC(=O)CCOCCOCCOCCOCCOCCOCCOCCOCCOCCOCCOCCOCCOCCOCCOCCOCCOCCOCCOCCOCCC(=O)NCCCC[C@H](NC(=O)[C@@H]1CCCSSCCC[C@H](NC(=O)[C@@]([H])(NC(=O)[C@H](CCCCCC)NC(=O)[C@H](CC2=CN([H])C=N2)NC(=O)[C@@]([H])(NC(C)=O)[C@@H](C)CC)[C@@H](C)O[H])C(=O)N2CCC[C@H]2C(=O)N[C@@H](C)C(=O)N[C@@H](CC(O)=O)C(=O)N[C@@H](CCCCCCCC)C(=O)N[C@@H](CC2=CN([H])C3=C2C=CC=C3)C(=O)N[C@@H](CC(O)=O)C(=O)N[C@@H](CC2=CN([H])C3=C2C=CC=C3)C(=O)N1)C(=O)N[C@H](CCCN=C(N)N[H])C(N)=O)NC(=O)[C@@H]1CCCSSCCC[C@H](NC(=O)[C@@]([H])(NC(=O)[C@H](CCCCCC)NC(=O)[C@H](CC2=CN([H])C=N2)NC(=O)[C@@]([H])(NC(C)=O)[C@@H](C)CC)[C@@H](C)O[H])C(=O)N2CCC[C@H]2C(=O)N[C@@H](C)C(=O)N[C@@H](CC(O)=O)C(=O)N[C@@H](CCCCCCCC)C(=O)N[C@@H](CC2=CN([H])C3=C2C=CC=C3)C(=O)N[C@@H](CC(O)=O)C(=O)N[C@@H](CC2=CN([H])C3=C2C=CC=C3)C(=O)N1)C(N)=O						
214	M; 2094.53	X5Hhc-X13Hhc	Disulfide	---	---	---	AA+++
214	ac-I-H-Aoc-T-Hhc-P-A-Gla-Ogl-W-D-W-Hhc-K-dR-am (SEQ ID NO:150)						
214	[H]NCCCC[C@H](NC(=O)[C@@H]1CCCSSCCC[C@H](NC(=O)[C@@]([H])(NC(=O)[C@H](CCCCCC)NC(=O)[C@H](CC2=CN([H])C=N2)NC(=O)[C@@]([H])(NC(C)=O)[C@@H](C)CC)[C@@H](C)O[H])C(=O)N2CCC[C@H]2C(=O)N[C@@H](C)C(=O)N[C@@H](CC(C(O)=O)C(=O)N[C@@H](CCCCCCCC)C(=O)N[C@@H](CC2=CN([H])C3=C2C=CC=C3)C(=O)N[C@@H](CC(O)=O)C(=O)N[C@@H](CC2=CN([H])C3=C2C=CC=C3)C(=O)N1)C(O)=O)C(=O)N[C@H](CCCN=C(N)N[H])C(N)=O						
215	D; 5196.23	X5Hhc-X13Hhc	Disulfide	---	PEG21DA; X14K; amide	SGF+; SIF++++	AA++++
215	ac-I-H-Aoc-T-Hhc-P-A-Gla-Ogl-W-D-W-Hhc-K-dR-am (SEQ ID NO:150)						
215	[H]NC(N)=NCCC[C@@H](NC(=O)[C@H](CCCCNC(=O)CCOCCOCCOCCOCCOCCOCCOCCOCCOCCOCCOCCOCCOCCOCCOCCOCCOCCOCCOCCOCCC(=O)NCCCC[C@H](NC(=O)[C@@H]1CCCSSCCC[C@H](NC(=O)[C@@]([H])(NC(=O)[C@H](CCCCCC)NC(=O)[C@H](CC2=CN([H])C=N2)NC(=O)[C@@]([H])(NC(C)=O)[C@@H](C)CC)[C@@H](C)O[H])C(=O)N2CCC[C@H]2C(=O)N[C@@H](C)C(=O)N[C@@H](CC(C(O)=O)C(=O)N[C@@H](CCCCCCCC)C(=O)N[C@@H](CC2=CN([H])C3=C2C=CC=C3)C(=O)N[C@@H](CC(O)=O)C(=O)N[C@@H](CC2=CN([H])C3=C2C=CC=C3)C(=O)N1)C(O)=O)C(=O)N[C@H](CCCN=C(N)N[H])C(N)=O)NC(=O)[C@@H]1CCCSSCCC[C@H](NC(=O)[C@@]([H])(NC(=O)[C@H](CCCCCC)NC(=O)[C@H](CC2=CN([H])C=N2)NC(=O)[C@@]([H])(NC(C)=O)[C@@H](C)CC)[C@@H](C)O[H])C(=O)N2CCC[C@H]2C(=O)N[C@@H](C)C(=O)N[C@@H](CC(C(O)=O)C(=O)N[C@@H](CCCCCCCC)C(=O)N[C@@H](CC2=CN([H])C3=C2C=CC=C3)C(=O)N[C@@H](CC(O)=O)C(=O)N[C@@H](CC2=CN([H])C3=C2C=CC=C3)C(=O)N1)C(O)=O)C(N)=O						
216	M; 2076.56	X5Hhc-X13Hhc	Disulfide	---	---	---	AA+++

FIGURE 1.62

C#	Monomer (M) or Dimer (D) & MW (Daltons)	Cyclization Positions	Cyclization Chemical Bond	Cyclization Linker	Dimerization: Linker, Position, Chemical Bond	Stability Assays (SGF; SIF)	IC50 HEK Blue IL-17assays (AA, AF, FF)
216	ac-I-H-Tba-T-Hhc-Oic-A-D-Ogl-W-D-W-Hhc-K-dR-am (SEQ ID NO:151)						
216	[H]NCCCC[C@H](NC(=O)[C@@H]1CCCSSCCC[C@H](NC(=O)[C@@]([H])(NC(=O)[C@H](CC(C)(C)C)NC(=O)[C@H](CC2=CN([H])C=N2)NC(=O)[C@@]([H])(NC(C)=O)[C@@H](C)CC)[C@@H](C)O[H])C(=O)N2C3CCCCC3C[C@H]2C(=O)N[C@@H](C)C(=O)N[C@@H](CC(O)=O)C(=O)N[C@@H](CCCCCCCC)C(=O)N[C@@H](CC2=CN([H])C3=C2C=CC=C3)C(=O)N[C@@H](CC(O)=O)C(=O)N[C@@H](CC2=CN([H])C3=C2C=CC=C3)C(=O)N1)C(=O)N[C@H](CCCN=C(N)N[H])C(N)=O						
217	D; 5160.28	X5Hhc-X13Hhc	Disulfide	---	PEG21DA; X14K; amide	SGF+; SIF++++	AA++++
217	ac-I-H-Tba-T-Hhc-Oic-A-D-Ogl-W-D-W-Hhc-K-dR-am (SEQ ID NO:151)						
217	[H]NC(N)=NCCC[C@@H](NC(=O)[C@H](CCCCNC(=O)CCOCCOCCOCCOCCOCCOCCOCCOCCOCCOCCOCCOCCOCCOCCOCCOCCOCCOCCOCCOCCC(=O)NCCCC[C@H](NC(=O)[C@@H]1CCCSSCCC[C@H](NC(=O)[C@@]([H])(NC(=O)[C@H](CC(C)(C)C)NC(=O)[C@H](CC2=CN([H])C=N2)NC(=O)[C@@]([H])(NC(C)=O)[C@@H](C)CC)[C@@H](C)O[H])C(=O)N2C3CCCCC3C[C@H]2C(=O)N[C@@H](C)C(=O)N[C@@H](CC(O)=O)C(=O)N[C@@H](CCCCCCCC)C(=O)N[C@@H](CC2=CN([H])C3=C2C=CC=C3)C(=O)N[C@@H](CC(O)=O)C(=O)N[C@@H](CC2=CN([H])C3=C2C=CC=C3)C(=O)N1)C(=O)N[C@H](CCCN=C(N)N[H])C(N)=O)NC(=O)[C@@H]1CCCSSCCC[C@H](NC(=O)[C@@]([H])(NC(=O)[C@H](CC(C)(C)C)NC(=O)[C@H](CC2=CN([H])C=N2)NC(=O)[C@@]([H])(NC(C)=O)[C@@H](C)CC)[C@@H](C)O[H])C(=O)N2C3CCCCC3C[C@H]2C(=O)N[C@@H](C)C(=O)N[C@@H](CC(O)=O)C(=O)N[C@@H](CCCCCCCC)C(=O)N[C@@H](CC2=CN([H])C3=C2C=CC=C3)C(=O)N[C@@H](CC(O)=O)C(=O)N[C@@H](CC2=CN([H])C3=C2C=CC=C3)C(=O)N1)C(N)=O						
218	M; 2134.59	X5Hhc-X13Hhc	Disulfide	---	---	SGF+++; SIF+	AA++++; AF+
218	ac-I-H-Tba-T-Hhc-Oic-A-Gla-Ogl-W-D-W-Hhc-K-dR-am (SEQ ID NO:152)						
218	[H]NCCCC[C@H](NC(=O)[C@@H]1CCCSSCCC[C@H](NC(=O)[C@@]([H])(NC(=O)[C@H](CC(C)(C)C)NC(=O)[C@H](CC2=CN([H])C=N2)NC(=O)[C@@]([H])(NC(C)=O)[C@@H](C)CC)[C@@H](C)O[H])C(=O)N2C3CCCCC3C[C@H]2C(=O)N[C@@H](C)C(=O)N[C@@H](CC(C(O)=O)C(=O)N[C@@H](CCCCCCCC)C(=O)N[C@@H](CC2=CN([H])C3=C2C=CC=C3)C(=O)N[C@@H](CC(O)=O)C(=O)N[C@@H](CC2=CN([H])C3=C2C=CC=C3)C(=O)N1)C(O)=O)C(=O)N[C@H](CCCN=C(N)N[H])C(N)=O						
219	D; 5276.36	X5Hhc-X13Hhc	Disulfide	---	PEG21DA; X14K; amide	SGF++; SIF++++	AA++++; AF++++; FF+++
219	ac-I-H-Tba-T-Hhc-Oic-A-Gla-Ogl-W-D-W-Hhc-K-dR-am (SEQ ID NO:152)						
219	[H]NC(N)=NCCC[C@@H](NC(=O)[C@H](CCCCNC(=O)CCOCCOCCOCCOCCOCCOCCOCCOCCOCCOCCOCCOCCOCCOCCOCCOCCOCCOCCOCCOCCC(=O)NCCCC[C@H](NC(=O)[C@@H]1CCCSSCCC[C@H](NC(=O)[C@@]([H])(NC(=O)[C@H](CC(C)(C)C)NC(=O)[C@H](CC2=CN([H])C=N2)NC(=O)[C@@]([H])(NC(C)=O)[C@@H](C)CC)[C@@H](C)O[H])C(=O)N2C3CCCCC3C[C@H]2C(=O)N[C@@H](C)C(=O)N[C@@H](CC(C(O)=O)C(=O)N[C@@H](CCCCCCCC)C(=O)N[C@@H](CC2=CN([H])C3=C2C=CC=C3)C(=O)N[C@@H](CC(O)=O)C(=O)N[C@@H](CC2=CN([H])C3=C						

FIGURE 1.63

C#	Monomer (M) or Dimer (D) & MW (Daltons)	Cyclization Positions	Cyclization Chemical Bond	Cyclization Linker	Dimerization: Linker, Position, Chemical Bond	Stability Assays (SGF; SIF)	IC50 HEK Blue IL-17assays (AA, AF, FF)
	2C=CC=C3)C(=O)N1)C(O)=O)C(=O)N[C@H](CCCN=C(N)N[H])C(N)=O)NC(=O)[C@@H]1CCCSSCCC[C@H](NC(=O)[C@@]([H])(NC(=O)[C@H](CC(C)(C)C)NC(=O)[C@H](CC2=CN([H])C=N2)NC(=O)[C@@]([H])(NC(C)=O)[C@@H](C)CC)[C@@H](C)O[H])C(=O)N2C3CCCCC3C[C@H]2C(=O)N[C@@H](C)C(=O)N[C@@H](CC(C(O)=O)C(=O)N[C@@H](CCCCCCCC)C(=O)N[C@@H](CC2=CN([H])C3=C2C=CC=C3)C(=O)N[C@@H](CC(O)=O)C(=O)N[C@@H](CC2=CN([H])C3=C2C=CC=C3)C(=O)N1)C(O)=O)C(N)=O						
220	M; 2090.58	X5Hhc-X13Hhc	Disulfide	---	---	---	AA+++
220	ac-I-H-Aoc-T-Hhc-Oic-A-D-Ogl-W-D-W-Hhc-K-dR-am (SEQ ID NO:153)						
220	[H]NCCCC[C@H](NC(=O)[C@@H]1CCCSSCCC[C@H](NC(=O)[C@@]([H])(NC(=O)[C@H](CCCCCC)NC(=O)[C@H](CC2=CN([H])C=N2)NC(=O)[C@@]([H])(NC(C)=O)[C@@H](C)CC)[C@@H](C)O[H])C(=O)N2C3CCCCC3C[C@H]2C(=O)N[C@@H](C)C(=O)N[C@@H](CC(O)=O)C(=O)N[C@@H](CCCCCCCC)C(=O)N[C@@H](CC2=CN([H])C3=C2C=CC=C3)C(=O)N[C@@H](CC(O)=O)C(=O)N[C@@H](CC2=CN([H])C3=C2C=CC=C3)C(=O)N1)C(=O)N[C@H](CCCN=C(N)N[H])C(N)=O						
221	D; 5188.34	X5Hhc-X13Hhc	Disulfide	---	PEG21DA; X14K; amide	SGF+; SIF++++	AA++++
221	ac-I-H-Aoc-T-Hhc-Oic-A-D-Ogl-W-D-W-Hhc-K-dR-am (SEQ ID NO:153)						
221	[H]NC(N)=NCCC[C@@H](NC(=O)[C@H](CCCCNC(=O)CCOCCOCCOCCOCCOCCOCCOCCOCCOCCOCCOCCOCCOCCOCCOCCOCCOCCOCCOCCOCCOCCC(=O)NCCCC[C@H](NC(=O)[C@@H]1CCCSSCCC[C@H](NC(=O)[C@@]([H])(NC(=O)[C@H](CCCCCC)NC(=O)[C@H](CC2=CN([H])C=N2)NC(=O)[C@@]([H])(NC(C)=O)[C@@H](C)CC)[C@@H](C)O[H])C(=O)N2C3CCCCC3C[C@H]2C(=O)N[C@@H](C)C(=O)N[C@@H](CC(O)=O)C(=O)N[C@@H](CCCCCCCC)C(=O)N[C@@H](CC2=CN([H])C3=C2C=CC=C3)C(=O)N[C@@H](CC(O)=O)C(=O)N[C@@H](CC2=CN([H])C3=C2C=CC=C3)C(=O)N1)C(=O)N[C@H](CCCN=C(N)N[H])C(N)=O)NC(=O)[C@@H]1CCCSSCCC[C@H](NC(=O)[C@@]([H])(NC(=O)[C@H](CCCCCC)NC(=O)[C@H](CC2=CN([H])C=N2)NC(=O)[C@@]([H])(NC(C)=O)[C@@H](C)CC)[C@@H](C)O[H])C(=O)N2C3CCCCC3C[C@H]2C(=O)N[C@@H](C)C(=O)N[C@@H](CC(O)=O)C(=O)N[C@@H](CCCCCCCC)C(=O)N[C@@H](CC2=CN([H])C3=C2C=CC=C3)C(=O)N[C@@H](CC(O)=O)C(=O)N[C@@H](CC2=CN([H])C3=C2C=CC=C3)C(=O)N1)C(N)=O						
222	D; 5304.41	X5Hhc-X13Hhc	Disulfide	---	PEG21DA; X14K; amide	SGF+; SIF++++	AA++++
222	ac-I-H-Aoc-T-Hhc-Oic-A-Gla-Ogl-W-D-W-Hhc-K-dR-am (SEQ ID NO:154)						
222	[H]NC(N)=NCCC[C@@H](NC(=O)[C@H](CCCCNC(=O)CCOCCOCCOCCOCCOCCOCCOCCOCCOCCOCCOCCOCCOCCOCCOCCOCCOCCOCCOCCOCCOCCC(=O)NCCCC[C@H](NC(=O)[C@@H]1CCCSSCCC[C@H](NC(=O)[C@@]([H])(NC(=O)[C@H](CCCCCC)NC(=O)[C@H](CC2=CN([H])C=N2)NC(=O)[C@@]([H])(NC(C)=O)[C@@H](C)CC)[C@@H](C)O[H])C(=O)N2C3CCCCC3C[C@H]2C(=O)N[C@@H](C)C(=O)N[C@@H](CC(C(O)=O)C(=O)N[C@@H](CCCCCCCC)C(=O)N[C@@H](CC2=CN([H])C3=C2C=CC=C3)C(=O)N[C@@H](CC(O)=O)C(=O)N[C@@H](CC2=CN([H])C3=C2C=CC=C3)C(=O)N1)C(O)=O)C(=O)N[C@H](CCCN=C(N)N[H])C(N)=O)NC(=O)[C@@H]1CCCSSCCC[C@H](NC(=O)[C@@]([H])(NC(=O)[C@H](CCCCCC)NC(=O)[C@H](CC2=CN([H])C=N2)NC(=O)[C@@]([H])(NC(C)=O)[C@@H](C)CC)[C@@H](C)O[H])C(=O)N2C3CCCCC3C[C@H]2						

FIGURE 1.64

C#	Monomer (M) or Dimer (D) & MW (Daltons)	Cyclization Positions	Cyclization Chemical Bond	Cyclization Linker	Dimerization: Linker, Position, Chemical Bond	Stability Assays (SGF; SIF)	IC50 HEK Blue IL-17assays (AA, AF, FF)
	C(=O)N[C@@H](C)C(=O)N[C@@H](CC(C(O)=O)C(=O)N[C@@H](CCCCCCCC)C(=O)N[C@@H](CC2=CN([H])C3=C2C=CC=C3)C(=O)N[C@@H](CC(O)=O)C(=O)N[C@@H](CC2=CN([H])C3=C2C=CC=C3)C(=O)N1)C(O)=O)C(N)=O						
223	D; 5034.06	Bicyclic X7C-X11Lys_Ac; X9O3S-X13O3S	Thioether for X7-x11; Carbon-carbon double for X9-X13	---	PEG21DA; X14K; amide	SGF++; SIF++++	AA+++
223	ac-I-H-Tba-T-I-P-C-D-O3S-W-Lys_Ac-W-O3S-K-dR-am-ac(SEQ ID NO:155)						
223	[H]CC(=O)N[C@@H]([C@@H](C)CC)C(=O)N[C@@H](CC1=CN=CN1)C(=O)N[C@@H](CC(C)(C)C)C(=O)N[C@@H]([C@@H](C)O)C(=O)N[C@@H]([C@@H](C)CC)C(=O)N1CC([H])C[C@H]1C(=O)N[C@H]1CSCC(=O)NCCCC[C@@H]2NC(=O)[C@H](CC3=CNC4=CC=CC=C34)NC(=O)[C@H](CCC\C=C/CCC[C@H](NC(=O)[C@H](CC3=CNC4=CC=CC=C34)NC2=O)C(=O)N[C@@H](CCCCNC(=O)CCOCCOCCOCCOCCOCCOCCOCCOCCOCCOCCOCCOCCOCCOCCOCCOCCOCCOCCOCCOCCOCCC(=O)NCCCC[C@H](NC(=O)[C@@H]2CCC\C=C/CCC[C@@H]3NC(=O)[C@H](CC(O)=O)NC(=O)[C@H](CSCC(=O)NCCCC[C@H](NC(=O)[C@H](CC4=CNC5=CC=CC=C45)NC3=O)C(=O)N[C@@H](CC3=CNC4=CC=CC=C34)C(=O)N2)NC(=O)[C@@H]2CC([H])CN2C(=O)[C@@H](NC(=O)[C@@H](NC(=O)[C@H](CC(C)(C)C)NC(=O)[C@H](CC2=CN=CN2)NC(=O)[C@@H](NC(=O)C[H])[C@@H](C)CC)[C@@H](C)O)[C@@H](C)CC)C(=O)N[C@H](CCCNC(N)=N)C(N)=O)C(=O)N[C@H](CCCNC(N)=N)C(N)=O)NC(=O)[C@H](CC(O)=O)NC1=O						
224	D; 5180.45	Bicyclic X5Hhc-X13Hhc; X7O3S_Me-X11O3S_Me	Disulfide for X5-X13; Carbon-carbon double for X7-X11	---	PEG21DA; X14K; amide	SGF+; SIF++++	AA+
224	ac-I-H-Tba-T-Hhc-P-O3S_Me-D-Ogl-W-O3S_Me-W-Hhc-K-dR-am (SEQ ID NO:156)						
224	[H]CC(=O)N[C@@H]([C@@H](C)CC)C(=O)N[C@@H](CC1=CN=CN1)C(=O)N[C@@H](CC(C)(C)C)C(=O)N[C@@H]([C@@H](C)O)C(=O)N[C@H]1CCCSSCCC[C@H](NC(=O)[C@H](CC2=CNC3=CC=CC=C23)NC(=O)[C@]2(C)CCCC=CCCC[C@](C)(NC(=O)[C@@H]3CC([H])CN3C1=O)C(=O)N[C@@H](CC(O)=O)C(=O)N[C@@H](CCCCCCCC)C(=O)N[C@@H](CC1=CNC3=CC=CC=C13)C(=O)N2)C(=O)N[C@@H](CCCCNC(=O)CCOCCOCCOCCOCCOCCOCCOCCOCCOCCOCCOCCOCCOCCOCCOCCOCCOCCOCCOCCOCCOCCC(=O)NCCCC[C@H](NC(=O)[C@@H]1CCCSSCCC[C@H](NC(=O)[C@@H](NC(=O)[C@H](CC(C)(C)C)NC(=O)[C@H](CC2=CN=CN2)NC(=O)[C@@H](NC(=O)C[H])[C@@H](C)CC)[C@@H](C)O)C(=O)N2CC([H])C[C@H]2C(=O)N[C@@]2(C)CCCC=CCCC[C@](C)(NC(=O)[C@H](CC3=CNC4=CC=CC=C34)NC(=O)[C@H](CCCCCCCC)NC(=O)[C@H](CC(O)=O)NC2=O)C(=O)N[C@@H](CC2=CNC3=CC=CC=C23)C(=O)N1)C(=O)N[C@H](CCCNC(N)=N)C(N)=O)C(=O)N[C@H](CCCNC(N)=N)C(N)=O						
225	D; 5182.21	X5Lys_Ac-X13C	Thioether	---	PEG21DA; X14K; amide	SGF++++; SIF+	AA++++; AF++++; FF+++
225	ac-I-H-Tba-T-Lys_Ac-Oic-A-D-Ogl-W-D-W-C-K-dR-am (SEQ ID NO:157)						

FIGURE 1.65

C#	Monomer (M) or Dimer (D) & MW (Daltons)	Cyclization Positions	Cyclization Chemical Bond	Cyclization Linker	Dimerization: Linker, Position, Chemical Bond	Stability Assays (SGF; SIF)	IC50 HEK Blue IL-17assays (AA, AF, FF)
225	[H]C[C@@H]1NC(=O)[C@@H]2C[C@]3([H])CCCC[C@]3([H])N2C(=O)[C@H](CCCCNC(=O)CSC[C@H](NC(=O)[C@H](CC2=CNC3=CC=CC=C23)NC(=O)[C@H](CC(O)=O)NC(=O)[C@H](CC2=CNC3=CC=CC=C23)NC(=O)[C@H](CCCCCCCC)NC(=O)[C@H](CC(O)=O)NC1=O)C(=O)N[C@@H](CCCCNC(=O)CCOCCOCCOCCOCCOCCOCCOCCOCCOCCOCCOCCOCCOCCOCCOCCOCCOCCOCCOCCOCCOCCC(=O)NCCCC[C@H](NC(=O)[C@@H]1CSCC(=O)NCCCC[C@H](NC(=O)[C@@H](NC(=O)[C@H](CC(C)(C)C)NC(=O)[C@H](CC2=CN=CN2)NC(=O)[C@@H](NC(=O)C[H])[C@@H](C)CC)[C@@H](C)O)C(=O)N2[C@@H](C[C@]3([H])CCCC[C@]23[H])C(=O)N[C@@H](C[H])C(=O)N[C@@H](CC(O)=O)C(=O)N[C@@H](CCCCCCCC)C(=O)N[C@@H](CC2=CNC3=CC=CC=C23)C(=O)N[C@@H](CC(O)=O)C(=O)N[C@@H](CC2=CNC3=CC=CC=C23)C(=O)N1)C(=O)N[C@H](CCCNC(N)=N)C(N)=O)C(=O)N[C@H](CCCNC(N)=N)C(N)=O)NC(=O)[C@@H](NC(=O)[C@H](CC(C)(C)C)NC(=O)[C@H](CC1=CN=CN1)NC(=O)[C@@H](NC(=O)C[H])[C@@H](C)CC)[C@@H](C)O						
226	D; 5074.03	X5Lys_Ac-X13C	Thioether	---	PEG21DA; X14K; amide	SGF++++; SIF+	AA++++; AF++
226	ac-I-H-Tba-T-Lys_Ac-P-A-D-Ogl-W-D-W-C-K-dR-am-ac (SEQ ID NO:158)						
226	[H]C[C@@H]1NC(=O)[C@@H]2CC([H])CN2C(=O)[C@H](CCCCNC(=O)CSC[C@H](NC(=O)[C@H](CC2=CNC3=CC=CC=C23)NC(=O)[C@H](CC(O)=O)NC(=O)[C@H](CC2=CNC3=CC=CC=C23)NC(=O)[C@H](CCCCCCCC)NC(=O)[C@H](CC(O)=O)NC1=O)C(=O)N[C@@H](CCCCNC(=O)CCOCCOCCOCCOCCOCCOCCOCCOCCOCCOCCOCCOCCOCCOCCOCCOCCOCCOCCOCCOCCOCCC(=O)NCCCC[C@H](NC(=O)[C@@H]1CSCC(=O)NCCCC[C@H](NC(=O)[C@@H](NC(=O)[C@H](CC(C)(C)C)NC(=O)[C@H](CC2=CN=CN2)NC(=O)[C@@H](NC(=O)C[H])[C@@H](C)CC)[C@@H](C)O)C(=O)N2CC([H])C[C@H]2C(=O)N[C@@H](C[H])C(=O)N[C@@H](CC(O)=O)C(=O)N[C@@H](CCCCCCCC)C(=O)N[C@@H](CC2=CNC3=CC=CC=C23)C(=O)N[C@@H](CC(O)=O)C(=O)N[C@@H](CC2=CNC3=CC=CC=C23)C(=O)N1)C(=O)N[C@H](CCCNC(N)=N)C(N)=O)C(=O)N[C@H](CCCNC(N)=N)C(N)=O)NC(=O)[C@@H](NC(=O)[C@H](CC(C)(C)C)NC(=O)[C@H](CC1=CN=CN1)NC(=O)[C@@H](NC(=O)C[H])[C@@H](C)CC)[C@@H](C)O						
227	D; 5190.1	X5Lys_Ac-X13C	Thioether	---	PEG21DA; X14K; amide	SGF+; SIF+	AA++++; AF+++
227	ac-I-H-Tba-T-Lys_Ac-P-A-Gla-Ogl-W-D-W-C-K-dR-am (SEQ ID NO:159)						
227	[H]C[C@@H]1NC(=O)[C@@H]2CC([H])CN2C(=O)[C@H](CCCCNC(=O)CSC[C@H](NC(=O)[C@H](CC2=CNC3=CC=CC=C23)NC(=O)[C@H](CC(O)=O)NC(=O)[C@H](CC2=CNC3=CC=CC=C23)NC(=O)[C@H](CCCCCCCC)NC(=O)[C@H](CC(C(O)=O)C(O)=O)NC1=O)C(=O)N[C@@H](CCCCNC(=O)CCOCCOCCOCCOCCOCCOCCOCCOCCOCCOCCOCCOCCOCCOCCOCCOCCOCCOCCOCCOCCOCCC(=O)NCCCC[C@H](NC(=O)[C@@H]1CSCC(=O)NCCCC[C@H](NC(=O)[C@@H](NC(=O)[C@H](CC(C)(C)C)NC(=O)[C@H](CC2=CN=CN2)NC(=O)[C@@H](NC(=O)C[H])[C@@H](C)CC)[C@@H](C)O)C(=O)N2CC([H])C[C@H]2C(=O)N[C@@H](C[H])C(=O)N[C@@H](CC(C(O)=O)C(O)=O)C(=O)N[C@@H](CCCCCCCC)C(=O)N[C@@H](CC2=CNC3=CC=CC=C23)C(=O)N[C@@H](CC(O)=O)C(=O)N[C@@H](CC2=CNC3=CC=CC=C23)C(=O)N1)C(=O)N[C@H](CCCNC(N)=N)C(N)=O)C(=O)N[C@H](CCCNC(N)=N)C(N)=O)NC(=O)[C@@H](NC(=O)[C@H](CC(C)(C)C)NC(=O)[C@H](CC1=CN=CN1)NC(=O)[C@@H](NC(=O)C[H])[C@@H](C)CC)[C@@H](C)O						
228	D; 5045.98	X5Lys_Ac-X13C	Thioether	---	PEG21DA; X14K; amide	SGF+; SIF+	AA++++

FIGURE 1.66

C#	Monomer (M) or Dimer (D) & MW (Daltons)	Cyclization Positions	Cyclization Chemical Bond	Cyclization Linker	Dimerization: Linker, Position, Chemical Bond	Stability Assays (SGF; SIF)	IC50 HEK Blue IL-17assays (AA, AF, FF)
228	ac-I-H-Tle-T-Lys_Ac-P-A-D-Ogl-W-D-W-C-K-dR-am (SEQ ID NO:160)						
228	[H]C[C@@H]1NC(=O)[C@@H]2CC([H])CN2C(=O)[C@H](CCCCNC(=O)CSC[C@H](NC(=O)[C@H](CC2=CNC3=CC=CC=C23)NC(=O)[C@H](CC(O)=O)NC(=O)[C@H](CC2=CNC3=CC=CC=C23)NC(=O)[C@H](CCCCCCCC)NC(=O)[C@H](CC(O)=O)NC1=O)C(=O)N[C@@H](CCCCNC(=O)CCOCCOCCOCCOCCOCCOCCOCCOCCOCCOCCOCCOCCOCCOCCOCCOCCOCCOCCOCCOCCC(=O)NCCCC[C@H](NC(=O)[C@@H]1CSCC(=O)NCCCC[C@H](NC(=O)[C@@H](NC(=O)[C@@H](NC(=O)[C@H](CC2=CN=CN2)NC(=O)[C@@H](NC(=O)C[H])[C@@H](C)CC)C(C)(C)C)[C@@H](C)O)C(=O)N2CC([H])C[C@H]2C(=O)N[C@@H](C[H])C(=O)N[C@@H](CC(O)=O)C(=O)N[C@@H](CCCCCCCC)C(=O)N[C@@H](CC2=CNC3=CC=CC=C23)C(=O)N[C@@H](CC(O)=O)C(=O)N[C@@H](CC2=CNC3=CC=CC=C23)C(=O)N1)C(=O)N[C@H](CCCNC(N)=N)C(N)=O)C(=O)N[C@H](CCCNC(N)=N)C(N)=O)NC(=O)[C@@H](NC(=O)[C@@H](NC(=O)[C@H](CC1=CN=CN1)NC(=O)[C@@H](NC(=O)C[H])[C@@H](C)CC)C(C)(C)C)[C@@H](C)O						
229	D; 5154.16	X5Lys_Ac-X13C	Thioether	---	PEG21DA; X14K; amide	SGF+; SIF+	AA++++
229	ac-I-H-h_Cha-T-Lys_Ac-P-A-D-Ogl-W-D-W-C-K-dR-am (SEQ ID NO:161)						
229	[H]C[C@@H]1NC(=O)[C@@H]2CC([H])CN2C(=O)[C@H](CCCCNC(=O)CSC[C@H](NC(=O)[C@H](CC2=CNC3=CC=CC=C23)NC(=O)[C@H](CC(O)=O)NC(=O)[C@H](CC2=CNC3=CC=CC=C23)NC(=O)[C@H](CCCCCCCC)NC(=O)[C@H](CC(O)=O)NC1=O)C(=O)N[C@@H](CCCCNC(=O)CCOCCOCCOCCOCCOCCOCCOCCOCCOCCOCCOCCOCCOCCOCCOCCOCCOCCOCCOCCOCCC(=O)NCCCC[C@H](NC(=O)[C@@H]1CSCC(=O)NCCCC[C@H](NC(=O)[C@@H](NC(=O)[C@H](CCC2CCCCC2)NC(=O)[C@H](CC2=CN=CN2)NC(=O)[C@@H](NC(=O)C[H])[C@@H](C)CC)[C@@H](C)O)C(=O)N2CC([H])C[C@H]2C(=O)N[C@@H](C[H])C(=O)N[C@@H](CC(O)=O)C(=O)N[C@@H](CCCCCCCC)C(=O)N[C@@H](CC2=CNC3=CC=CC=C23)C(=O)N[C@@H](CC(O)=O)C(=O)N[C@@H](CC2=CNC3=CC=CC=C23)C(=O)N1)C(=O)N[C@H](CCCNC(N)=N)C(N)=O)C(=O)N[C@H](CCCNC(N)=N)C(N)=O)NC(=O)[C@@H](NC(=O)[C@H](CCC1CCCCC1)NC(=O)[C@H](CC1=CN=CN1)NC(=O)[C@@H](NC(=O)C[H])[C@@H](C)CC)[C@@H](C)O						
230	D; 5074.03	X5C-X13Lys_Ac	Thioether	---	PEG21DA; X14K; amide	SGF+; SIF+	AA+++
230	ac-I-H-Tba-T-C-P-A-D-Ogl-W-D-W-Lys_Ac-K-dR-am (SEQ ID NO:162)						
230	[H]C[C@@H]1NC(=O)[C@@H]2CC([H])CN2C(=O)[C@H](CSCC(=O)NCCCC[C@H](NC(=O)[C@H](CC2=CNC3=CC=CC=C23)NC(=O)[C@H](CC(O)=O)NC(=O)[C@H](CC2=CNC3=CC=CC=C23)NC(=O)[C@H](CCCCCCCC)NC(=O)[C@H](CC(O)=O)NC1=O)C(=O)N[C@@H](CCCCNC(=O)CCOCCOCCOCCOCCOCCOCCOCCOCCOCCOCCOCCOCCOCCOCCOCCOCCOCCOCCOCCOCCC(=O)NCCCC[C@H](NC(=O)[C@@H]1CCCCNC(=O)CSC[C@H](NC(=O)[C@@H](NC(=O)[C@H](CC(C)(C)C)NC(=O)[C@H](CC2=CN=CN2)NC(=O)[C@@H](NC(=O)C[H])[C@@H](C)CC)[C@@H](C)O)C(=O)N2CC([H])C[C@H]2C(=O)N[C@@H](C[H])C(=O)N[C@@H](CC(O)=O)C(=O)N[C@@H](CCCCCCCC)C(=O)N[C@@H](CC2=CNC3=CC=CC=C23)C(=O)N[C@@H](CC(O)=O)C(=O)N[C@@H](CC2=CNC3=CC=CC=C23)C(=O)N1)C(=O)N[C@H](CCCNC(N)=N)C(N)=O)C(=O)N[C@H](CCCNC(N)=N)C(N)=O)NC(=O)[C@@H](NC(=O)[C@H](CC(C)(C)C)NC(=O)[C@H](CC1=CN=CN1)NC(=O)[C@@H](NC(=O)C[H])[C@@H](C)CC)[C@@H](C)O						

FIGURE 1.67

C#	Monomer (M) or Dimer (D) & MW (Daltons)	Cyclization Positions	Cyclization Chemical Bond	Cyclization Linker	Dimerization: Linker, Position, Chemical Bond	Stability Assays (SGF; SIF)	IC50 HEK Blue IL-17assays (AA, AF, FF)
231	M; 1970.355	X9O3S-Xl3O3S	Carbon-carbon double	---	---	---	AA++++
231	ac-I-H-Ogl-T-I-P-A-D-O3S-W-D-W-O3S-K-dR-am (SEQ ID NO:163)						
231	[H]C[C@H](NC(=O)[C@@H]1CC([H])CN1C(=O)[C@@H](NC(=O)[C@@H](NC(=O)[C@H](CCCCCCCC)NC(=O)[C@H](CC1=CN=CN1)NC(=O)[C@@H](NC(=O)C[H])[C@@H](C)CC)[C@@H](C)O)[C@@H](C)CC)C(=O)N[C@@H](CC(O)=O)C(=O)N[C@@H]1CCC\C=C\CCC[C@H](NC(=O)[C@H](CC2=CNC3=CC=CC=C23)NC(=O)[C@H](CC(O)=O)NC(=O)[C@H](CC2=CNC3=CC=CC=C23)NC1=O)C(=O)N[C@@H](CCCCN[H])C(=O)N[C@H](CCCNC(N)=N)C(N)=O					
232	M; 2054.429	X9O3S-Xl3O3S	Carbon-carbon double	---	---	---	AA+++
232	ac-I-H-Ogl-T-Chg-P-A-Gla-O3S-W-D-W-O3S-K-dR-am (SEQ ID NO:164)						
232	[H]C[C@H](NC(=O)[C@@H]1CC([H])CN1C(=O)[C@@H](NC(=O)[C@@H](NC(=O)[C@H](CCCCCCCC)NC(=O)[C@H](CC1=CN=CN1)NC(=O)[C@@H](NC(=O)C[H])[C@@H](C)CC)[C@@H](C)O)C1CCCCC1)C(=O)N[C@@H](CC(C(O)=O)C(O)=O)C(=O)N[C@@H]1CCC\C=C\CCC[C@H](NC(=O)[C@H](CC2=CNC3=CC=CC=C23)NC(=O)[C@H](CC(O)=O)NC(=O)[C@H](CC2=CNC3=CC=CC=C23)NC1=O)C(=O)N[C@@H](CCCCN[H])					
233	M; 1976.311	X9O3S-Xl3O3S	Carbon-carbon double	---	---	---	AA+++
233	ac-I-T-Tba-T-Chg-P-A-Gla-O3S-W-D-W-O3S-K-dR-am (SEQ ID NO:165)						
233	[H]C[C@H](NC(=O)[C@@H]1CC([H])CN1C(=O)[C@@H](NC(=O)[C@H](CC(C)(C)C)NC(=O)[C@@H](NC(=O)[C@@H](NC(=O)C[H])[C@@H](C)CC)[C@@H](C)O)C1CCCCC1)C(=O)N[C@@H](CC(C(O)=O)C(O)=O)C(=O)N[C@@H]1CCC\C=C\CCC[C@H](NC(=O)[C@H](CC2=CNC3=CC=CC=C23)NC(=O)[C@H](CC(O)=O)NC(=O)[C@H](CC2=CNC3=CC=CC=C23)NC1=O)C(=O)N[C@@H](CCCCN[H])C(=O)N[C@H](CCCNC(N)=N)C(N)=O					
234	M; 2092.478	X9O3S-Xl3O3S	Carbon-carbon double	---	---	---	AA+++
234	ac-Chg-H-Tba-T-Chg-Oic-A-Gla-O3S-W-D-W-O3S-K-dR-am (SEQ ID NO:166)						
234	[H]C[C@H](NC(=O)[C@@H]1C[C@]2([H])CCCC[C@]2([H])N1C(=O)[C@@H](NC(=O)[C@@H](NC(=O)[C@H](CC(C)(C)C)NC(=O)[C@H](CC1=CN=CN1)NC(=O)[C@@H](NC(=O)C[H])C1CCCCC1)[C@@H](C)O)C1CCCCC1)C(=O)N[C@@H](CC(C(O)=O)C(O)=O)C(=O)N[C@@H]1CCC\C=C\CCC[C@H](NC(=O)[C@H](CC2=CNC3=CC=CC=C23)NC(=O)[C@H](CC(O)=O)NC(=O)[C@H](CC2=CNC3=CC=CC=C23)NC1=O)C(=O)N[C@@H](CCCCN[H])C(=O)N[C@H](CCCNC(N)=N)C(N)=O					
235	M; 2134.559	X9O3S-Xl3O3S	Carbon-carbon double	---	---	---	AA++++

FIGURE 1.68

C#	Monomer (M) or Dimer (D) & MW (Daltons)	Cyclization Positions	Cyclization Chemical Bond	Cyclization Linker	Dimerization: Linker, Position, Chemical Bond	Stability Assays (SGF; SIF)	IC50 HEK Blue IL-17assays (AA, AF, FF)
235	ac-Chg-H-Ogl-T-Chg-Oic-A-Gla-O3S-W-D-W-O3S-K-dR-am (SEQ ID NO:167)						
235	[H]C[C@H](NC(=O)[C@@H]1C[C@]2([H])CCCC[C@]2([H])N1C(=O)[C@@H](NC(=O)[C@@H](NC(=O)[C@H](CCCCCCCC)NC(=O)[C@H](CC1=CN=CN1)NC(=O)[C@@H](NC(=O)C[H])C1CCCCC1)[C@@H](C)O)C1CCCCC1)C(=O)N[C@@H](CC(C(O)=O)C(=O)N[C@H]1CCC\C=C\CCC[C@H](NC(=O)[C@H](CC2=CNC3=CC=CC=C23)NC(=O)[C@H](CC(O)=O)NC(=O)[C@H](CC2=CNC3=CC=CC=C23)NC1=O)C(=O)N[C@@H](CCCCCN[H])C(N)=N)C(N)=O	Disulfide	---	---	---	AA+++
236	M; 2122.58	X5Hhc-X13Hhc					
236	ac-I-H-Ogl-T-Hhc-P-A-Gla-Ogl-W-D-W-Hhc-K-dR-am (SEQ ID NO:168)						
236	[H]C[C@@H]1NC(=O)[C@@H]2CC([H])CN2C(=O)[C@H](CCCSSCCC[C@H](NC(=O)[C@H](CC2=CNC3=CC=CC=C23)NC(=O)[C@H](CC(C(O)=O)C(=O)N[C@@H](CCCCN[H])NC(=O)[C@@H](CC2=CNC3=CC=CC=C23)NC(=O)[C@H](CCCCCCCC)NC(=O)[C@H](CCCCCCCC)NC(=O)[C@H](CC1=CN=CN1)NC(=O)C[H])[C@@H](C)CC)[C@@H](C)O	Thioether	---	---	---	AA+
237	M; 2133.55	X5Lys_Ac-X13C					
237	ac-I-H-Ogl-T-Lys_Ac-P-A-Gla-Ogl-W-D-W-C-K-dR-am (SEQ ID NO:169)						
237	[H]C[C@@H]1NC(=O)[C@@H]2CC([H])CN2C(=O)[C@H](CCCCNC(=O)CSC[C@H](NC(=O)[C@H](CC2=CNC3=CC=CC=C23)NC(=O)[C@H](CC(O)=O)NC1=O)C(=O)N[C@@H](CCCN[H])C(=O)N[C@H](CC2=CNC3=CC=CC=C23)NC(=O)[C@H](CCCCCCCC)NC(=O)[C@H](CC(C(O)=O)C(O)=O)NC1=O)C(=O)N[C@@H](CCCCN[H])C(=O)N[C@H](CCCNC(N)=N)C(N)=O)NC(=O)[C@@H](NC(=O)[C@H](CC1=CN=CN1)NC(=O)[C@@H](NC(=O)C[H])[C@@H](C)CC)[C@@H](C)O	Thioether	---	---	---	AA+
238	M; 2117.5	X5Lys_Ac-X13C					
238	ac-Chg-H-Tba-T-Lys_Ac-P-A-Gla-Ogl-W-D-W-C-K-dR-am (SEQ ID NO:170)						
238	[H]C[C@@H]1NC(=O)[C@@H]2CC([H])CN2C(=O)[C@H](CCCCNC(=O)CSC[C@H](NC(=O)[C@H](CC2=CNC3=CC=CC=C23)NC(=O)[C@H](CC(O)=O)NC1=O)C(=O)N[C@@H](CCCCCCCC)NC(=O)[C@H](CC(C(O)=O)C(O)=O)NC1=O)C(=O)N[C@@H](CCCCN[H])C(=O)N[C@H](CCCNC(N)=N)C(N)=O)NC(=O)[C@@H](NC(=O)[C@H](CC(C)C)NC(=O)[C@H](CC1=CN=CN1)NC(=O)[C@@H](NC(=O)C[H])C1CCCCC1)[C@@H](C)O	Thioether	---	---	---	AA+++
239	M; 2159.58	X5Lys_Ac-X13C					
239	ac-Chg-H-Ogl-T-Lys_Ac-P-A-Gla-Ogl-W-D-W-C-K-dR-am (SEQ ID NO:171)						

FIGURE 1.69

C#	Monomer (M) or Dimer (D) & MW (Daltons)	Cyclization Positions	Cyclization Chemical Bond	Cyclization Linker	Dimerization: Linker, Position, Chemical Bond	Stability Assays (SGF; SIF)	IC50 HEK Blue IL-17assays (AA, AF, FF)
239	[H]C[C@@H]1NC(=O)[C@@H]2CC([H])CN2C(=O)[C@H](CCCCNC(=O)CSC[C@H](NC(=O)[C@H](CC2=CNC3=CC=CC=C23)NC(=O)[C@H](CC(O)=O)NC1=O)C(=O)N[C@@H](CCCN[H])C(=O)N[C@H](CCCNC(N)=N)C(N)=O)NC(=O)[C@@H](NC(=O)[C@H](CCCCCCCC)NC(=O)[C@H](CCC1=CN=CN1)NC(=O)[C@@H](NC(=O)C[H])C1CCCCC1)[C@@H](C)O					
240	D; 4751.84	X10C-X14C	Thioether	oXylene_Linker	PEG9DA; X16K; amide	---	AA+
240	ac-I-H-Tba-T-Chg-P-A-D-Ogl-C-D-W-I-C-dR-K-am (SEQ ID NO:172)						
240	[H]NC(N)=NCCC[C@@H](NC(=O)[C@@H]1CSCC2=C(CSC[C@H](NC(=O)[C@H](CCCCCCCC)NC(=O)[C@H](CC(O)=O)NC(=O)[C@H](C)NC(=O)[C@@H]3CCCN3C(=O)[C@@H](NC(=O)[C@@](NC(C)=O)[C@@H](C)CC)[C@@H](C)O[H])C3CCCCC3)C(=O)N[C@@H](CC3=CN([H])C4=C3C=CC=C4)C(=O)N[C@@](NC(=O)[C@@H](C)CC)C(=O)N1)C=CC=C2)C(=O)N[C@@H](CCCCNC(=O)CCOCCOCCOCCOCCOCCC[C@H](NC(=O)[C@@H](CCCN=C(N)N[H])NC(=O)[C@@H]1CSCC2=C(CSC[C@H](NC(=O)[C@H](CCCCCCCC)NC(=O)[C@H](CC(O)=O)NC(=O)[C@H](C)NC(=O)[C@@H]3CCCN3C(=O)[C@@H](NC(=O)[C@@](NC(C)=O)[C@@H](C)CC)[C@@H](C)O[H])C3CCCCC3)C(=O)N[C@@H](CC3=CN([H])C4=C3C=CC=C4)C(=O)N[C@@H](CC3=CN([H])C4=C3C=CC=C4)C(=O)N[C@@](NC(=O)[C@@H](C)CC)C(=O)N1)C=CC=C2)C(N)=O)C(N)=O					
241	D; 4559.41	X9C-X13C	Thioether	oXylene_Linker	PEG9DA; X14K; amide	---	AA+
241	ac-I-H-Tba-T-Chg-P-A-D-C-W-D-W-C-K-dR-am (SEQ ID NO:173)						
241	[H]NC(N)=NCCC[C@@H](NC(=O)[C@H](CCCCNC(=O)CCOCCOCCOCCOCCOCCC(=O)NCCCC[C@H](NC(=O)[C@@H]1CSCC2=C(CSC[C@H](NC(=O)[C@H](CC(O)=O)NC(=O)[C@H](NC(=O)[C@@](NC(=O)[C@H](CC3=CN([H])C=N3)NC(=O)[C@@H]3CCCN3C(=O)[C@@](NC(C)=O)[C@@H](C)CC)[C@@H](C)O[H])C3CCCCC3)C(=O)N[C@@H](CC3=CN([H])C4=C3C=CC=C4)C(=O)N1)C=CC=C2)C(=O)N[C@@H](CC3=CN([H])C4=C3C=CC=C4)C(=O)N[C@@H](CC3=CN([H])C4=C3C=C					
242	D; 4787.62	X9C-X13C	Thioether	oXylene_Linker	PEG9DA; X14K; amide	---	AA+
242	ac-I-H-Tba-T-Chg-P-A-D-C-W-D-W-C-N-dR-K-am (SEQ ID NO:174)						
242	[H]NC(=O)C[C@H](NC(=O)[C@@H]1CSCC2=C(CSC[C@H](NC(=O)[C@H](CC(O)=O)NC(=O)[C@H](C)NC(=O)[C@@H]3CCCN3C(=O)[C@@H](NC(=O)[C@@](NC(=O)[C@H](CC(C)C)NC(=O)[C@H](CC3=CN([H])C=N3)NC(=O)[C@@](NC(C)=O)[C@@H](C)CC)[C@@H](C)O[H])C3CCCCC3)C(=O)N[C@@H](CC3=CN([H])C4=C3C=CC=C4)C(=O)N[C@@H](CC3=CN([H])C4=C3C=C					

FIGURE 1.70

C#	Monomer (M) or Dimer (D) & MW (Daltons)	Cyclization Positions	Cyclization Chemical Bond	Cyclization Linker	Dimerization: Linker, Position, Chemical Bond	Stability Assays (SGF; SIF)	IC50 HEK Blue IL-17assays (AA, AF, FF)
	C=C4)C(=O)N1)C=CC=C2)C(=O)N[C@H](CCCN=C(N)N[H])C(=O)N[C@@H](CCCCNC(=O)CCOCCOCCOCCOCCOCCOCCOCCOCCOCCC(=O)NCCCC[C@H](NC(=O)[C@@H](CCCN=C(N)N[H])NC(=O)[C@H](CC(=O)N[H])NC(=O)[C@@H]1CSCC2=C(CSC[C@H](NC(=O)[C@H](CC(O)=O)NC(=O)[C@H](C)NC(=O)[C@@H]3CCCN3C(=O)[C@@H](NC(=O)[C@@]([H])(NC(=O)[C@H](CC(C)(C)C)NC(=O)[C@H](CC3=CN([H])C=N3)NC(=O)[C@@]([H])(NC(C)=O)[C@@H](C)CC)[C@@H](C)O[H])C3CCCCC3)C(=O)N[C@@H](CC3=CN([H])C4=C3C=CC=C4)C(=O)N[C@@H](CC(O)=O)C(=O)N[C@@H](CC3=CN([H])C4=C3C=CC=C4)C(=O)N1)C=CC=C2)C(N)=O)C(N)=O						
243	D; 4215.045	---	---	---	PEG9DA; X14K; amide	---	AA++++
243	ac-I-T-V-T-I-P-A-D-L-W-D-W-I-K-Lys_Dimethyl-am (SEQ ID NO:2)						
243	[H]O[C@H](C)[C@]([H])(NC(=O)[C@@H](NC(=O)[C@@]([H])(NC(=O)[C@@]([H])(NC(C)=O)[C@@H](C)CC)[C@@H](C)O[H])C(C)C)C(=O)N[C@@]([H])([C@@H](C)CC)C(=O)N1CCC[C@H]1C(=O)N[C@@H](C)C(=O)N[C@@H](CC(O)=O)C(=O)N[C@@H](CC(C)C)C(=O)N[C@@H](CC1=CN([H])C2=C1C=CC=C2)C(=O)N[C@@H](CC(O)=O)C(=O)N[C@@H](CC1=CN([H])C2=C1C=CC=C2)C(=O)N[C@@]([H])([C@@H](C)CC)C(=O)N[C@@H](CCCCNC(=O)CCOCCOCCOCCOCCOCCOCCOCCOCCOCCC(=O)NCCCC[C@H](NC(=O)[C@@]([H])(NC(=O)[C@H](CC1=CN([H])C2=C1C=CC=C2)NC(=O)[C@H](CC(O)=O)NC(=O)[C@H](CC1=CN([H])C2=C1C=CC=C2)NC(=O)[C@H](CC(C)C)NC(=O)[C@H](CC(O)=O)NC(=O)[C@H](C)NC(=O)[C@@H]1CCCN1C(=O)[C@@]([H])(NC(=O)[C@@]([H])(NC(=O)[C@@H](NC(=O)[C@@]([H])(NC(=O)[C@@]([H])(NC(C)=O)[C@@H](C)CC)[C@@H](C)O[H])C(C)C)[C@@H](C)O[H])[C@@H](C)CC)[C@@H](C)CC)C(=O)N([H])[C@@H](CCCCN(C)C)C(N)=O)C(=O)N([H])[C@@H](CCCCN(C)C)C(N)=O						
244	M; 1986.398	---	---	---	---	---	AA+++
244	ac-I-H-V-T-Chg-P-A-D-Ogl-W-D-W-I-K-dR-am (SEQ ID NO:175)						
244	[H]NCCCC[C@H](NC(=O)[C@@]([H])(NC(=O)[C@H](CC1=CN([H])C2=C1C=CC=C2)NC(=O)[C@H](CC(O)=O)NC(=O)[C@H](CC1=CN([H])C2=C1C=CC=C2)NC(=O)[C@H](CCCCCCCC)NC(=O)[C@H](CC(O)=O)NC(=O)[C@H](C)NC(=O)[C@@H]1CCCN1C(=O)[C@@H](NC(=O)[C@@]([H])(NC(=O)[C@@H](NC(=O)[C@H](CC1=CN([H])C=N1)NC(=O)[C@@]([H])(NC(C)=O)[C@@H](C)CC)C(C)C)[C@@H](C)O[H])C1CCCCC1)[C@@H](C)CC)C(=O)N[C@H](CCCN=C(N)N[H])C(N)=O						
245	M; 2026.463	---	---	---	---	---	AA++
245	ac-I-H-V-T-Chg-P-A-D-Ogl-W-D-W-Cha-K-dR-am (SEQ ID NO:176)						
245	[H]NCCCC[C@H](NC(=O)[C@H](CC1CCCCC1)NC(=O)[C@H](CC1=CN([H])C2=C1C=CC=C2)NC(=O)[C@H](CC(O)=O)NC(=O)[C@H](CC1=CN([H])C2=C1C=CC=C2)NC(=O)[C@H](CCCCCCCC)NC(=O)[C@H](CC(O)=O)NC(=O)[C@H](C)NC(=O)[C@@H]1CCCN1C(=O)[C@@H](NC(=O)[C@@]([H])(NC(=O)[C@@H](NC(=O)[C@H](CC1=CN([H])C=N1)NC(=O)[C@@]([H])(NC(C)=O)[C@@H](C)CC)C(C)C)[C@@H](C)O[H])C1CCCCC1)C(=O)N[C@H](CCCN=C(N)N[H])C(N)=O						
246	M; 2012.436	---	---	---	---	---	AA+
246	ac-I-H-V-T-Chg-Azetidinone-A-D-Ogl-W-D-W-Cha-K-dR-am (SEQ ID NO:177)						

FIGURE 1.71

C#	Monomer (M) or Dimer (D) & MW (Daltons)	Cyclization Positions	Cyclization Chemical Bond	Cyclization Linker	Dimerization: Linker, Position, Chemical Bond	Stability Assays (SGF; SIF)	IC50 HEK Blue IL-17assays (AA, AF, FF)
246	[H]NCCCC[C@H](NC(=O)[C@H](CC1CCCCC1)NC(=O)[C@H](CC1=CN([H])C2=C1C=CC=C2)NC(=O)[C@H](CC(O)=O)NC(=O)[C@H](CC1=CN([H])C2=C1C=CC=C2)NC(=O)[C@H](CCCCCCCC)NC(=O)[C@H](CC(O)=O)NC(=O)[C@H](C)NC(=O)[C@H]1CCN1C(=O)[C@@]([H])(NC(=O)[C@@H](NC(=O)[C@H](CC1=CN([H])C=N1)NC(=O)[C@@]([H])(NC(C)=O)[C@@H](C)CC)C(C)C)[C@@H](C)O[H])C1CCCCC1)C(=O)N[C@H](CCCN=C(N)N[H])C(N)=O	---	---	---	---	AA++
247	M; 2037.486						
247	ac-I-3Pal-V-T-Chg-P-A-D-Ogl-W-D-W-Cha-K-dR-am (SEQ ID NO:178)						
247	[H]NCCCC[C@H](NC(=O)[C@H](CC1CCCCC1)NC(=O)[C@H](CC1=CN([H])C2=C1C=CC=C2)NC(=O)[C@H](CC(O)=O)NC(=O)[C@H](CC1=CN([H])C2=C1C=CC=C2)NC(=O)[C@H](CCCCCCCC)NC(=O)[C@H](CC(O)=O)NC(=O)[C@H](C)NC(=O)[C@H]1CCCN1C(=O)[C@@H](NC(=O)[C@@]([H])(NC(=O)[C@@H](NC(=O)[C@H](CC1=CN=CC=C1)NC(=O)[C@@]([H]))(NC(C)=O)[C@@H](C)CC)C(C)C)[C@@H](C)O[H])C1CCCCC1)C(=O)N[C@H](CCCN=C(N)N[H])C(N)=O	---	---	---	---	AA++
248	M; 2561.158						
248	ac-I-H-V-T-I-Azetidinone-A-D-Ogl-W-Lys_1PEG2_1PEG2_IsoGlu_C12-W-I-K-dR-am (SEQ ID NO:179)						
248	[H]NCCCC[C@H](NC(=O)[C@@]([H])(NC(=O)[C@H](CC1=CN([H])C2=C1C=CC=C2)NC(=O)[C@H](CCCCNC(=O)COCCOCCNC(=O)COCCOCC NC(=O)CC[C@H](NC(=O)CCCCCCCCCCC)C(O)=O)NC(=O)[C@H](CC1=CN([H])C2=C1C=CC=C2)NC(=O)[C@H](CCCCCCCC)NC(=O)[C@H](C C(O)=O)NC(=O)[C@H](C)NC(=O)[C@@]([H])(NC(=O)[C@@]([H])(NC(=O)[C@@H](NC(=O)[C@H](CC1=CN([H])C= N1)NC(=O)[C@@]([H])(NC(C)=O)[C@@H](C)CC)C(C)C)[C@@H](C)O[H])[C@@H](C)CC)C(=O)N[C@@H](CCCN=C(N)N[H])C(N)=O	---	---	---	---	AA++
249	M; 2605.167						
249	ac-I-H-V-T-I-Azetidinone-Lys_1PEG2_1PEG2_IsoGlu_C12-D-Ogl-W-D-W-I-K-dR-am (SEQ ID NO:180)						
229	[H]NCCCC[C@H](NC(=O)[C@@]([H])(NC(=O)[C@H](CC1=CN([H])C2=C1C=CC=C2)NC(=O)[C@H](CC(O)=O)NC(=O)[C@H](CC1=CN([H])C2=C1C=CC=C2)NC(=O)[C@H](CCCCCCCC)NC(=O)[C@H](CCCCNC(=O)COCCOCCNC(=O)CC[C@H](NC(=O)CCCCCCCCCCC)C(O)=O)NC(=O)[C@H](CC(O)=O)NC(=O)[C@@]([H])(NC(=O)[C@@H]1CCN1C(=O)[C@@]([H])(NC(=O)[C@@H](NC(=O)[C@H](CC1=CN([H])C=N1)NC(=O)[C@@]([H])(NC(C)=O)[C@@H](C)CC)C(C)O[H])[C@@H](C)CC)C(=O)N[C@H](CCCN=C(N)N[H])C(N)=O	---	---	---	---	AA+++
250	M; 2539.104						
250	ac-I-Lys_1PEG2_1PEG2_IsoGlu_C12-V-T-I-Azetidinone-A-D-Ogl-W-D-W-I-K-dR-am (SEQ ID NO:181)						
250	[H]NCCCC[C@H](NC(=O)[C@@]([H])(NC(=O)[C@H](CC1=CN([H])C2=C1C=CC=C2)NC(=O)[C@H](CC(O)=O)NC(=O)[C@H](CC1=CN([H])C2=C1C=CC=C2)NC(=O)[C@H](CCCCCCCC)NC(=O)[C@H](CC(O)=O)NC(=O)[C@H](C)NC(=O)[C@@]([H])(NC(=O)[C@@H](NC(=O)[C@H](CCCCNC(=O)COCCOCCNC(=O)CC[C@H](NC(=O)CCCCCCCCCCC)C(O)=O)NC(=O)[C@@]([H])(NC(C)=O)[C@@H](C)CC)C(C)C)[C@@H](C)O[H])[C@@H](C)CC)C(=O)N[C@H](CCCN=C(N)N[H])C(N)=O	---	---	---	---	AA+++

FIGURE 1.72

C#	Monomer (M) or Dimer (D) & MW (Daltons)	Cyclization Positions	Cyclization Chemical Bond	Cyclization Linker	Dimerization: Linker, Position, Chemical Bond	Stability Assays (SGF; SIF)	IC50 HEK Blue IL-17assays (AA, AF, FF)
251	M; 2563.086	---	---	---	---	---	AA+++
251	ac-Lys_1PEG2_1PEG2_IsoGlu_C12-H-V-T-I-Azetidinone-A-D-Ogl-W-D-W-I-K-dR-am (SEQ ID NO:182)						
251	[H]NCCCC[C@H](NC(=O)[C@@]([H])(NC(=O)[C@H](CC1=CN([H])C2=C1C=CC=C2)NC(=O)[C@H](CC(O)=O)NC(=O)[C@H](CCCCCCCC)NC(=O)[C@H](CC(O)=O)NC(=O)[C@H](CC1=CN([H])C=N1)NC(=O)[C@H](CCCCNC(=O)COCCOCCNC(=O)CC[C@H](NC(=O)CCCCCCCCCCC)C(O)=O)NC(C)C)C(C)C)[C@@H](C)O[H])[C@@H](C)CC)C(=O)N[C@H](CCCN=C(N)N[H])C(N)=O	---	---	---	AA+++
252	M; 2603.151	---	---	---	---	---	AA+++
252	ac-Lys_1PEG2_1PEG2_IsoGlu_C12-H-V-T-I-Azetidinone-A-D-Ogl-W-D-W-Cha-K-dR-am (SEQ ID NO:183)						
252	[H]NCCCC[C@H](NC(=O)[C@H](CC1CCCCC1)NC(=O)[C@H](CC1=CN([H])C2=C1C=CC=C2)NC(=O)[C@H](CC(O)=O)NC(=O)[C@H](CC1=CN([H])C2=C1C=CC=C2)NC(=O)[C@H](CCCCCCCC)NC(=O)[C@H](CC(O)=O)NC(=O)[C@H](CC1=CN([H])C=N1)NC(=O)[C@H](CCCCNC(=O)COCCOCCNC(=O)CC[C@H](NC(=O)CCCCCCCCCC)C(O)=O)NC(C)=O)C(C)C)[C@@H](C)O[H])[C@@H](C)CC)C(=O)N[C@H](CCCN=C(N)N[H])C(N)=O	---	---	---	AA+++
253	M; 2631.205	---	---	---	---	---	AA+++
253	ac-Lys_1PEG2_1PEG2_IsoGlu_C12-H-Tba-T-I-Azetidinone-A-D-Ogl-W-D-W-Cha-K-dR-am (SEQ ID NO:184)						
253	[H]NCCCC[C@H](NC(=O)[C@H](CC1CCCCC1)NC(=O)[C@H](CC1=CN([H])C2=C1C=CC=C2)NC(=O)[C@H](CC(O)=O)NC(=O)[C@H](CC1=CN([H])C2=C1C=CC=C2)NC(=O)[C@H](CCCCCCCC)NC(=O)[C@H](C)NC(=O)[C@@H]1CCN1C(=O)[C@@]([H])(NC(=O)[C@@]([H])(NC(=O)[C@H](CC(C)C)NC(=O)[C@H](CC1=CN([H])C=N1)NC(=O)[C@H](CCCCNC(=O)COCCOCCNC(=O)CC[C@H](NC(=O)CCCCCCCCCC)C(O)=O)NC(C)=O)C(O)=O)[C@H](C)CC)C(=O)N[C@H](CCCN=C(N)N[H])C(N)=O	---	---	---	AA+++
254	D; 3952.67	---	---	---	EButene_Linker; X3C; Thioether	SGF+; SIF++++	AA+
254	ac-I-H-C-T-I-P-A-D-Ogl-W-D-W-I-N-dR-am (SEQ ID NO:185)						
254	[H][C@](NC(=O)[C@H](CSC\C=C\CSC[C@H](NC(=O)[C@H](CC1=CNC=N1)NC(=O)[C@@]([H])(NC(C)=O)[C@@H](C)CC)C(=O)N[C@@]([H])([C@@H](C)CC)C(=O)N[C@@]([H])([C@@H](C)CC)C(=O)N1CCC[C@H]1C(=O)N[C@@H](C)C(=O)N[C@@H](CC(O)=O)C(=O)N[C@@H](CCCCCCCC)C(=O)N[C@@H](CC1=CNC2=C1C=CC=C2)C(=O)N[C@@H](CC1=CNC2=C1C=CC=C2)C(=O)N[C@@H](CCCNC(N)=N)C(N)=O)C(=O)N[C@@]([H])([C@@H](C)CC)C(=O)N[C@@H](CCCCNC(=O)COCCOCCNC(=O)CC[C@H](NC(=O)CCCCCCCCCC)C(O)=O)NC(C)=O)C(C)C)[C@@H](C)O[H])[C@@H](CCCN=C(N)N[H])C(N)=O	---	---	---	SGF+; SIF+	AA+

FIGURE 1.73

C#	Monomer (M) or Dimer (D) & MW (Daltons)	Cyclization Positions	Cyclization Chemical Bond	Cyclization Linker	Dimerization: Linker, Position, Chemical Bond	Stability Assays (SGF; SIF)	IC50 HEK Blue IL-17assays (AA, AF, FF)
255	ac-I-Hse-cyclopropyl_Ala-T-Hhc-P-A-Gla-Ogl-W-D-W-Hhc-K-dR-am (SEQ ID NO:186)						
255	[H]NCCCC[C@H](NC(=O)[C@@H]1CCCSSCCC[C@H](NC(=O)[C@@]([H])(NC(=O)[C@H](CC2CC2)NC(=O)[C@H](CCO)NC(=O)[C@@]([H])(NC(C)=O)[C@@H](C)CC)[C@@H](C)O)C(=O)N2CCC[C@H]2C(=O)N[C@@H](C)C(=O)N[C@@H](CC(C(O)=O)C(=O)N[C@@H](CCCCCCCC)C(=O)N[C@@H](CC2=CNC3=C2C=CC=C3)C(=O)N[C@@H](CC(O)=O)C(=O)N[C@@H](CC2=CNC3=C2C=CC=C3)C(=O)N1)C(O)=O)C(=O)N[C@H](CCCNC(N)=N)C(N)=O						
256	D; 5064.01	X5Hhc-X13Hhc	Disulfide	---	PEG21DA; X14K; amide	SGF+; SIF+	AA+++++
256	ac-I-Hse-cyclopropyl_Ala-T-Hhc-P-A-Gla-Ogl-W-D-W-Hhc-K-dR-am (SEQ ID NO:186)						
256	[H][C@](NC(=O)[C@H](CC1CC1)NC(=O)[C@H](CCO)NC(=O)[C@@]([H])(NC(C)=O)[C@@H](C)CC)([C@@H](C)O)C(=O)N[C@H]1CCCSSCCC[C@H](NC(=O)[C@H](CC2=CNC3=C2C=CC=C3)NC(=O)[C@H](CC(O)=O)NC(=O)[C@H](CC2=CNC3=C2C=CC=C3)NC(=O)[C@H](CCCCCCCC)NC(=O)C(C[C@H](NC(=O)[C@H](C)NC(=O)[C@@H]2CCCN2C1=O)C(O)=O)C(O)=O)C(=O)N[C@@H](CCCCNC(=O)CCOCCOCCOCCOCCOCCOCCOCCOCCOCCOCCOCCOCCOCCOCCOCCOCCOCCOCCOCCOCCOCCCC(=O)NCCCC[C@H](NC(=O)[C@@H]1CCCSSCCC[C@H](NC(=O)[C@@]([H])(NC(=O)[C@H](CC2CC2)NC(=O)[C@H](CCO)NC(=O)[C@@]([H])(NC(C)=O)[C@@H](C)CC)[C@@H](C)O)C(=O)N2CCC[C@H]2C(=O)N[C@@H](C)C(=O)N[C@@H](CC(C(O)=O)C(=O)N[C@@H](CCCCCCCC)C(=O)N[C@@H](CC2=CNC3=C2C=CC=C3)C(=O)N[C@@H](CC(O)=O)C(=O)N[C@@H](CC2=CNC3=C2C=CC=C3)C(=O)N1)C(O)=O)C(=O)N[C@H](CCCNC(N)=N)C(N)=O)C(=O)N[C@H](CCCNC(N)=N)C(N)=O						
257	D; 4947.881	X9O3S-X13OS3	Carbon-carbon double	---	PEG21DA; X14K; amide	SGF+; SIF+	AA++++
257	ac-I-H-Ogl-T-I-P-A-D-O3S-W-D-W-O3S-K-dR-am (SEQ ID NO:163)						
257	[H]C[C@H](NC(=O)[C@@H]1CC([H])CN1C(=O)[C@@H](NC(=O)[C@@H](NC(=O)[C@H](CCCCCCCC)NC(=O)[C@H](CC1=CN=CN1)NC(=O)[C@@H](NC(=O)C[H])[C@@H](C)CC)[C@@H](C)O)[C@@H](C)CC)C(=O)N[C@@H](CC(O)=O)C(=O)N[C@H]1CCC\C=C\CCC[C@H](NC(=O)[C@H](CC2=CNC3=CC=CC=C23)NC(=O)[C@H](CC(O)=O)NC(=O)[C@H](CC2=CNC3=CC=CC=C23)NC1=O)C(=O)N[C@@H](CCCCNC(=O)CCOCCOCCOCCOCCOCCOCCOCCOCCOCCOCCOCCOCCOCCOCCOCCOCCOCCOCCOCCOCCOCCOCCOCCCC(=O)NCCCC[C@H](NC(=O)[C@@H]1CCC\C=C\CCC[C@H](NC(=O)[C@H](CC(O)=O)NC(=O)[C@H](C[H])NC(=O)[C@@H]2CC([H])CN2C(=O)[C@@H](NC(=O)[C@@H](NC(=O)[C@H](CCCCCCCC)NC(=O)[C@H](CC2=CN=CN2)NC(=O)[C@@H](NC(=O)C[H])[C@@H](C)CC)[C@@H](C)O)[C@@H](C)CC)C(=O)N[C@@H](CC2=CNC3=CC=CC=C23)C(=O)N[C@@H](CC(O)=O)C(=O)N[C@@H](CC2=CNC3=CC=CC=C23)C(=O)N1)C(=O)N[C@H](CCCNC(N)=N)C(N)=O)C(=O)N[C@H](CCCNC(N)=N)C(N)=O						
258	D; 5116.029	X9O3S-X13OS3	Carbon-carbon double	---	PEG21DA; X14K; amide	SGF+; SIF++++	AA++++
258	ac-I-H-Ogl-T-Chg-P-A-Gla-O3S-W-D-W-O3S-K-dR-am (SEQ ID NO:164)						
258	[H]C[C@H](NC(=O)[C@@H]1CC([H])CN1C(=O)[C@@H](NC(=O)[C@@H](NC(=O)[C@H](CCCCCCCC)NC(=O)[C@H](CC1=CN=CN1)NC(=O)[C@@H](NC(=O)C[H])[C@@H](C)CC)[C@@H](C)O)C1CCCCC1)C(=O)N[C@@H](CC(C(O)=O)C(O)=O)C(=O)N[C@H]1CCC\C=C\CCC[C@H](N						

FIGURE 1.74

C#	Monomer (M) or Dimer (D) & MW (Daltons)	Cyclization Positions	Cyclization Chemical Bond	Cyclization Linker	Dimerization: Linker, Position, Chemical Bond	Stability Assays (SGF; SIF)	IC50 HEK Blue IL-17assays (AA, AF, FF)
	C(=O)[C@H](CC2=CNC3=CC=CC=C23)NC(=O)[C@H](CC(O)=O)NC(=O)[C@H](CC2=CNC3=CC=CC=C23)NC1=O)C(=O)N[C@@H](CCCCNC(=O)CCOCCOCCOCCOCCOCCOCCOCCOCCOCCOCCOCCOCCOCCOCCOCCOCCOCCOCCOCCOCCOCCC(=O)NCCCC[C@H](NC(=O)[C@@H]1CCC\C=C\CCC[C@H](NC(=O)[C@H](CC(C(O)=O)C(O)=O)NC(=O)[C@H](C[H])NC(=O)[C@@H]2CC([H])CN2C(=O)[C@@H](NC(=O)[C@@H](NC(=O)[C@H](CCCCCCCC)NC(=O)[C@H](CC2=CN=CN2)NC(=O)[C@@H](NC(=O)C[H])[C@@H](C)CC)[C@@H](C)O)C2CCCCC2)C(=O)N[C@@H](CC2=CNC3=CC=CC=C23)C(=O)N[C@@H](CC(O)=O)C(=O)N[C@@H](CC2=CNC3=CC=CC=C23)C(=O)N1)C(=O)N[C@H](CCCNC(N)=N)C(N)=O)C(=O)N[C@H](CCCNC(N)=N)C(N)=O						
259	D; 4959.793	X9O3S-X13OS3	Carbon-carbon double	---	PEG21DA; X14K; amide	SGF++; SIF++++	AA++++; AF++++
259	ac-I-T-Tba-T-Chg-P-A-Gla-O3S-W-D-W-O3S-K-dR-am (SEQ ID NO:165)						
259	[H]C[C@H](NC(=O)[C@@H]1CC([H])CN1C(=O)[C@@H](NC(=O)[C@@H](NC(=O)[C@H](CC(C)(C)C)NC(=O)[C@@H](NC(=O)[C@@H](NC(=O)C[H])[C@@H](C)CC)[C@@H](C)O)[C@@H](C)O)C1CCCCC1)C(=O)N[C@@H](CC(C(O)=O)C(O)=O)C(=O)N[C@H]1CCC\C=C\CCC[C@H](NC(=O)[C@H](CC2=CNC3=CC=CC=C23)NC(=O)[C@H](CC(O)=O)NC(=O)[C@H](CC2=CNC3=CC=CC=C23)NC1=O)C(=O)N[C@@H](CCCCNC(=O)CCOCCOCCOCCOCCOCCOCCOCCOCCOCCOCCOCCOCCOCCOCCOCCOCCOCCOCCOCCOCCOCCC(=O)NCCCC[C@H](NC(=O)[C@@H]1CCC\C=C\CCC[C@H](NC(=O)[C@H](CC(C(O)=O)C(O)=O)NC(=O)[C@H](C[H])NC(=O)[C@@H]2CC([H])CN2C(=O)[C@@H](NC(=O)[C@@H](NC(=O)[C@H](CC(C)(C)C)NC(=O)[C@@H](NC(=O)[C@@H](NC(=O)C[H])[C@@H](C)CC)[C@@H](C)O)[C@@H](C)O)C2CCCCC2)C(=O)N[C@@H](CC2=CNC3=CC=CC=C23)C(=O)N[C@@H](CC(O)=O)C(=O)N[C@@H](CC2=CNC3=CC=CC=C23)C(=O)N1)C(=O)N[C@H](CCCNC(N)=N)C(N)=O)C(=O)N[C@H](CCCNC(N)=N)C(N)=O						
260	D; 5192.127	X9O3S-X13OS3	Carbon-carbon double	---	PEG21DA; X14K; amide	SGF++; SIF++++	AA++++; AF++++
260	ac-Chg-H-Tba-T-Chg-Oic-A-Gla-O3S-W-D-W-O3S-dR-am (SEQ ID NO:187)						
260	[H]C[C@H](NC(=O)[C@@H]1C[C@]2([H])CCCC[C@]2([H])N1C(=O)[C@@H](NC(=O)[C@@H](NC(=O)[C@H](CC(C)(C)C)NC(=O)[C@H](CC1=CN=CN1)NC(=O)[C@@H](NC(=O)C[H])C1CCCCC1)[C@@H](C)O)C1CCCCC1)C(=O)N[C@@H](CC(C(O)=O)C(O)=O)C(=O)N[C@H]1CCC\C=C\CCC[C@H](NC(=O)[C@H](CC2=CNC3=CC=CC=C23)NC(=O)[C@H](CC(O)=O)NC(=O)[C@H](CC2=CNC3=CC=CC=C23)NC1=O)C(=O)N[C@@H](CCCCNC(=O)CCOCCOCCOCCOCCOCCOCCOCCOCCOCCOCCOCCOCCOCCOCCOCCOCCOCCOCCOCCOCCOCCC(=O)NCCCC[C@H](NC(=O)[C@@H]1CCC\C=C\CCC[C@H](NC(=O)[C@H](CC(C(O)=O)C(O)=O)NC(=O)[C@H](C[H])NC(=O)[C@@H]2C[C@]3([H])CCCC[C@]3([H])N2C(=O)[C@@H](NC(=O)[C@@H](NC(=O)[C@H](CC(C)(C)C)NC(=O)[C@H](CC2=CN=CN2)NC(=O)[C@@H](NC(=O)C[H])C2CCCCC2)[C@@H](C)O)C2CCCCC2)C(=O)N[C@@H](CC2=CNC3=CC=CC=C23)C(=O)N[C@@H](CC(O)=O)C(=O)N[C@@H](CC2=CNC3=CC=CC=C23)C(=O)N1)C(=O)N[C@H](CCCNC(N)=N)C(N)=O)C(=O)N[C@H](CCCNC(N)=N)C(N)=O						
261	D; 5276.289	X9O3S-X13OS3	Carbon-carbon double	---	PEG21DA; X14K; amide	SGF+; SIF+	AA++; AF+++
261	ac-Chg-H-Ogl-T-Chg-Oic-A-Gla-O3S-W-D-W-O3S-K-dR-am (SEQ ID NO:167)						

FIGURE 1.75

C#	Monomer (M) or Dimer (D) & MW (Daltons)	Cyclization Positions	Cyclization Chemical Bond	Cyclization Linker	Dimerization: Linker, Position, Chemical Bond	Stability Assays (SGF; SIF)	IC50 HEK Blue IL-17assays (AA, AF, FF)
261	[H]C[C@H](NC(=O)[C@@H]1C[C@]2([H])CCCC[C@]2([H])N1C(=O)[C@@H](NC(=O)[C@@H](NC(=O)[C@H](CCCCCCCC)NC(=O)[C@H](CC1=CN=CN1)NC(=O)[C@@H](NC(=O)C[H])C1CCCCC1)[C@@H](C)O)C1CCCCC1)C(=O)N[C@@H](CC(C(O)=O)C(O)=O)C(=O)N[C@H]1CCC\C=C\CCC[C@H](NC(=O)[C@H](CC2=CNC3=CC=CC=C23)NC(=O)[C@H](CC(O)=O)NC(=O)[C@H](CC2=CNC3=CC=CC=C23)NC1=O)C(=O)N[C@@H](CCCCNC(=O)CCOCCOCCOCCOCCOCCOCCOCCOCCOCCOCCOCCOCCOCCOCCOCCOCCOCCOCCOCCOCCOCCOCCOCCOCCOCCC(=O)NCCCC[C@H](NC(=O)[C@@H]1CCC\C=C\CCC[C@H](NC(=O)[C@H](CC(C(O)=O)C(O)=O)NC(=O)[C@H](C[H])NC(=O)[C@@H]2C[C@]3([H])CCCC[C@]3([H])N2C(=O)[C@@H](NC(=O)[C@@H](NC(=O)[C@H](CCCCCCCC)NC(=O)[C@H](CC2=CN=CN2)NC(=O)[C@@H](NC(=O)C[H])C2CCCCC2)[C@@H](C)O)C2CCCCC2)C(=O)N[C@@H](CC2=CNC3=CC=CC=C23)C(=O)N[C@@H](CC(O)=O)C(=O)N[C@@H](CC2=CNC3=CC=CC=C23)C(=O)N1)C(=O)N[C@H](CCCNC(N)=N)C(N)=O)C(=O)N[C@H](CCCNC(N)=N)C(N)=O						
262	D; 5252.33	X5Hhc-X13Hhc	Disulfide	---	PEG21DA; X14K; amide	SGF++; SIF++++	AA++++
262	ac-I-H-Ogl-T-Hhc-P-A-Gla-Ogl-W-D-W-Hhc-K-dR-am (SEQ ID NO:168)						
262	[H]C[C@@H]1NC(=O)[C@@H]2CC([H])CN2C(=O)[C@H](CCCSSCCC[C@H](NC(=O)[C@H](CC2=CNC3=CC=CC=C23)NC(=O)[C@H](CC(O)=O)NC(=O)[C@H](CC2=CNC3=CC=CC=C23)NC(=O)[C@H](CCCCCCCC)NC(=O)[C@H](CC(C(O)=O)C(O)=O)NC1=O)C(=O)N[C@@H](CCCCNC(=O)CCOCCOCCOCCOCCOCCOCCOCCOCCOCCOCCOCCOCCOCCOCCOCCOCCOCCOCCOCCOCCOCCOCCOCCC(=O)NCCCC[C@H](NC(=O)[C@@H]1CCCSSCCC[C@H](NC(=O)[C@@H](NC(=O)[C@H](CCCCCCCC)NC(=O)[C@H](CC2=CN=CN2)NC(=O)[C@@H](NC(=O)C[H])[C@@H](C)CC)[C@@H](C)O)C(=O)N2CC([H])C[C@H]2C(=O)N[C@@H](C[H])C(=O)N[C@@H](CC(C(O)=O)C(O)=O)C(=O)N[C@@H](CCCCCCCC)C(=O)N[C@@H](CC2=CNC3=CC=CC=C23)C(=O)N[C@@H](CC(O)=O)C(=O)N[C@@H](CC2=CNC3=CC=CC=C23)C(=O)N1)C(=O)N[C@H](CCCNC(N)=N)C(N)=O)C(=O)N[C@H](CCCNC(N)=N)C(N)=O)NC(=O)[C@@H](NC(=O)[C@H](CCCCCCCC)NC(=O)[C@H](CC1=CN=CN1)NC(=O)[C@@H](NC(=O)C[H])[C@@H](C)CC)[C@@H](C)O						
263	D; 5274.26	X5Lys_Ac-X13C	Thioether	---	PEG21DA; X14K; amide	SGF+; SIF+	AA++++
263	ac-I-H-Ogl-T-Lys_Ac-P-A-Gla-Ogl-W-D-W-C-K-dR-am (SEQ ID NO:169)						
263	[H]C[C@@H]1NC(=O)[C@@H]2CC([H])CN2C(=O)[C@H](CCCCNC(=O)CSC[C@H](NC(=O)[C@H](CC2=CNC3=CC=CC=C23)NC(=O)[C@H](CC(O)=O)NC(=O)[C@H](CC2=CNC3=CC=CC=C23)NC(=O)[C@H](CCCCCCCC)NC(=O)[C@H](CC(C(O)=O)C(O)=O)NC1=O)C(=O)N[C@@H](CCCCNC(=O)CCOCCOCCOCCOCCOCCOCCOCCOCCOCCOCCOCCOCCOCCOCCOCCOCCOCCOCCOCCOCCOCCOCCOCCC(=O)NCCCC[C@H](NC(=O)[C@@H]1CSCC(=O)NCCCC[C@H](NC(=O)[C@@H](NC(=O)[C@H](CCCCCCCC)NC(=O)[C@H](CC2=CN=CN2)NC(=O)[C@@H](NC(=O)C[H])[C@@H](C)CC)[C@@H](C)O)C(=O)N2CC([H])C[C@H]2C(=O)N[C@@H](C[H])C(=O)N[C@@H](CC(C(O)=O)C(O)=O)C(=O)N[C@@H](CCCCCCCC)C(=O)N[C@@H](CC2=CNC3=CC=CC=C23)C(=O)N[C@@H](CC(O)=O)C(=O)N[C@@H](CC2=CNC3=CC=CC=C23)C(=O)N1)C(=O)N[C@H](CCCNC(N)=N)C(N)=O)C(=O)N[C@H](CCCNC(N)=N)C(N)=O)NC(=O)[C@@H](NC(=O)[C@H](CCCCCCCC)NC(=O)[C@H](CC1=CN=CN1)NC(=O)[C@@H](NC(=O)C[H])[C@@H](C)CC)[C@@H](C)O						
264	D; 5242.18	X5Lys_Ac-X13C	Thioether	---	PEG21DA; X14K; amide	SGF+; SIF+	AA++++

FIGURE 1.76

C#	Monomer (M) or Dimer (D) & MW (Daltons)	Cyclization Positions	Cyclization Chemical Bond	Cyclization Linker	Dimerization: Linker, Position, Chemical Bond	Stability Assays (SGF; SIF)	IC50 HEK Blue IL-17assays (AA, AF, FF)
264	ac-Chg-H-Tba-T-Lys_Ac-P-A-Gla-Ogl-W-D-W-C-K-dR-am (SEQ ID NO:170)						
264	[H]C[C@@H]1NC(=O)[C@@H]2CC([H])CN2C(=O)[C@H](CCCCNC(=O)CSC[C@H](NC(=O)[C@H](CC2=CNC3=CC=CC=C23)NC(=O)[C@H](CC(O)=O)NC(=O)[C@H](CC2=CNC3=CC=CC=C23)NC(=O)[C@H](CCCCCCCC)NC(=O)[C@H](CC(C(O)=O)C(O)=O)NC1=O)C(=O)N[C@@H](CCCCNC(=O)CCOCCOCCOCCOCCOCCOCCOCCOCCOCCOCCOCCOCCOCCOCCOCCOCCOCCOCCOCCOCCOCCOCCOCCC(=O)NCCCC[C@H](NC(=O)[C@@H]1CSCC(=O)NCCCC[C@H](NC(=O)[C@@H](NC(=O)[C@H](CC(C)(C)C)NC(=O)[C@H](CC2=CN=CN2)NC(=O)[C@@H](NC(=O)C[H])C2CCCCC2)[C@@H](C)O)C(=O)N2CC([H])C[C@H]2C(=O)N[C@@H](C[H])C(=O)N[C@@H](CC(C(O)=O)C(O)=O)C(=O)N[C@@H](CCCCCCCC)C(=O)N[C@@H](CC2=CNC3=CC=CC=C23)C(=O)N[C@@H](CC(O)=O)C(=O)N[C@@H](CC2=CNC3=CC=CC=C23)C(=O)N1)C(=O)N[C@H](CCCNC(N)=N)C(N)=O)C(=O)N[C@H](CCCNC(N)=N)C(N)=O)NC(=O)[C@@H](NC(=O)[C@H](CC(C)(C)C)NC(=O)[C@H](CC1=CN=CN1)NC(=O)[C@@H](NC(=O)C[H])C1CCCCC1)[C@@H](C)O						
265	D; 5326.34	X5Lys_Ac-X13C	Thioether	---	PEG21DA; X14K; amide	SGF+; SIF+	AA++++
265	ac-Chg-H-Ogl-T-Lys_Ac-P-A-Gla-Ogl-W-D-W-C-K-dR-am (SEQ ID NO:171)						
265	[H]C[C@@H]1NC(=O)[C@@H]2CC([H])CN2C(=O)[C@H](CCCCNC(=O)CSC[C@H](NC(=O)[C@H](CC2=CNC3=CC=CC=C23)NC(=O)[C@H](CC(O)=O)NC(=O)[C@H](CC2=CNC3=CC=CC=C23)NC(=O)[C@H](CCCCCCCC)NC(=O)[C@H](CC(C(O)=O)C(O)=O)NC1=O)C(=O)N[C@@H](CCCCNC(=O)CCOCCOCCOCCOCCOCCOCCOCCOCCOCCOCCOCCOCCOCCOCCOCCOCCOCCOCCOCCOCCOCCOCCOCCC(=O)NCCCC[C@H](NC(=O)[C@@H]1CSCC(=O)NCCCC[C@H](NC(=O)[C@@H](NC(=O)[C@H](CCCCCCCC)NC(=O)[C@H](CC2=CN=CN2)NC(=O)[C@@H](NC(=O)C[H])C2CCCCC2)[C@@H](C)O)C(=O)N2CC([H])C[C@H]2C(=O)N[C@@H](C[H])C(=O)N[C@@H](CC(C(O)=O)C(O)=O)C(=O)N[C@@H](CCCCCCCC)C(=O)N[C@@H](CC2=CNC3=CC=CC=C23)C(=O)N[C@@H](CC(O)=O)C(=O)N[C@@H](CC2=CNC3=CC=CC=C23)C(=O)N1)C(=O)N[C@H](CCCNC(N)=N)C(N)=O)C(=O)N[C@H](CCCNC(N)=N)C(N)=O)NC(=O)[C@@H](NC(=O)[C@H](CCCCCCCC)NC(=O)[C@H](CC1=CN=CN1)NC(=O)[C@@H](NC(=O)C[H])C1CCCCC1)[C@@H](C)O						
266	D; 5218.16	X5Hcy-X13 Lys_Ac	Thioether	---	PEG21DA; X14K; amide	SGF+; SIF+	AA++++
266	ac-I-H-Tba-T-Hcy-P-A-Gla-Ogl-W-D-W-Lys_Ac-K-dR-am (SEQ ID NO:188)						
266	[H]C[C@@H]1NC(=O)[C@@H]2CC([H])CN2C(=O)[C@H](CCSCC(=O)NCCCC[C@H](NC(=O)[C@H](CC2=CNC3=CC=CC=C23)NC(=O)[C@H](CC(O)=O)NC(=O)[C@H](CC2=CNC3=CC=CC=C23)NC(=O)[C@H](CCCCCCCC)NC(=O)[C@H](CC(C(O)=O)C(O)=O)NC1=O)C(=O)N[C@@H](CCCCNC(=O)CCOCCOCCOCCOCCOCCOCCOCCOCCOCCOCCOCCOCCOCCOCCOCCOCCOCCOCCOCCOCCOCCOCCOCCC(=O)NCCCC[C@H](NC(=O)[C@@H]1CCCCNC(=O)CSCC[C@H](NC(=O)[C@@H](NC(=O)[C@H](CC(C)(C)C)NC(=O)[C@H](CC2=CN=CN2)NC(=O)[C@@H](NC(=O)C[H])[C@@H](C)CC)[C@@H](C)O)C(=O)N2CC([H])C[C@H]2C(=O)N[C@@H](C[H])C(=O)N[C@@H](CC(C(O)=O)C(O)=O)C(=O)N[C@@H](CCCCCCCC)C(=O)N[C@@H](CC2=CNC3=CC=CC=C23)C(=O)N[C@@H](CC(O)=O)C(=O)N[C@@H](CC2=CNC3=CC=CC=C23)C(=O)N1)C(=O)N[C@H](CCCNC(N)=N)C(N)=O)C(=O)N[C@H](CCCNC(N)=N)C(N)=O)NC(=O)[C@@H](NC(=O)[C@H](CC(C)(C)C)NC(=O)[C@H](CC1=CN=CN1)NC(=O)[C@@H](NC(=O)C[H])[C@@H](C)CC)[C@@H](C)O						

FIGURE 1.77

C#	Monomer (M) or Dimer (D) & MW (Daltons)	Cyclization Positions	Cyclization Chemical Bond	Cyclization Linker	Dimerization: Linker, Position, Chemical Bond	Stability Assays (SGF; SIF)	IC50 HEK Blue IL-17assays (AA, AF, FF)
267	D; 5342.3	X5Lys_Ac-X13C	Thioether	---	PEG21DA; X14K; amide	SGF+; SIF+	AA++++
267	ac-I-H-Phe_4tBu-T-Lys_Ac-P-A-Gla-Ogl-W-D-W-C-K-dR-am (SEQ ID NO:189)						
267	[H]C[C@@H]1NC(=O)[C@@H]2CC([H])CN2C(=O)[C@H](CCCCNC(=O)CSC[C@H](NC(=O)[C@H](CC2=CNC3=CC=CC=C23)NC(=O)[C@H](CC(O)=O)NC(=O)[C@H](CC2=CNC3=CC=CC=C23)NC(=O)[C@H](CCCCCCCC)NC(=O)[C@H](CC(C(O)=O)C(O)=O)NC1=O)C(=O)N[C@@H](CCCCNC(=O)CCOCCOCCOCCOCCOCCOCCOCCOCCOCCOCCOCCOCCOCCOCCOCCOCCOCCOCCOCCOCCOCCC(=O)NCCCC[C@H](NC(=O)[C@@H]1CSCC(=O)NCCCC[C@H](NC(=O)[C@@H](NC(=O)[C@H](CC2=CC=C(C=C2)C(C)(C)C)NC(=O)[C@H](CC2=CN=CN2)NC(=O)[C@@H](NC(=O)C[H])[C@@H](C)CC)[C@@H](C)O)C(=O)N2CC([H])C[C@H]2C(=O)N[C@@H](C[H])C(=O)N[C@@H](CC(C(O)=O)C(O)=O)C(=O)N[C@@H](CCCCCCCC)C(=O)N[C@@H](CC2=CNC3=CC=CC=C23)C(=O)N[C@@H](CC(O)=O)C(=O)N[C@@H](CC2=CNC3=CC=CC=C23)C(=O)N1)C(=O)N[C@H](CCCNC(N)=N)C(N)=O)C(=O)N[C@H](CCCNC(N)=N)C(N)=O)NC(=O)[C@@H](NC(=O)[C@H](CC1=CC=C(C=C1)C(C)(C)C)NC(=O)[C@H](CC1=CN=CN1)NC(=O)[C@@H](NC(=O)C[H])[C@@H](C)CC)[C@@H](C)O						
268	D; 4971.96	X5Hcy-X13C	Thioether	EButene_Linker	PEG21DA; X14K; amide	SGF+; SIF+	AA++++; AF++++
268	ac-I-Hse-cyclopropyl_Ala-T-Hcy-P-A-D-Ogl-W-D-W-C-K-dR-am (SEQ ID NO:190)						
268	[H][C@](NC(=O)[C@H](CC1CC1)NC(=O)[C@H](CCO)NC(=O)[C@@]([H])(NC(C)=O)[C@@H](C)CC)([C@@H](C)O)C(=O)N[C@H]1CCSC\C=C\CSC[C@H](NC(=O)[C@H](CC2=CNC3=C2C=CC=C3)NC(=O)[C@H](CC(O)=O)NC(=O)[C@H](CC2=CNC3=C2C=CC=C3)NC(=O)[C@H](CCCCCCCC)NC(=O)[C@H](CC(O)=O)NC(=O)[C@H](C)NC(=O)[C@@H]2CCCN2C1=O)C(=O)N[C@@H](CCCCNC(=O)CCOCCOCCOCCOCCOCCOCCOCCOCCOCCOCCOCCOCCOCCOCCOCCOCCOCCOCCOCCOCCOCCC(=O)NCCCC[C@H](NC(=O)[C@@H]1CSC\C=C\CSCC[C@H](NC(=O)[C@@]([H])(NC(=O)[C@H](CC2CC2)NC(=O)[C@H](CCO)NC(=O)[C@@]([H])(NC(C)=O)[C@@H](C)CC)[C@@H](C)O)C(=O)N2CCC[C@H]2C(=O)N[C@@H](C)C(=O)N[C@@H](CC(O)=O)C(=O)N[C@@H](CCCCCCCC)C(=O)N[C@@H](CC2=CNC3=C2C=CC=C3)C(=O)N[C@@H](CC(O)=O)C(=O)N[C@@H](CC2=CNC3=C2C=CC=C3)C(=O)N1)C(=O)N[C@H](CCCNC(N)=N)C(N)=O)C(=O)N[C@H](CCCNC(N)=N)C(N)=O						
269	M; 2094.52	X5Hcy-X13C	Thioether	EButene_Linker	---	---	AA++++
269	ac-I-Hse-cyclopropyl_Ala-T-Hcy-Oic-A-Gla-Ogl-W-D-W-C-K-dR-am (SEQ ID NO:191)						
269	[H]NCCCC[C@H](NC(=O)[C@@H]1CSC\C=C\CSCC[C@H](NC(=O)[C@@]([H])(NC(=O)[C@H](CC2CC2)NC(=O)[C@H](CCO)NC(=O)[C@@]([H])(NC(C)=O)[C@@H](C)CC)[C@@H](C)O)C(=O)N2C3CCCCC3C[C@H]2C(=O)N[C@@H](C)C(=O)N[C@@H](CC(C(O)=O)C(=O)N[C@@H](CCCCCCCC)C(=O)N[C@@H](CC2=CNC3=C2C=CC=C3)C(=O)N[C@@H](CC(O)=O)C(=O)N[C@@H](CC2=CNC3=C2C=CC=C3)C(=O)N1)C(O)=O)C(=O)N[C@H](CCCNC(N)=N)C(N)=O						
270	D; 5196.22	X5Hcy-X13C	Thioether	EButene_Linker	PEG21DA; X14K; amide	SGF+; SIF+	AA++++; AF++++; FF++++
270	ac-I-Hse-cyclopropyl_Ala-T-Hcy-Oic-A-Gla-Ogl-W-D-W-C-K-dR-am (SEQ ID NO:191)						

FIGURE 1.78

C#	Monomer (M) or Dimer (D) & MW (Daltons)	Cyclization Positions	Cyclization Chemical Bond	Cyclization Linker	Dimerization: Linker, Position, Chemical Bond	Stability Assays (SGF; SIF)	IC50 HEK Blue IL-17assays (AA, AF, FF)
270	[H][C@](NC(=O)[C@H](CC1CC1)NC(=O)[C@H](CCO)NC(=O)[C@@]([H])(NC(C)=O)[C@@H](C)CC)([C@@H](C)O)C(=O)N[C@H]1CCSC\C=C\CSC[C@H](NC(=O)[C@H](CC2=CNC3=C2C=CC=C3)NC(=O)[C@H](CC(O)=O)NC(=O)[C@H](CC2=CNC3=C2C=CC=C3)NC(=O)[C@H](CCCCCCCC)NC(=O)C(C[C@H](NC(=O)[C@H](C)NC(=O)[C@@H]2CC3CCCCC3N2C1=O)C(O)=O)C(O)=O)C(=O)N[C@@H](CCCCNC(=O)CCOCCOCCOCCOCCOCCOCCOCCOCCOCCOCCOCCOCCOCCOCCOCCOCCOCCOCCOCCOCCOCCC(=O)NCCCC[C@H](NC(=O)[C@@H]1CSC\C=C\CSCC[C@H](NC(=O)[C@@]([H])(NC(=O)[C@H](CC2CC2)NC(=O)[C@H](CCO)NC(=O)[C@@]([H])(NC(C)=O)[C@@H](C)CC)[C@@H](C)O)C(=O)N2C3CCCCC3C[C@H]2C(=O)N[C@@H](C)C(=O)N[C@@H](CC(C(O)=O)C(=O)N[C@@H](CCCCCCCC)C(=O)N[C@@H](CC2=CNC3=C2C=CC=C3)C(=O)N[C@@H](CC(O)=O)C(=O)N[C@@H](CC2=CNC3=C2C=CC=C3)C(=O)N1)C(O)=O)C(=O)N[C@H](CCCNC(N)=N)C(N)=O)C(=O)N[C@H](CCCNC(N)=N)C(N)=O						
271	M; 2110.57	X5Hcy-X13C	Thioether	EButene_Linker	PEG21DA; X14K; amide	SGF+; SIF++++	AA++++; AF++++; FF++++
271	ac-I-Hse-Tba-T-Hcy-Oic-A-Gla-Ogl-W-D-W-C-K-dR-am (SEQ ID NO:192)						
271	[H]NCCCC[C@H](NC(=O)[C@@H]1CSC\C=C\CSCC[C@H](NC(=O)[C@@]([H])(NC(=O)[C@H](CC(C)(C)C)NC(=O)[C@H](CCO)NC(=O)[C@@]([H])(NC(C)=O)[C@@H](C)CC)[C@@H](C)O)C(=O)N2C3CCCCC3C[C@H]2C(=O)N[C@@H](C)C(=O)N[C@@H](CC(C(O)=O)C(=O)N[C@@H](CCCCCCCC)C(=O)N[C@@H](CC2=CNC3=C2C=CC=C3)C(=O)N[C@@H](CC(O)=O)C(=O)N[C@@H](CC2=CNC3=C2C=CC=C3)C(=O)N1)C(O)=O)C(=O)N[C@H](CCCNC(N)=N)C(N)=O						
272	M; 2092.51	X5Hcy-X13C	Thioether	EButene_Linker	PEG21DA; X14K; amide	---	AA+++
272	ac-I-H-Tba-T-Hcy-P-A-Gla-Ogl-W-D-W-C-K-dR-am (SEQ ID NO:193)						
272	[H]NCCCC[C@H](NC(=O)[C@@H]1CSC\C=C\CSCC[C@H](NC(=O)[C@@]([H])(NC(=O)[C@H](CC(C)(C)C)NC(=O)[C@H](CC2=CNC=N2)NC(=O)[C@@]([H])(NC(C)=O)[C@@H](C)CC)[C@@H](C)O)C(=O)N2CCC[C@H]2C(=O)N[C@@H](C)C(=O)N[C@@H](CC(C(O)=O)C(=O)N[C@@H](CCCCCCCC)C(=O)N[C@@H](CC2=CNC3=C2C=CC=C3)C(=O)N[C@@H](CC(O)=O)C(=O)N[C@@H](CC2=CNC3=C2C=CC=C3)C(=O)N1)C(O)=O)C(=O)N[C@H](CCCNC(N)=N)C(N)=O						
273	M; 2146.6	X5Hcy-X13C	Thioether	EButene_Linker	PEG21DA; X14K; amide	---	AA++++
273	ac-I-H-Tba-T-Hcy-Oic-A-Gla-Ogl-W-D-W-C-K-dR-am (SEQ ID NO:194)						
273	[H]NCCCC[C@H](NC(=O)[C@@H]1CSC\C=C\CSCC[C@H](NC(=O)[C@@]([H])(NC(=O)[C@H](CC(C)(C)C)NC(=O)[C@H](CC2=CNC=N2)NC(=O)[C@@]([H])(NC(C)=O)[C@@H](C)CC)[C@@H](C)O)C(=O)N2C3CCCCC3C[C@H]2C(=O)N[C@@H](C)C(=O)N[C@@H](CC(C(O)=O)C(=O)N[C@@H](CCCCCCCC)C(=O)N[C@@H](CC2=CNC3=C2C=CC=C3)C(=O)N[C@@H](CC(O)=O)C(=O)N[C@@H](CC2=CNC3=C2C=CC=C3)C(=O)N1)C(O)=O)C(=O)N[C@H](CCCNC(N)=N)C(N)=O						
274	M; 2073.49	X5Lys-Ac-X13C	Thioether	---	---	---	AA+

FIGURE 1.79

C#	Monomer (M) or Dimer (D) & MW (Daltons)	Cyclization Positions	Cyclization Chemical Bond	Cyclization Linker	Dimerization: Linker, Position, Chemical Bond	Stability Assays (SGF; SIF)	IC50 HEK Blue IL-17assays (AA, AF, FF)
274	ac-I-H-Tle-T-Lys_Ac-Oic-A-D-Ogl-W-D-W-C-K-dR-am (SEQ ID NO:195)						
274	[H]C[C@@H]1NC(=O)[C@@H]2C[C@]3([H])CCCC[C@]3([H])N2C(=O)[C@H](CCCCNC(=O)CSC[C@H](NC(=O)[C@H](CC2=CNC3=CC=CC=C23)NC(=O)[C@H](CC(O)=O)NC(=O)[C@H](CC2=CNC3=CC=CC=C23)NC(=O)[C@H](CCCCCCCC)NC(=O)[C@H](CC(O)=O)NC1=O)C(=O)N[C@@H](CCCCN[H])C(=O)N[C@H](CCCNC(N)=N)C(N)=O)NC(=O)[C@@H](NC(=O)[C@@H](NC(=O)[C@H](CC1=CN=CN1)NC(=O)[C@@H](NC(=O)C[H])[C@@H](C)CC)C(C)(C)C)[C@@H](C)O						
275	M; 2101.55	X5Lys-Ac-X13C	Thioether	---	---	---	AA+
275	ac-I-H-Tle-T-Lys_Ac-Oic-A-aMe_Glu-Ogl-W-D-W-C-K-dR-am (SEQ ID NO:196)						
275	[H]C[C@@H]1NC(=O)[C@@H]2C[C@]3([H])CCCC[C@]3([H])N2C(=O)[C@H](CCCCNC(=O)CSC[C@H](NC(=O)[C@H](CC2=CNC3=CC=CC=C23)NC(=O)[C@H](CC(O)=O)NC(=O)[C@H](CC2=CNC3=CC=CC=C23)NC(=O)[C@H](CCCCCCCC)NC(=O)[C@@](C)(CCC(O)=O)NC1=O)C(=O)N[C@@H](CCCCN[H])C(=O)N[C@H](CCCNC(N)=N)C(N)=O)NC(=O)[C@@H](NC(=O)[C@@H](NC(=O)[C@H](CC1=CN=CN1)NC(=O)[C@@H](NC(=O)C[H])[C@@H](C)CC)C(C)(C)C)[C@@H](C)O						
276	M; 2139.56	X5Lys-Ac-X13C	Thioether	---	---	---	AA+
276	ac-I-H-Tle-T-Lys_Ac-Oic-H-D-Ogl-W-D-W-C-K-dR-am (SEQ ID NO:197)						
276	[H]CC(=O)N[C@@H]([C@@H](C)CC)C(=O)N[C@@H](CC1=CN=CN1)C(=O)N[C@H](C(=O)N[C@@H]([C@@H](C)O)C(=O)N[C@H]1CCCCNC(=O)CSC[C@H](NC(=O)[C@H](CC2=CNC3=CC=CC=C23)NC(=O)[C@H](CC(O)=O)NC(=O)[C@H](CC2=CNC3=CC=CC=C23)NC(=O)[C@H](CCCCCCCC)NC(=O)[C@H](CC(O)=O)NC(=O)[C@H](CC2=CN=CN2)NC(=O)[C@@H]2C[C@]3([H])CCCC[C@]3([H])N2C1=O)C(=O)N[C@@H](CCCCN[H])C(=O)N[C@H](CCCNC(N)=N)C(N)=O)C(C)(C)C						
277	D; 4078.82	---	---	---	pBiphenyl_Linker; X3C; Thioether	SGF++; SIF+++	AA++++
277	ac-I-H-C-T -I-P-A-D-Ogl-W-D-W-I-N-dR-am (SEQ ID NO:198)						
277	[H][C@](NC(=O)[C@H](CSCC1=CC=C(C=C1)C1=CC=C(CSC[C@H](NC(=O)[C@H](CC2=CNC=N2)NC(=O)[C@@]([H])(NC(C)=O)[C@@H](C)CC)C(=O)N[C@@]([H])([C@@H](C)O)C(=O)N[C@@]([H])([C@@H](C)CC)C(=O)N2CCC[C@H]2C(=O)N[C@@H](C)C(=O)N[C@@H](CC(O)=O)C(=O)N[C@@H](CCCCCCCC)C(=O)N[C@@H](CC2=CNC3=C2C=CC=C3)C(=O)N[C@@H](CC(O)=O)C(=O)N[C@@H](CC2=CNC3=C2C=CC=C3)C(=O)N[C@@]([H])([C@@H](C)CC)C(=O)N[C@@H](CC(N)=O)C(=O)N[C@H](CCCNC(N)=N)C(N)=O)C=C1)NC(=O)[C@H](CC1=CNC=N1)NC(=O)[C@@]([H])(NC(C)=O)[C@@H](C)CC)([C@@H](C)O)C(=O)N[C@@]([H])([C@@H](C)CC)C(=O)N1CCC[C@H]1C(=O)N[C@@H](C)C(=O)N[C@@H](CC(O)=O)C(=O)N[C@@H](CCCCCCCC)C(=O)N[C@@H](CC1=CNC2=C1C=CC=C2)C(=O)N[C@@H](CC(O)=O)C(=O)N[C@@H](CC1=CNC2=C1C=CC=C2)C(=O)N[C@@]([H])([C@@H](C)CC)C(=O)N[C@@H](CC(N)=O)C(=O)N[C@H](CCCNC(N)=N)C(N)=O						
278	D; 4106.88	---	---	---	pBiphenyl_Linker; X3Hcy; Thioether	SGF+; SIF+	AA+++
278	ac-I-H-Hcy-T -I-P-A-D-Ogl-W-D-W-I-N-dR-am (SEQ ID NO:199)						

FIGURE 1.80

C#	Monomer (M) or Dimer (D) & MW (Daltons)	Cyclization Positions	Cyclization Chemical Bond	Cyclization Linker	Dimerization: Linker, Position, Chemical Bond	Stability Assays (SGF; SIF)	IC50 HEK Blue IL-17assays (AA, AF, FF)
278	[H][C@](NC(=O)[C@H](CCSCC1=CC=C(C=C1)C1=CC=C(CSCC[C@H](NC(=O)[C@H](CC2=CNC=N2)NC(=O)[C@@]([H])(NC(C)=O)[C@@H](C)CC)C(=O)N[C@@]([H])([C@@H](C)O)C(=O)N[C@@]([H])([C@@H](C)CC)C(=O)N2CCC[C@H]2C(=O)N[C@@H](C)C(=O)N[C@@H](CC(O)=O)C(=O)N[C@@H](CCCCCCCC)C(=O)N[C@@H](CC2=CNC3=C2C=CC=C3)C(=O)N[C@@H](CC(O)=O)C(=O)N[C@@H](CC2=CNC3=C2C=CC=C3)C(=O)N[C@@]([H])([C@@H](C)CC)C(=O)N[C@@H](CC(N)=O)C(=O)N[C@H](CCCNC(N)=N)C(N)=O)C=C1)NC(=O)[C@H](CC1=CNC=N1)NC(=O)[C@@]([H])(NC(C)=O)[C@@H](C)CC)([C@@H](C)O)C(=O)N[C@@]([H])([C@@H](C)CC)C(=O)N1CCC[C@H]1C(=O)N[C@@H](C)C(=O)N[C@@H](CC(O)=O)C(=O)N[C@@H](CCCCCCCC)C(=O)N[C@@H](CC1=CNC2=C1C=CC=C2)C(=O)N[C@@H](CC(O)=O)C(=O)N[C@@H](CC1=CNC2=C1C=CC=C2)C(=O)N[C@@]([H])([C@@H](C)CC)C(=O)N[C@@H](CC(N)=O)C(=O)N[C@H](CCCNC(N)=N)C(N)=O						
279	D; 3980.72	---	---	---	EButene_Linker; X3Hcy; Thioether	SGF+; SIF++++	AA+
279	ac-I-H-Hcy-T-I-P-A-D-Ogl-W-D-W-I-N-dR-am (SEQ ID NO:200)						
279	[H][C@](NC(=O)[C@H](CCSC\C=C\CSCC[C@H](NC(=O)[C@H](CC1=CNC=N1)NC(=O)[C@@]([H])(NC(C)=O)[C@@H](C)CC)C(=O)N[C@@]([H])([C@@H](C)O)C(=O)N[C@@]([H])([C@@H](C)CC)C(=O)N1CCC[C@H]1C(=O)N[C@@H](C)C(=O)N[C@@H](CC(O)=O)C(=O)N[C@@H](CCCCCCCC)C(=O)N[C@@H](CC1=CNC2=C1C=CC=C2)C(=O)N[C@@H](CC(O)=O)C(=O)N[C@@H](CC1=CNC2=C1C=CC=C2)C(=O)N[C@@]([H])([C@@H](C)CC)C(=O)N[C@@H](CC(N)=O)C(=O)N[C@H](CCCNC(N)=N)C(N)=O)NC(=O)[C@H](CC1=CNC=N1)NC(=O)[C@@]([H])(NC(C)=O)[C@@H](C)CC)([C@@H](C)O)C(=O)N[C@@]([H])([C@@H](C)CC)C(=O)N1CCC[C@H]1C(=O)N[C@@H](C)C(=O)N[C@@H](CC(O)=O)C(=O)N[C@@H](CCCCCCCC)C(=O)N[C@@H](CC1=CNC2=C1C=CC=C2)C(=O)N[C@@H](CC(O)=O)C(=O)N[C@@H](CC1=CNC2=C1C=CC=C2)C(=O)N[C@@]([H])([C@@H](C)CC)C(=O)N[C@@H](CC(N)=O)C(=O)N[C@H](CCCNC(N)=N)C(N)=O						
280	M; 2101.36	X5Hhc-X13Hhc	Disulfide	---	---	---	AA++
280	ac-I-H-Tba-T-Hhc-P-A-D-Ogl-W-D-Trp_5Br-Hhc-K-dR-am (SEQ ID NO:201)						
280	[H]NCCCC[C@H](NC(=O)[C@@H]1CCCSSCCC[C@H](NC(=O)[C@@]([H])(NC(=O)[C@H](CC(C)(C)C)NC(=O)[C@H](CC2=CNC=N2)NC(=O)[C@@]([H])(NC(C)=O)[C@@H](C)CC)[C@@H](C)O)C(=O)N2CCC[C@H]2C(=O)N[C@@H](C)C(=O)N[C@@H](CC(O)=O)C(=O)N[C@@H](CCCCCCCC)C(=O)N[C@@H](CC2=CNC3=C2C=CC=C3)C(=O)N[C@@H](CC(O)=O)C(=O)N[C@@H](CC2=CNC3=C2C=C(Br)C=C3)C(=O)N1)C(=O)N[C@H](CCCNC(N)=N)C(N)=O						
281	D; 5209.89	X5Hhc-X13Hhc	Disulfide	---	PEG21DA; X14K; amide	SGF++++; SIF++++	AA++++
281	ac-I-H-Tba-T-Hhc-P-A-D-Ogl-W-D-Trp_5Br-Hhc-K-dR-am (SEQ ID NO:201)						
281	[H][C@](NC(=O)[C@H](CC(C)(C)C)NC(=O)[C@H](CC1=CNC=N1)NC(=O)[C@@]([H])(NC(C)=O)[C@@H](C)CC)([C@@H](C)O)C(=O)N[C@H]1CCCSSCCC[C@H](NC(=O)[C@H](CC2=CNC3=C2C=C(Br)C=C3)NC(=O)[C@H](CC(O)=O)NC(=O)[C@H](CC2=CNC3=C2C=CC=C3)NC(=O)[C@H](CCCCCCCC)NC(=O)[C@H](CC(O)=O)NC(=O)[C@H](C)NC(=O)[C@@H]2CCCN2C1=O)C(=O)N[C@@H](CCCCNC(=O)CCOCCOCCOCCOCCOCCOCCOCCOCCOCCOCCOCCOCCOCCOCCOCCOCCOCCOCCOCCOCCC(=O)NCCCC[C@H](NC(=O)[C@@H]1CCCSSCCC[C@H](NC(=O)[C@@]([H])(NC(=O)[C@H](CC(C)(C)C)NC(=O)[C@H](CC2=CNC=N2)NC(=O)[C@@]([H])(NC(C)=O)[C@@H](C)CC)[C@@H](C)O)C(=O)N2CCC[C						

FIGURE 1.81

C#	Monomer (M) or Dimer (D) & MW (Daltons)	Cyclization Positions	Cyclization Chemical Bond	Cyclization Linker	Dimerization: Linker, Position, Chemical Bond	Stability Assays (SGF; SIF)	IC50 HEK Blue IL-17assays (AA, AF, FF)
	@H]2C(=O)N[C@@H](C)C(=O)N[C@@H](CC(O)=O)C(=O)N[C@@H](CCCCCCCC)C(=O)N[C@@H](CC2=CNC3=C2C=CC=C3)C(=O)N[C@@H](CC(O)=O)C(=O)N[C@@H](CC2=CNC3=C2C=C(Br)C=C3)C(=O)N1)C(=O)N[C@H](CCCNC(N)=N)C(N)=O)C(=O)N[C@H](CCCNC(N)=N)C(N)=O						
282	D; 5104.18	X5Hcy-X13Hcy	Thioether	EButene_Linker	PEG21DA; X14K; amide	SGF++++; SIF++++	AA++++
282	ac-I-H-Tba-T-Hcy-P-A-D-Ogl-W-D-W-Hcy-K-dR-am (SEQ ID NO:711)						
282	[H][C@](NC(=O)[C@H](CC(C)(C)C)NC(=O)[C@H](CC1=CNC=N1)NC(=O)[C@@]([H])(NC(C)=O)[C@@H](C)CC)([C@@H](C)O)C(=O)N[C@H]1CCSC\C=C\CSCC[C@H](NC(=O)[C@H](CC2=CNC3=C2C=CC=C3)NC(=O)[C@H](CC(O)=O)NC(=O)[C@H](CC2=CNC3=C2C=CC=C3)NC(=O)[C@H](CCCCCCCC)NC(=O)[C@H](CC(O)=O)NC(=O)[C@H](C)NC(=O)[C@@H]2CCCN2C1=O)C(=O)N[C@@H](CCCCNC(=O)CCOCCOCCOCCOCCOCCOCCOCCOCCOCCOCCOCCOCCOCCOCCOCCOCCOCCOCCOCCOCCOCCC(=O)NCCCC[C@H](NC(=O)[C@@H]1CCSC\C=C\CSCC[C@H](NC(=O)[C@@]([H])(NC(=O)[C@H](CC(C)(C)C)NC(=O)[C@H](CC2=CNC=N2)NC(=O)[C@@]([H])(NC(C)=O)[C@@H](C)CC)[C@@H](C)O)C(=O)N2CCC[C@H]2C(=O)N[C@@H](C)C(=O)N[C@@H](CC(O)=O)C(=O)N[C@@H](CCCCCCCC)C(=O)N[C@@H](CC2=CNC3=C2C=CC=C3)C(=O)N[C@@H](CC(O)=O)C(=O)N[C@@H](CC2=CNC3=C2C=CC=C3)C(=O)N1)C(=O)N[C@H](CCCNC(N)=N)C(N)=O)C(=O)N[C@H](CCCNC(N)=N)C(N)=O						
283	D; 5228.3	X5Hcy-X13C	Thioether	EButene_Linker	PEG21DA; X14K; amide	SGF+; SIF+++	AA++++; AF++++; FF+++
283	ac-I-Hse-Tba-T-Hcy-Oic-A-Gla-Ogl-W-D-W-C-K-dR-am (SEQ ID NO:192)						
283	[H][C@](NC(=O)[C@H](CC(C)(C)C)NC(=O)[C@H](CCO)NC(=O)[C@@]([H])(NC(C)=O)[C@@H](C)CC)([C@@H](C)O)C(=O)N[C@H]1CCSC\C=C\CSC[C@H](NC(=O)[C@H](CC2=CNC3=C2C=CC=C3)NC(=O)[C@H](CC(O)=O)NC(=O)[C@H](CC2=CNC3=C2C=CC=C3)NC(=O)[C@H](CCCCCCCC)NC(=O)C(C[C@H](NC(=O)[C@H](C)NC(=O)[C@@H]2CC3CCCCC3N2C1=O)C(O)=O)C(O)=O)C(=O)N[C@@H](CCCCNC(=O)CCOCCOCCOCCOCCOCCOCCOCCOCCOCCOCCOCCOCCOCCOCCOCCOCCOCCOCCOCCOCCOCCOCCOCCC(=O)NCCCC[C@H](NC(=O)[C@@H]1CSC\C=C\CSCC[C@H](NC(=O)[C@@]([H])(NC(=O)[C@H](CC(C)(C)C)NC(=O)[C@H](CCO)NC(=O)[C@@]([H])(NC(C)=O)[C@@H](C)CC)[C@@H](C)O)C(=O)N2C3CCCCC3C[C@H]2C(=O)N[C@@H](C)C(=O)N[C@@H](CC(C(O)=O)C(=O)N[C@@H](CCCCCCCC)C(=O)N[C@@H](CC2=CNC3=C2C=CC=C3)C(=O)N[C@@H](CC(O)=O)C(=O)N[C@@H](CC2=CNC3=C2C=CC=C3)C(=O)N1)C(O)=O)C(=O)N[C@H](CCCNC(N)=N)C(N)=O)C(=O)N[C@H](CCCNC(N)=N)C(N)=O						
284	D; 5192.19	X5Hcy-X13C	Thioether	EButene_Linker	PEG21DA; X14K; amide	SGF++++; SIF++++	AA++++ AF++++
284	ac-I-H-Tba-T-Hcy-P-A-Gla-Ogl-W-D-W-C-K-dR-am (SEQ ID NO:193)						
284	[H][C@](NC(=O)[C@H](CC(C)(C)C)NC(=O)[C@H](CC1=CNC=N1)NC(=O)[C@@]([H])(NC(C)=O)[C@@H](C)CC)([C@@H](C)O)C(=O)N[C@H]1CCSC\C=C\CSC[C@H](NC(=O)[C@H](CC2=CNC3=C2C=CC=C3)NC(=O)[C@H](CC(O)=O)NC(=O)[C@H](CC2=CNC3=C2C=CC=C3)NC(=O)[C@H](CCCCCCCC)NC(=O)C(C[C@H](NC(=O)[C@H](C)NC(=O)[C@@H]2CCCN2C1=O)C(O)=O)C(O)=O)C(=O)N[C@@H](CCCCNC(=O)CCOCCOCCOCCOCCOCCOCCOCCOCCOCCOCCOCCOCCOCCOCCOCCOCCOCCOCCOCCOCCOCCOCCOCCOCCC(=O)NCCCC[C@H](NC(=O)[C@@H]1CSC\C=C\CSCC[C@H](NC(=O)[C@@]([H])(NC(=O)[C@H](CC(C)(C)C)NC(=O)[C@H](CC2=CNC=N2)NC(=O)[C@@]([H])(NC(C)=O)[C@@H](C)CC)[C@@H](C)O						

FIGURE 1.82

C#	Monomer (M) or Dimer (D) & MW (Daltons)	Cyclization Positions	Cyclization Chemical Bond	Cyclization Linker	Dimerization: Linker, Position, Chemical Bond	Stability Assays (SGF; SIF)	IC50 HEK Blue IL-17assays (AA, AF, FF)
	)C(=O)N2CCC[C@H]2C(=O)N[C@@H](C)C(=O)N[C@@H](CC(C(O)=O)C(=O)N[C@@H](CCCCCCCC)C(=O)N[C@@H](CC2=CNC3=C2C=CC=C3)C(=O)N[C@@H](CC(O)=O)C(=O)N[C@@H](CC2=CNC3=C2C=CC=C3)C(=O)N1)C(O)=O)C(=O)N[C@H](CCCNC(N)=N)C(N)=O)C(=O)N[C@H](CCCNC(N)=N)C(N)=O						
285	D; 5300.38	X5Hcy-X13C	Thioether	EButene_Linker	PEG21DA; X14K; amide	SGF++; SIF++++	AA++++; AF++++; FF+++
285	ac-I-H-Tba-T-Hcy-Oic-A-Gla-Ogl-W-D-W-C-K-dR-am (SEQ ID NO:194)						
285	[H][C@](NC(=O)[C@H](CC(C)(C)C)NC(=O)[C@H](CC1=CNC=N1)NC(=O)[C@@]([H])(NC(C)=O)[C@@H](C)CC)([C@@H](C)O)C(=O)N[C@H]1CCSC\C=C\CSC[C@H](NC(=O)[C@H](CC2=CNC3=C2C=CC=C3)NC(=O)[C@H](CC(O)=O)NC(=O)[C@H](CC2=CNC3=C2C=CC=C3)NC(=O)[C@H](CCCCCCCC)NC(=O)C(C[C@H](NC(=O)[C@H](C)NC(=O)[C@@H]2CC3CCCCC3N2C1=O)C(O)=O)C(O)=O)C(=O)N[C@@H](CCCCNC(=O)CCOCCOCCOCCOCCOCCOCCOCCOCCOCCOCCOCCOCCOCCOCCOCCOCCOCCOCCOCCOCCOCCC(=O)NCCCC[C@H](NC(=O)[C@@H]1CSC\C=C\CSCC[C@H](NC(=O)[C@@]([H])(NC(=O)[C@H](CC(C)(C)C)NC(=O)[C@H](CC2=CNC=N2)NC(=O)[C@@]([H])(NC(C)=O)[C@@H](C)CC)[C@@H](C)O)C(=O)N2C3CCCCC3C[C@H]2C(=O)N[C@@H](C)C(=O)N[C@@H](CC(C(O)=O)C(=O)N[C@@H](CCCCCCCC)C(=O)N[C@@H](CC2=CNC3=C2C=CC=C3)C(=O)N[C@@H](CC(O)=O)C(=O)N[C@@H](CC2=CNC3=C2C=CC=C3)C(=O)N1)C(O)=O)C(=O)N[C@H](CCCNC(N)=N)C(N)=O)C(=O)N[C@H](CCCNC(N)=N)C(N)=O						
286	M; 2106.54	X5Hhc-X13Hhc	Disulfide	---	---	---	AA++++
286	ac-I-H-V-T-Hhc-Oic-A-Gla-Ogl-W-D-W-Hhc-K-dR-am (SEQ ID NO:202)						
286	[H]NCCCC[C@H](NC(=O)[C@@H]1CCCSSCCC[C@H](NC(=O)[C@@]([H])(NC(=O)[C@@H](NC(=O)[C@H](CC2=CN([H])C=N2)NC(=O)[C@@]([H])(NC(C)=O)[C@@H](C)CC)C(C)C)[C@@H](C)O[H])C(=O)N2C3CCCCC3C[C@H]2C(=O)N[C@@H](C)C(=O)N[C@@H](CC(C(O)=O)C(=O)N[C@@H](CCCCCCCC)C(=O)N[C@@H](CC2=CN([H])C3=C2C=CC=C3)C(=O)N[C@@H](CC(O)=O)C(=O)N[C@@H](CC2=CN([H])C3=C2C=CC=C3)C(=O)N1)C(O)=O)C(=O)N[C@H](CCCN=C(N)N[H])C(N)=O						
287	M; 2048.5	X5Hhc-X13Hhc	Disulfide	---	---	---	AA+++
287	ac-I-H-V-T-Hhc-Oic-A-D-Ogl-W-D-W-Hhc-K-dR-am (SEQ ID NO:203)						
287	[H]NCCCC[C@H](NC(=O)[C@@H]1CCCSSCCC[C@H](NC(=O)[C@@]([H])(NC(=O)[C@@H](NC(=O)[C@H](CC2=CN([H])C=N2)NC(=O)[C@@]([H])(NC(C)=O)[C@@H](C)CC)C(C)C)[C@@H](C)O[H])C(=O)N2C3CCCCC3C[C@H]2C(=O)N[C@@H](C)C(=O)N[C@@H](CC(O)=O)C(=O)N[C@@H](CCCCCCCC)C(=O)N[C@@H](CC2=CN([H])C3=C2C=CC=C3)C(=O)N[C@@H](CC(O)=O)C(=O)N[C@@H](CC2=CN([H])C3=C2C=CC=C3)C(=O)N1)C(=O)N[C@H](CCCN=C(N)N[H])C(N)=O						
288	M; 2120.52	X5Hhc-X13Hhc	Disulfide	---	---	SGF+++; SIF++++	AA++++; AF+++; FF+
288	ac-I-H-Tba-T-Hhc-Oic-A-Gla-Ogl-W-D-W-Hhc-N-dR-am (SEQ ID NO:204)						

FIGURE 1.83

C#	Monomer (M) or Dimer (D) & MW (Daltons)	Cyclization Positions	Cyclization Chemical Bond	Cyclization Linker	Dimerization: Linker, Position, Chemical Bond	Stability Assays (SGF; SIF)	IC50 HEK Blue IL-17assays (AA, AF, FF)
288	[H]NC(=O)C[C@H](NC(=O)[C@@H]1CCCSSCCC[C@H](NC(=O)[C@@]([H])(NC(=O)[C@H](CC(C)(C)C)NC(=O)[C@H](CC2=CN([H])C=N2)NC(=O)[C@@]([H])(NC(C)=O)[C@@H](C)CC)[C@@H](C)O[H])C(=O)N2C3CCCCC3C[C@H]2C(=O)N[C@@H](C)C(=O)N[C@@H](CC(C(O)=O)C(=O)N[C@@H](CCCCCCCC)C(=O)N[C@@H](CC2=CN([H])C3=C2C=CC=C3)C(=O)N[C@@H](CC(O)=O)C(=O)N[C@@H](CC2=CN([H])C3=C2C=CC=C3)C(=O)N1)C(O)=O)C(=O)N[C@H](CCCN=C(N)N[H])C(N)=O						
289	D; 5334.41	X5LysPhAc-X13C	Thioether	---	PEG21DA; X14K; amide	SGF++++; SIF++++	AA++++; AF+++; FF++
289	ac-I-H-Tba-T-LysPhAc-Oic-A-D-Ogl-W-D-W-C-K-dR-am1 (SEQ ID NO:205)						
289	[H]NC(N)=NCCCC(NC(=O)C(CCCCNC(=O)CCOCCOCCOCCOCCOCCOCCOCCOCCOCCOCCOCCOCCOCCOCCOCCOCCOCCOCCOCCOCCOCCOCCC(=O)NCCCCC(NC(=O)C1CSC(C2=CC=CC=C2)C(=O)NCCCCC(NC(=O)C([H])(NC(=O)C(CC(C)(C)C)NC(=O)C(CC2=CN([H])C=N2)NC(=O)C([H])(NC(C)=O)C(C)CC)C(C)O[H])C(=O)N2C3CCCCC3CC2C(=O)NC(C)C(=O)NC(CC(O)=O)C(=O)NC(CCCCCCCC)C(=O)NC(CC2=CN([H])C3=C2C=CC=C3)C(=O)NC(CC(O)=O)C(=O)NC(CC2=CN([H])C3=C2C=CC=C3)C(=O)N1)C(=O)NC(CCCN=C(N)N[H])C(N)=O)NC(=O)C1CSC(C2=CC=CC=C2)C(=O)NCCCCC(NC(=O)C([H])(NC(=O)C(CC(C)(C)C)NC(=O)C(CC2=CN([H])C=N2)NC(=O)C([H])(NC(C)=O)C(C)CC)C(C)O[H])C(=O)N2C3CCCCC3CC2C(=O)NC(C)C(=O)NC(CC(O)=O)C(=O)NC(CCCCCCCC)C(=O)NC(CC2=CN([H])C3=C2C=CC=C3)C(=O)NC(CC(O)=O)C(=O)NC(CC2=CN([H])C3=C2C=CC=C3)C(=O)N1)C(N)=O						
290	M; 2250.71	X5Hcy-X13C	Thioether	EButene_Linker	---	SGF+; SIF++++	AA++++; AF++
290	ac-I-H-Ogl-T-Hcy-Oic-A-Gla-Ogl-Trp_7Phe-D-W-C-N-dR-am (SEQ ID NO:206)						
290	[H][C@](NC(=O)[C@H](CCCCCCCC)NC(=O)[C@H](CC1=CNC=N1)NC(=O)[C@@]([H])(NC(C)=O)[C@@H](C)CC)([C@@H](C)O)C(=O)N[C@H]1CCSC\C=C\CSC[C@H](NC(=O)[C@H](CC2=CNC3=C2C=CC=C3)NC(=O)[C@H](CC(O)=O)NC(=O)[C@H](CC2=CNC3=C2C=CC=C3C2=CC=CC=C2)NC(=O)[C@H](CCCCCCCC)NC(=O)C(C[C@H](NC(=O)[C@H](C)NC(=O)[C@@H]2CC3CCCCC3N2C1=O)C(O)=O)C(O)=O)C(=O)N[C@@H](CC(N)=O)C(=O)N[C@H](CCCNC(N)=N)C(N)=O						
291	D; 5298.29	X5Lys_Ac-X13Cys	Thioether	---	PEG21DA; X14K; amide	SGF++++; SIF+	AA++++; AF++++; FF+++
291	ac-I-H-Tba-T-Lys_Ac-Oic-A-Gla-Ogl-W-D-W-C-K-dR-am (SEQ ID NO:712)						
291	[H]C[C@@H]1NC(=O)[C@@H]2C[C@]3([H])CCCC[C@]3([H])N2C(=O)[C@H](CCCCNC(=O)CSC[C@H](NC(=O)[C@H](CC2=CNC3=CC=CC=C23)NC(=O)[C@H](CC(O)=O)NC(=O)[C@H](CC2=CNC3=CC=CC=C23)NC(=O)[C@H](CCCCCCCC)NC(=O)[C@H](CC(C(O)=O)C(O)=O)NC1=O)C(=O)N[C@@H](CCCCNC(=O)CCOCCOCCOCCOCCOCCOCCOCCOCCOCCOCCOCCOCCOCCOCCOCCOCCOCCOCCOCCOCCOCCOCCC(=O)NCCCC[C@H](NC(=O)[C@@H]1CSCC(=O)NCCCC[C@H](NC(=O)[C@@H](NC(=O)[C@H](CC(C)(C)C)NC(=O)[C@H](CC2=CN=CN2)NC(=O)[C@@H](NC(=O)C[H])[C@@H](C)CC)[C@@H](C)O)C(=O)N2[C@@H](C[C@]3([H])CCCC[C@]23[H])C(=O)N[C@@H](C[H])C(=O)N[C@@H](CC(C(O)=O)C(O)=O)C(=O)N[C@@H](CCCCCCCC)C(=O)N[C@@H](CC2=CNC3=CC=CC=C23)C(=O)N[C@@H](CC(O)=O)C(=O)N[C@@H](CC2=CNC3=CC=CC=C23)C(=O)N1)C(=O)N[C@H](CCCNC(N)=N)C(N)=O)C(=O)N[C@H](CCCNC(N)=N)C(N)=O)NC(=O)[C@@H](NC(=O)[C@H](CC(C)(C)C)NC(=O)[C@H](CC1=CN=CN1)NC(=O)[C@@H](NC(=O)C[H])[C@@H](C)CC)[C@@H](C)O						

FIGURE 1.84

C#	Monomer (M) or Dimer (D) & MW (Daltons)	Cyclization Positions	Cyclization Chemical Bond	Cyclization Linker	Dimerization: Linker, Position, Chemical Bond	Stability Assays (SGF; SIF)	IC50 HEK Blue IL-17assays (AA, AF, FF)
292	D; 5088.151	X5O3S_Reduced - X13OS3_Reduced	Carbon-carbon single bond	---	PEG21DA; X14K; amide	SGF++++; SIF++++	AA++++; AF++++; FF+++
292	ac-I-H-Tba-T-O3S_Reduced-Oic-A-D-Ogl-W-D-W-O3S_Reduced-K-dR-am (SEQ ID NO:207)						
292	[H]C[C@@H]1NC(=O)[C@@H]2C[C@]3([H])CCCC[C@]3([H])N2C(=O)[C@H](CCCCCCCC[C@H](NC(=O)[C@H](CC2=CNC3=CC=CC=C23)NC(=O)[C@H](CC(O)=O)NC(=O)[C@H](CC2=CNC3=CC=CC=C23)NC(=O)[C@H](CCCCCCCC)NC(=O)[C@H](CC(O)=O)NC1=O)C(=O)N[C@@H](CCCCNC(=O)CCOCCOCCOCCOCCOCCOCCOCCOCCOCCOCCOCCOCCOCCOCCOCCOCCOCCOCCOCCOCCOCCC(=O)NCCCC[C@H](NC(=O)[C@@H]1CCCCCCCC[C@H](NC(=O)[C@@H](NC(=O)[C@H](CC(C)(C)C)NC(=O)[C@H](CC2=CN=CN2)NC(=O)[C@@H](NC(=O)C[H])[C@@H](C)CC)[C@@H](C)O)C(=O)N2[C@@H](C[C@]3([H])CCCC[C@]23[H])C(=O)N[C@@H](C[H])C(=O)N[C@@H](CC(O)=O)C(=O)N[C@@H](CCCCCCCC)C(=O)N[C@@H](CC2=CNC3=CC=CC=C23)C(=O)N[C@@H](CC(O)=O)C(=O)N[C@@H](CC2=CNC3=CC=CC=C23)C(=O)N1)C(=O)N[C@H](CCCNC(N)=N)C(N)=O)C(=O)N[C@H](CCCNC(N)=N)C(N)=O)NC(=O)[C@@H](NC(=O)[C@H](CC(C)(C)C)NC(=O)[C@H](CC1=CN=CN1)NC(=O)[C@@H](NC(=O)C[H])[C@@H](C)CC)[C@@H](C)O						
293	D; 4743.681	---	---	---	PEG21DA; X14K; amide	SGF+; SIF+	AA++++
293	ac-I-T-V-T-I-P-A-D-L-W-D-W-I-K-Lys_Dimethyl (SEQ ID NO:2)						
293	[H]N([C@@H](CCCCN(C)C)C(N)=O)C(=O)[C@H](CCCCNC(=O)CCOCCOCCOCCOCCOCCOCCOCCOCCOCCOCCOCCOCCOCCOCCOCCOCCOCCOCCOCCOCCOCCC(=O)NCCCC[C@H](NC(=O)[C@@H](NC(=O)[C@H](CC1=CNC2=CC=CC=C12)NC(=O)[C@H](CC(O)=O)NC(=O)[C@H](CC1=CNC2=CC=CC=C12)NC(=O)[C@H](CC(C)C)NC(=O)[C@H](CC(O)=O)NC(=O)[C@H](C)NC(=O)[C@@H]1CCCN1C(=O)[C@@H](NC(=O)[C@@H](NC(=O)[C@@H](NC(=O)[C@@H](NC(=O)[C@@H](NC(C)=O)[C@@H](C)CC)[C@@H](C)O)C(C)C)[C@@H](C)O)[C@@H](C)CC)[C@@H](C)CC)C(=O)N([H])[C@@H](CCCCN(C)C)C(N)=O)NC(=O)[C@@H](NC(=O)[C@H](CC1=CNC2=CC=CC=C12)NC(=O)[C@H](CC(O)=O)NC(=O)[C@H](CC1=CNC2=CC=CC=C12)NC(=O)[C@H](CC(C)C)NC(=O)[C@H](CC(O)=O)NC(=O)[C@H](C)NC(=O)[C@@H]1CCCN1C(=O)[C@@H](NC(=O)[C@@H](NC(=O)[C@@H](NC(=O)[C@@H](NC(=O)[C@@H](NC(C)=O)[C@@H](C)CC)[C@@H](C)O)C(C)C)[C@@H](C)O)[C@@H](C)CC)[C@@H](C)CC						
294	D; 5220.25	X5Hhc-X13Hhc	Disulfide	---	PEG21DA; X14K; amide	SGF+; SIF++++	AA++++; AF++++; FF+++
294	ac-I-H-V-T-Hhc-Oic-A-Gla-Ogl-W-D-W-Hhc-K-dR-am (SEQ ID NO:202)						
294	[H]NC(N)=NCCC[C@@H](NC(=O)[C@H](CCCCNC(=O)CCOCCOCCOCCOCCOCCOCCOCCOCCOCCOCCOCCOCCOCCOCCOCCOCCOCCOCCOCCOCCOCCC(=O)NCCCC[C@H](NC(=O)[C@@H]1CCCSSCCC[C@H](NC(=O)[C@@]([H])(NC(=O)[C@@H](NC(=O)[C@H](CC2=CN([H])C=N2)NC(=O)[C@@]([H])(NC(C)=O)[C@@H](C)CC)C(C)C)[C@@H](C)O[H])C(=O)N2C3CCCCC3C[C@H]2C(=O)N[C@@H](C)C(=O)N[C@@H](CC(C(O)=O)C(=O)N[C@@H](CCCCCCCC)C(=O)N[C@@H](CC2=CN([H])C3=C2C=CC=C3)C(=O)N[C@@H](CC(O)=O)C(=O)N[C@@H](CC2=CN([H])C3=C2C=CC=C3)C(=O)N1)C(O)=O)C(=O)N[C@H](CCCN=C(N)N[H])C(N)=O)NC(=O)[C@@H]1CCCSSCCC[C@H](NC(=O)[C@@]([H])(NC(=O)[C@@H](NC(=O)[C@H](CC2=CN([H])C=N2)NC(=O)[C@@]([H])(NC(C)=O)[C@@H](C)CC)C(C)C)[C@@H](C)O[H])C(=O)N2C3CCCCC3C[C@H]2						

FIGURE 1.85

C#	Monomer (M) or Dimer (D) & MW (Daltons)	Cyclization Positions	Cyclization Chemical Bond	Cyclization Linker	Dimerization: Linker, Position, Chemical Bond	Stability Assays (SGF; SIF)	IC50 HEK Blue IL-17assays (AA, AF, FF)
	C(=O)N[C@@H](C)C(=O)N[C@@H](CC(C(O)=O)C(=O)N[C@@H](CCCCCCCC)C(=O)N[C@@H](CC2=CN([H])C3=C2C=CC=C3)C(=O)N[C@@H](CC(O)=O)C(=O)N[C@@H](CC2=CN([H])C3=C2C=CC=C3)C(=O)N1)C(O)=O)C(N)=O						
295	D; 5104.18	X5Hhc-X13Hhc	Disulfide	---	PEG21DA; X14K; amide	SGF+; SIF++++	AA++++; AF++++; FF+++
295	ac-I-H-V-T-Hhc-Oic-A-D-Ogl-W-D-W-Hhc-K-dR-am (SEQ ID NO:203)						
295	[H]NC(N)=NCCC[C@@H](NC(=O)[C@H](CCCCNC(=O)CCOCCOCCOCCOCCOCCOCCOCCOCCOCCOCCOCCOCCOCCOCCOCCOCCOCCOCCOCCOCCOCCC(=O)NCCCC[C@H](NC(=O)[C@@H]1CCCSSCCC[C@H](NC(=O)[C@@]([H])(NC(=O)[C@@H](NC(=O)[C@H](CC2=CN([H])C=N2)NC(=O)[C@@]([H])(NC(C)=O)[C@@H](C)CC)C(C)C)[C@@H](C)O[H])C(=O)N2C3CCCCC3C[C@H]2C(=O)N[C@@H](C)C(=O)N[C@@H](CC(O)=O)C(=O)N[C@@H](CCCCCCCC)C(=O)N[C@@H](CC2=CN([H])C3=C2C=CC=C3)C(=O)N[C@@H](CC(O)=O)C(=O)N[C@@H](CC2=CN([H])C3=C2C=CC=C3)C(=O)N1)C(=O)N[C@H](CCCN=C(N)N[H])C(N)=O)NC(=O)[C@@H]1CCCSSCCC[C@H](NC(=O)[C@@]([H])(NC(=O)[C@@H](NC(=O)[C@H](CC2=CN([H])C=N2)NC(=O)[C@@]([H])(NC(C)=O)[C@@H](C)CC)C(C)C)[C@@H](C)O[H])C(=O)N2C3CCCCC3C[C@H]2C(=O)N[C@@H](C)C(=O)N[C@@H](CC(O)=O)C(=O)N[C@@H](CCCCCCCC)C(=O)N[C@@H](CC2=CN([H])C3=C2C=CC=C3)C(=O)N[C@@H](CC(O)=O)C(=O)N[C@@H](CC2=CN([H])C3=C2C=CC=C3)C(=O)N1)C(N)=O						
296	D; 5156.25	X5Hhc-X13Hhc	Disulfide	---	PEG21DA; X14K; amide	SGF+; SIF+++	AA++++; AF++++; FF+++
296	ac-I-H-Ala_cycBu-T-Hhc-Oic-A-D-Ogl-W-D-W-Hhc-K-dR-am (SEQ ID NO:208)						
296	[H][C@](NC(=O)[C@H](CC1CCC1)NC(=O)[C@H](CC1=CNC=N1)NC(=O)[C@@]([H])(NC(C)=O)[C@@H](C)CC)([C@@H](C)O)C(=O)N[C@H]1CCCSSCCC[C@H](NC(=O)[C@H](CC2=CNC3=C2C=CC=C3)NC(=O)[C@H](CC(O)=O)NC(=O)[C@H](CC2=CNC3=C2C=CC=C3)NC(=O)[C@H](CCCCCCCC)NC(=O)[C@H](CC(O)=O)NC(=O)[C@H](C)NC(=O)[C@@H]2CC3CCCCC3N2C1=O)C(=O)N[C@@H](CCCCNC(=O)CCOCCOCCOCCOCCOCCOCCOCCOCCOCCOCCOCCOCCOCCOCCOCCOCCOCCOCCOCCOCCOCCC(=O)NCCCC[C@H](NC(=O)[C@@H]1CCCSSCCC[C@H](NC(=O)[C@@]([H])(NC(=O)[C@H](CC2CCC2)NC(=O)[C@H](CC2=CNC=N2)NC(=O)[C@@]([H])(NC(C)=O)[C@@H](C)CC)[C@@H](C)O)C(=O)N2C3CCCCC3C[C@H]2C(=O)N[C@@H](C)C(=O)N[C@@H](CC(O)=O)C(=O)N[C@@H](CCCCCCCC)C(=O)N[C@@H](CC2=CNC3=C2C=CC=C3)C(=O)N[C@@H](CC(O)=O)C(=O)N[C@@H](CC2=CNC3=C2C=CC=C3)C(=O)N1)C(=O)N[C@H](CCCNC(N)=N)C(N)=O)C(=O)N[C@H](CCCNC(N)=N)C(N)=O						
297	D; 5108.2	X5Hhc-X13Hhc	Disulfide	---	PEG21DA; X14K; amide	SGF+; SIF++++	AA++++
297	ac-Chg-Hse-cyclopropyl_Ala-T-Hhc-Oic-A-D-Ogl-W-D-W-Hhc-K-dR-am (SEQ ID NO:209)						
297	[H][C@](NC(=O)[C@H](CC1CC1)NC(=O)[C@H](CCO)NC(=O)[C@@H](NC(C)=O)C1CCCCC1)([C@@H](C)O)C(=O)N[C@H]1CCCSSCCC[C@H](NC(=O)[C@H](CC2=CNC3=C2C=CC=C3)NC(=O)[C@H](CC(O)=O)NC(=O)[C@H](CC2=CNC3=C2C=CC=C3)NC(=O)[C@H](CCCCCCCC)NC(=O)[C@H](CC(O)=O)NC(=O)[C@H](C)NC(=O)[C@@H]2CC3CCCCC3N2C1=O)C(=O)N[C@@H](CCCCNC(=O)CCOCCOCCOCCOCCOCCOCCOCCOCCOCCOCCOCCOCCOCCOCCOCCOCCOCCOCCOCCOCCOCCC(=O)NCCCC[C@H](NC(=O)[C@@H]1CCCSSCCC[C@H](NC(=O)[C@@]([H])(NC(=O)[C@H](CC2CC2)NC(=O)[C@H](CCO)NC(=O)[C@@H](NC(C)=O)C2CCCCC2)[C@@H](C)O)C(=O)N2C3CCCCC3C[C@H]2C(=O)N[C@@H](C)C(=O)N[C@@H](CC(O)=O)C(=O)N[C@@H](CCCCCCCC)C(=O)N[C@@H](CC2=CNC3=C2C=CC=C3)C(=O)N[C@@H](CC(O)=O)C(=O)N[C@@H](CC2=CNC3=C2C=CC=C3)C(=O)N1)C(=O)N[C@H](CCCNC(N)=N)C(N)=O)C(=O)N[C@H](CCCNC(N)=N)C(N)=O						

FIGURE 1.86

C#	Monomer (M) or Dimer (D) & MW (Daltons)	Cyclization Positions	Cyclization Chemical Bond	Cyclization Linker	Dimerization: Linker, Position, Chemical Bond	Stability Assays (SGF; SIF)	IC50 HEK Blue IL-17assays (AA, AF, FF)
298	D; 5204.28	X5Hhc-X13Hhc	Disulfide	---	PEG21DA; X14K; amide	SGF+; SIF+++++	AA++++; AF++++; FF+++
298	ac-I-Hse-Tba-T-Hhc-Oic-A-Gla-Ogl-W-D-W-Hhc-K-dR-am (SEQ ID NO:210)						
298	[H]C[C@@H]1NC(=O)[C@@H]2C[C@]3([H])CCCC[C@]3([H])N2C(=O)[C@H](CCCSSCCC[C@H](NC(=O)[C@H](CC2=CNC3=CC=CC=C23)NC(=O)[C@H](CC(O)=O)NC(=O)[C@H](CC2=CNC3=CC=CC=C23)NC(=O)[C@H](CCCCCCCC)NC(=O)[C@H](CC(C(O)=O)C(O)=O)NC1=O)C(=O)N[C@@H](CCCCNC(=O)CCOCCOCCOCCOCCOCCOCCOCCOCCOCCOCCOCCOCCOCCOCCOCCOCCOCCOCCOCCOCCOCCOCCC(=O)NCCCC[C@H](NC(=O)[C@@H]1CCCSSCCC[C@H](NC(=O)[C@@H](NC(=O)[C@H](CC(C)(C)C)NC(=O)[C@H](CCO)NC(=O)[C@@H](NC(=O)C[H])[C@@H](C)CC)[C@@H](C)O)C(=O)N2[C@@H](C[C@]3([H])CCCC[C@]23[H])C(=O)N[C@@H](C[H])C(=O)N[C@@H](CC(C(O)=O)C(O)=O)C(=O)N[C@@H](CCCCCCCC)C(=O)N[C@@H](CC2=CNC3=CC=CC=C23)C(=O)N[C@@H](CC(O)=O)C(=O)N[C@@H](CC2=CNC3=CC=CC=C23)C(=O)N1)C(=O)N[C@H](CCCNC(N)=N)C(N)=O)C(=O)N[C@H](CCCNC(N)=N)C(N)=O)NC(=O)[C@@H](NC(=O)[C@H](CC(C)(C)C)NC(=O)[C@H](CCO)NC(=O)[C@@H](NC(=O)C[H])[C@@H](C)CC)[C@@H](C)O						
299	D; 5332.38	X5Hcy-X13Hcy	Thioether	Carbonyl_Linker	PEG21DA; X14K; amide	SGF+; SIF+++++	AA++++; AF++++; FF+++
299	ac-I-H-Tba-T-Hcy-Oic-A-Gla-Ogl-W-D-W-Hcy-K-dR-am (SEQ ID NO:211)						
299	[H]C[C@@H]1NC(=O)[C@@H]2C[C@]3([H])CCCC[C@]3([H])N2C(=O)[C@H](CCSCC(=O)CSCC[C@H](NC(=O)[C@H](CC2=CNC3=CC=CC=C23)NC(=O)[C@H](CC(O)=O)NC(=O)[C@H](CC2=CNC3=CC=CC=C23)NC(=O)[C@H](CCCCCCCC)NC(=O)[C@H](CC(C(O)=O)C(O)=O)NC1=O)C(=O)N[C@@H](CCCCNC(=O)CCOCCOCCOCCOCCOCCOCCOCCOCCOCCOCCOCCOCCOCCOCCOCCOCCOCCOCCOCCOCCOCCOCCC(=O)NCCCC[C@H](NC(=O)[C@@H]1CCSCC(=O)CSCC[C@H](NC(=O)[C@@H](NC(=O)[C@H](CC(C)(C)C)NC(=O)[C@H](CC2=CN=CN2)NC(=O)[C@@H](NC(=O)C[H])[C@@H](C)CC)[C@@H](C)O)C(=O)N2[C@@H](C[C@]3([H])CCCC[C@]23[H])C(=O)N[C@@H](C[H])C(=O)N[C@@H](CC(C(O)=O)C(O)=O)C(=O)N[C@@H](CCCCCCCC)C(=O)N[C@@H](CC2=CNC3=CC=CC=C23)C(=O)N[C@@H](CC(O)=O)C(=O)N[C@@H](CC2=CNC3=CC=CC=C23)C(=O)N1)C(=O)N[C@H](CCCNC(N)=N)C(N)=O)C(=O)N[C@H](CCCNC(N)=N)C(N)=O)NC(=O)[C@@H](NC(=O)[C@H](CC(C)(C)C)NC(=O)[C@H](CC1=CN=CN1)NC(=O)[C@@H](NC(=O)C[H])[C@@H](C)CC)[C@@H](C)O						
300	D; 5156.25	X5Hhc-X13Hhc	Disulfide	---	PEG21DA; X14K; amide	SGF+; SIF+++++	AA++++;
300	ac-I-H-Cpg-T-Hhc-Oic-A-D-Ogl-W-D-W-Hhc-K-dR-am (SEQ ID NO:212)						
300	[H][C@](NC(=O)[C@@H](NC(=O)[C@H](CC1=CNC=N1)NC(=O)[C@@]([H])(NC(C)=O)[C@@H](C)CC)C1CCCC1)([C@@H](C)O)C(=O)N[C@H]1CCCSSCCC[C@H](NC(=O)[C@H](CC2=CNC3=C2C=CC=C3)NC(=O)[C@H](CC(O)=O)NC(=O)[C@H](CC2=CNC3=C2C=CC=C3)NC(=O)[C@H](CCCCCCCC)NC(=O)[C@H](CC(O)=O)NC(=O)[C@H](C)NC(=O)[C@@H]2CC3CCCCC3N2C1=O)C(=O)N[C@@H](CCCCNC(=O)CCOCCOCCOCCOCCOCCOCCOCCOCCOCCOCCOCCOCCOCCOCCOCCOCCOCCOCCOCCOCCOCCC(=O)NCCCC[C@H](NC(=O)[C@@H]1CCCSSCCC[C@H](NC(=O)[C@@]([H])(NC(=O)[C@@H](NC(=O)[C@H](CC2=CNC=N2)NC(=O)[C@@]([H])(NC(C)=O)[C@@H](C)CC)C2CCCC2)[C@@H](C)O)C(=O)N2C3CCCCC3C[C@H]2C(=O)N[C@@H](C)C(=O)N[C@@H](CC(O)=O)C(=O)N[C@@H](CCCCCCCC)C(=O)N[C@@H](CC2=CNC3=C2C=CC=C3)C(=O)N[C@@H](CC(O)=O)C(=O)N[C@@H](CC2=CNC3=C2C=CC=C3)C(=O)N1)C(=O)N[C@H](CCCNC(N)=N)C(N)=O)C(=O)N[C@H](CCCNC(N)=N)C(N)=O						

FIGURE 1.87

C#	Monomer (M) or Dimer (D) & MW (Daltons)	Cyclization Positions	Cyclization Chemical Bond	Cyclization Linker	Dimerization: Linker, Position, Chemical Bond	Stability Assays (SGF; SIF)	IC50 HEK Blue IL-17assays (AA, AF, FF)
301	D; 5244.27	X5Hcy-X13Cys	Thioether	Ebutene_Linker	PEG21DA; X14K; amide	SGF+; SIF+++++	AA++++; AF++++; FF+++
301	ac-I-H-V-T -Hcy-Oic-A-Gla-Ogl-W-D-W-C-K-dR-am (SEQ ID NO:213)						
301	[H][C@](NC(=O)[C@@H](NC(=O)[C@H](CC1=CNC=N1)NC(=O)[C@@]([H])(NC(C)=O)[C@@H](C)CC)C(C)C)([C@@H](C)O)C(=O)N[C@H]1CCSC\C=C\CSC[C@H](NC(=O)[C@H](CC2=CNC3=C2C=CC=C3)NC(=O)[C@H](CC(O)=O)NC(=O)[C@H](CC2=CNC3=C2C=CC=C3)NC(=O)[C@H](CCCCCCCC)NC(=O)C(C[C@H](NC(=O)[C@H](C)NC(=O)[C@@H]2CC3CCCCC3N2C1=O)C(O)=O)C(O)=O)C(=O)N[C@@H](CCCCNC(=O)CCOCCOCCOCCOCCOCCOCCOCCOCCOCCOCCOCCOCCOCCOCCOCCOCCOCCOCCOCCOCCOCCC(=O)NCCCC[C@H](NC(=O)[C@@H]1CSC\C=C\CSCC[C@H](NC(=O)[C@@]([H])(NC(=O)[C@@H](NC(=O)[C@H](CC2=CNC=N2)NC(=O)[C@@]([H])(NC(C)=O)[C@@H](C)CC)C(C)C)[C@@H](C)O)C(=O)N2C3CCCCC3C[C@H]2C(=O)N[C@@H](C)C(=O)N[C@@H](CC(C(O)=O)C(=O)N[C@@H](CCCCCCCC)C(=O)N[C@@H](CC2=CNC3=C2C=CC=C3)C(=O)N[C@@H](CC(O)=O)C(=O)N[C@@H](CC2=CNC3=C2C=CC=C3)C(=O)N1)C(O)=O)C(=O)N[C@H](CCCNC(N)=N)C(N)=O)C(=O)N[C@H](CCCNC(N)=N)C(N)=O						
302	D; 5114.21	X5Hhc-X13Hhc	Disulfide	---	PEG21DA; X14K; amide	SGF+; SIF+++++	AA++++; AF++++; FF++++
302	ac-I-Dab_Ac-V-T-Hhc-Oic-A-D-Ogl-W-D-W-Hhc-K-dR-am (SEQ ID NO:214)						
302	[H][C@](NC(=O)[C@@H](NC(=O)[C@H](CCNC(C)=O)NC(=O)[C@@]([H])(NC(C)=O)[C@@H](C)CC)C(C)C)([C@@H](C)O)C(=O)N[C@H]1CCCSSCCC[C@H](NC(=O)[C@H](CC2=CNC3=C2C=CC=C3)NC(=O)[C@H](CC(O)=O)NC(=O)[C@H](CC2=CNC3=C2C=CC=C3)NC(=O)[C@H](CCCCCCCC)NC(=O)[C@H](CC(O)=O)NC(=O)[C@H](C)NC(=O)[C@@H]2CC3CCCCC3N2C1=O)C(=O)N[C@@H](CCCCNC(=O)CCOCCOCCOCCOCCOCCOCCOCCOCCOCCOCCOCCOCCOCCOCCOCCOCCOCCOCCOCCOCCOCCC(=O)NCCCC[C@H](NC(=O)[C@@H]1CCCSSCCC[C@H](NC(=O)[C@@]([H])(NC(=O)[C@@H](NC(=O)[C@H](CCNC(C)=O)NC(=O)[C@@]([H])(NC(C)=O)[C@@H](C)CC)C(C)C)[C@@H](C)O)C(=O)N2C3CCCCC3C[C@H]2C(=O)N[C@@H](C)C(=O)N[C@@H](CC(O)=O)C(=O)N[C@@H](CCCCCCCC)C(=O)N[C@@H](CC2=CNC3=C2C=CC=C3)C(=O)N[C@@H](CC(O)=O)C(=O)N[C@@H](CC2=CNC3=C2C=CC=C3)C(=O)N1)C(=O)N[C@H](CCCNC(N)=N)C(N)=O)C(=O)N[C@H](CCCNC(N)=N)C(N)=O						
303	D; 5186.3	X5Hhc-X13Hhc	Disulfide	---	PEG21DA; X14K; amide	SGF+; SIF++++	AA++++; AF++++; FF+++
303	ac-I-DabMs-V-T-Hhc-Oic-A-D-Ogl-W-D-W-Hhc-K-dR-am (SEQ ID NO:215)						
303	[H][C@](NC(=O)[C@@H](NC(=O)[C@H](CCNS(C)(=O)=O)NC(=O)[C@@]([H])(NC(C)=O)[C@@H](C)CC)C(C)C)([C@@H](C)O)C(=O)N[C@H]1CCCSSCCC[C@H](NC(=O)[C@H](CC2=CNC3=C2C=CC=C3)NC(=O)[C@H](CC(O)=O)NC(=O)[C@H](CC2=CNC3=C2C=CC=C3)NC(=O)[C@H](CCCCCCCC)NC(=O)[C@H](CC(O)=O)NC(=O)[C@H](C)NC(=O)[C@@H]2CC3CCCCC3N2C1=O)C(=O)N[C@@H](CCCCNC(=O)CCOCCOCCOCOCCOCCOCCOCCOCCOCCOCCOCCOCCOCCOCCOCCOCCOCCOCCOCCOCCOCCC(=O)NCCCC[C@H](NC(=O)[C@@H]1CCCSSCCC[C@H](NC(=O)[C@@]([H])(NC(=O)[C@@H](NC(=O)[C@H](CCNS(C)(=O)=O)NC(=O)[C@@]([H])(NC(C)=O)[C@@H](C)CC)C(C)C)[C@@H](C)O)C(=O)N2C3CCCCC3C[C@H]2C(=O)N[C@@H](C)C(=O)N[C@@H](CC(O)=O)C(=O)N[C@@H](CCCCCCCC)C(=O)N[C@@H](CC2=CNC3=C2C=CC=C3)C(=O)N[C@@H](CC(O)=O)C(=O)N[C@@H](CC2=CNC3=C2C=CC=C3)C(=O)N1)C(=O)N[C@H](CCCNC(N)=N)C(N)=O)C(=O)N[C@H](CCCNC(N)=N)C(N)=O						

FIGURE 1.88

C#	Monomer (M) or Dimer (D) & MW (Daltons)	Cyclization Positions	Cyclization Chemical Bond	Cyclization Linker	Dimerization: Linker, Position, Chemical Bond	Stability Assays (SGF; SIF)	IC50 HEK Blue IL-17assays (AA, AF, FF)
304	D; 5170.32	X5Hhc-X13Hhc	Disulfide	---	PEG21DA; X14K; amide	SGF+; SIF++++	AA++++; AF++++; FF++++
304	ac-I-Lys_Ac-V-T-Hhc-Oic-A-D-Ogl-W-D-W-Hhc-K-dR-am (SEQ ID NO:216)						
304	[H]CC(=O)NCCCC[C@H](NC(=O)[C@@]([H])(NC(C)=O)[C@@H](C)CC)C(=O)N[C@@H](C(C)C)C(=O)N[C@@]([H])([C@@H](C)O)C(=O)N[C@H]1CCCSSCCC[C@H](NC(=O)[C@H](CC2=CNC3=C2C=CC=C3)NC(=O)[C@H](CC(O)=O)NC(=O)[C@H](CC2=CNC3=C2C=CC=C3)NC(=O)[C@H](CCCCCCCC)NC(=O)[C@H](CC(O)=O)NC(=O)[C@H](C)NC(=O)[C@@H]2CC3CCCCC3N2C1=O)C(=O)N[C@@H](CCCCNC(=O)CCOCCOCCOCCOCCOCCOCCOCCOCCOCCOCCOCCOCCOCCOCCOCCOCCOCCOCCOCCOCCOCCC(=O)NCCCC[C@H](NC(=O)[C@@H]1CCCSSCCC[C@H](NC(=O)[C@@]([H])(NC(=O)[C@@H](NC(=O)[C@H](CCCCNC(=O)C[H])NC(=O)[C@@]([H])(NC(C)=O)[C@@H](C)CC)C(C)C)[C@@H](C)O)C(=O)N2C3CCCCC3C[C@H]2C(=O)N[C@@H](C)C(=O)N[C@@H](CC(O)=O)C(=O)N[C@@H](CCCCCCCC)C(=O)N[C@@H](CC2=CNC3=C2C=CC=C3)C(=O)N[C@@H](CC(O)=O)C(=O)N[C@@H](CC2=CNC3=C2C=CC=C3)C(=O)N1)C(=O)N[C@H](CCCNC(N)=N)C(N)=O)C(=O)N[C@H](CCCNC(N)=N)C(N)=O						
305	D; 5242.41	X5Hhc-X13Hhc	Disulfide	---	PEG21DA; X14K; amide	SGF+; SIF+++	AA++++; AF++++; FF++++
305	ac-I-LysMs-V-T-Hhc-Oic-A-D-Ogl-W-D-W-Hhc-K-dR-am (SEQ ID NO:217)						
305	[H][C@](NC(=O)[C@@H](NC(=O)[C@H](CCCCNS(C)(=O)=O)NC(=O)[C@@]([H])(NC(C)=O)[C@@H](C)CC)C(C)C)([C@@H](C)O)C(=O)N[C@H]1CCCSSCCC[C@H](NC(=O)[C@H](CC2=CNC3=C2C=CC=C3)NC(=O)[C@H](CC(O)=O)NC(=O)[C@H](CC2=CNC3=C2C=CC=C3)NC(=O)[C@H](CCCCCCCC)NC(=O)[C@H](CC(O)=O)NC(=O)[C@H](C)NC(=O)[C@@H]2CC3CCCCC3N2C1=O)C(=O)N[C@@H](CCCCNC(=O)CCOCCOCCOCCOCCOCCOCCOCCOCCOCCOCCOCCOCCOCCOCCOCCOCCOCCOCCOCCOCCOCCC(=O)NCCCC[C@H](NC(=O)[C@@H]1CCCSSCCC[C@H](NC(=O)[C@@]([H])(NC(=O)[C@@H](NC(=O)[C@H](CCCCNS(C)(=O)=O)NC(=O)[C@@]([H])(NC(C)=O)[C@@H](C)CC)C(C)C)[C@@H](C)O)C(=O)N2C3CCCCC3C[C@H]2C(=O)N[C@@H](C)C(=O)N[C@@H](CC(O)=O)C(=O)N[C@@H](CCCCCCCC)C(=O)N[C@@H](CC2=CNC3=C2C=CC=C3)C(=O)N[C@@H](CC(O)=O)C(=O)N[C@@H](CC2=CNC3=C2C=CC=C3)C(=O)N1)C(=O)N[C@H](CCCNC(N)=N)C(N)=O)C(=O)N[C@H](CCCNC(N)=N)C(N)=O						
306	D; 5927.013	X9O3S-X13O3S	Carbon-carbon double bond	---	PEG21DA; X14K; amide	----	AA++++; AF++++;
306	1PEG21PEG2IsoGluC12-I-H-V-T-I-P-A-D-O3S-W-D-W-O3S-K-dR-am (SEQ ID NO:218)						
306	[H]C[C@H](NC(=O)[C@@H]1CC([H])CN1C(=O)[C@@H](NC(=O)[C@@H](NC(=O)[C@@H](NC(=O)[C@H](CC1=CN=CN1)NC(=O)[C@@H](NC(=O)COCCOCCNC(=O)COCCOCCNC(=O)CC[C@H](NC(=O)CCCCCCCCCCC)C(O)=O)[C@@H](C)CC)C(C)C)[C@@H](C)O)[C@@H](C)CC)C(=O)N[C@@H](CC(O)=O)C(=O)N[C@H]1CCC\C=C/CCC[C@H](NC(=O)[C@H](CC2=CNC3=CC=CC=C23)NC(=O)[C@H](CC(O)=O)NC(=O)[C@H](CC2=CNC3=CC=CC=C23)NC1=O)C(=O)N[C@@H](CCCCNC(=O)CCOCCOCCOCCOCCOCCOCCOCCOCCOCCOCCOCCOCCOCCOCCOCCOCCOCCOCCOCCOCCOCCC(=O)NCCCC[C@H](NC(=O)[C@@H]1CCC\C=C/CCC[C@H](NC(=O)[C@H](CC(O)=O)NC(=O)[C@H](C[H])NC(=O)[C@@H]2CC([H])CN2C(=O)[C@@H](NC(=O)[C@@H](NC(=O)[C@@H](NC(=O)[C@H](CC2=CN=CN2)NC(=O)[C@@H](NC(=O)COCCOCCNC(=O)COCCOCCNC(=O)CC[C@H](NC(=O)CCCCCCCCCCC)C(O)=O)[C@@H](C)CC)C(C)C)[C@@H](C)O)[C@@H](C)CC)C(=O)N[C@@H](CC2=CNC3=CC=CC=C23)C(=O)N						

FIGURE 1.89

C#	Monomer (M) or Dimer (D) & MW (Daltons)	Cyclization Positions	Cyclization Chemical Bond	Cyclization Linker	Dimerization: Linker, Position, Chemical Bond	Stability Assays (SGF; SIF)	IC50 HEK Blue IL-17assays (AA, AF, FF)
	[C@@H](CC(O)=O)C(=O)N[C@@H](CC2=CNC3=CC=CC=C23)C(=O)N1)C(=O)N[C@H](CCCNC(N)=N)C(N)=O)C(=O)N[C@H](CCCNC(N)=N)C(N)=O						
307	D; 5232.34	X5Hhc-X13Hhc	Disulfide	---	PEG21DA; X14K; amide	SGF+; SIF++++	AA++++; AF++++; FF++
307	ac-I-Hse-Tba-T-Hhc-Oic-A-Gla-Ogl-W-D-Trp_5Me-Hhc-K-dR-am (SEQ ID NO:219)						
307	[H]NC(N)=NCCC[C@@H](NC(=O)[C@H](CCCCNC(=O)CCOCCOCCOCCOCCOCCOCCOCCOCCOCCOCCOCCOCCOCCOCCOCCOCCOCCOCCOCCOCCOCCC(=O)NCCCC[C@H](NC(=O)[C@@H]1CCCSSCCC[C@H](NC(=O)[C@@]([H])(NC(=O)[C@H](CC(C)(C)C)NC(=O)[C@H](CCO[H])NC(=O)[C@@]([H])(NC(C)=O)[C@@H](C)CC)[C@@H](C)O[H])C(=O)N2C3CCCCC3C[C@H]2C(=O)N[C@@H](C)C(=O)N[C@@H](CC(C(O)=O)C(=O)N[C@@H](CCCCCCCC)C(=O)N[C@@H](CC2=CN([H])C3=C2C=CC=C3)C(=O)N[C@@H](CC(O)=O)C(=O)N[C@@H](CC2=CNC3=CC=C(C)C=C23)C(=O)N1)C(O)=O)C(=O)N[C@H](CCCN=C(N)N[H])C(N)=O)NC(=O)[C@@H]1CCCSSCCC[C@H](NC(=O)[C@@]([H])(NC(=O)[C@H](CC(C)(C)C)NC(=O)[C@H](CCO[H])NC(=O)[C@@]([H])(NC(C)=O)[C@@H](C)CC)[C@@H](C)O[H])C(=O)N2C3CCCCC3C[C@H]2C(=O)N[C@@H](C)C(=O)N[C@@H](CC(C(O)=O)C(=O)N[C@@H](CCCCCCCC)C(=O)N[C@@H](CC2=CN([H])C3=C2C=CC=C3)C(=O)N[C@@H](CC(O)=O)C(=O)N[C@@H](CC2=CNC3=CC=C(C)C=C23)C(=O)N1)C(O)=O)C(N)=O						
308	D; 5229.17	X5Hhc-X13Hhc	Disulfide	---	PEG21DA; X14K; amide	SGF++++; SIF++++	AA++++
308	ac-I-H-Tba-T-Hhc-Oic-A-D-Ogl-W-D-Trp_6Cl-Hhc-K-dR-am (SEQ ID NO:220)						
308	[H]NC(N)=NCCC[C@@H](NC(=O)[C@H](CCCCNC(=O)CCOCCOCCOCCOCCOCCOCCOCCOCCOCCOCCOCCOCCOCCOCCOCCOCCOCCOCCOCCOCCOCCC(=O)NCCCC[C@H](NC(=O)[C@@H]1CCCSSCCC[C@H](NC(=O)[C@@]([H])(NC(=O)[C@H](CC(C)(C)C)NC(=O)[C@H](CC2=CN([H])C=N2)NC(=O)[C@@]([H])(NC(C)=O)[C@@H](C)CC)[C@@H](C)O[H])C(=O)N2C3CCCCC3C[C@H]2C(=O)N[C@@H](C)C(=O)N[C@@H](CC(O)=O)C(=O)N[C@@H](CCCCCCCC)C(=O)N[C@@H](CC2=CN([H])C3=C2C=CC=C3)C(=O)N[C@@H](CC(O)=O)C(=O)N[C@@H](CC2=CNC3=CC(Cl)=CC=C23)C(=O)N1)C(=O)N[C@H](CCCN=C(N)N[H])C(N)=O)NC(=O)[C@@H]1CCCSSCCC[C@H](NC(=O)[C@@]([H])(NC(=O)[C@H](CC(C)(C)C)NC(=O)[C@H](CC2=CN([H])C=N2)NC(=O)[C@@]([H])(NC(C)=O)[C@@H](C)CC)[C@@H](C)O[H])C(=O)N2C3CCCCC3C[C@H]2C(=O)N[C@@H](C)C(=O)N[C@@H](CC(O)=O)C(=O)N[C@@H](CCCCCCCC)C(=O)N[C@@H](CC2=CN([H])C3=C2C=CC=C3)C(=O)N[C@@H](CC(O)=O)C(=O)N[C@@H](CC2=CNC3=CC(Cl)=CC=C23)C(=O)N1)C(N)=O						
309	D; 5126.22	X5Hhc-X13Hhc	Disulfide	---	PEG21DA; X14K; amide	SGF+; SIF++++	AA++++; AF++++; FF+++
309	ac-I-3Pal-V-T-Hhc-Oic-A-D-Ogl-W-D-W-Hhc-K-dR-am (SEQ ID NO:221)						
309	[H]NC(N)=NCCC[C@@H](NC(=O)[C@H](CCCCNC(=O)CCOCCOCCOCCOCCOCCOCCOCCOCCOCCOCCOCCOCCOCCOCCOCCOCCOCCOCCOCCOCCOCCC(=O)NCCCC[C@H](NC(=O)[C@@H]1CCCSSCCC[C@H](NC(=O)[C@@]([H])(NC(=O)[C@@H](NC(=O)[C@H](CC2=CN=CC=C2)NC(=O)[C@@]([H])(NC(C)=O)[C@@H](C)CC)C(C)C)[C@@H](C)O[H])C(=O)N2C3CCCCC3C[C@H]2C(=O)N[C@@H](C)C(=O)N[C@@H](CC(O)=O)C(=O)N[C@@H](CCCCCCCC)C(=O)N[C@@H](CC2=CN([H])C3=C2C=CC=C3)C(=O)N[C@@H](CC(O)=O)C(=O)N[C@@H](CC2=CN([H])C3=C2C=CC=C3)C(=O)N1)C(=O)N[C@H](CCCN=C(N)N[H])C(N)=O)NC(=O)[C@@H]1CCCSSCCC[C@H](NC(=O)[C@@]([H])(NC(=O)[C@@H](NC(=O)[C@H](CC2=CN=CC=C2)NC(=O)[C@@]([H])(NC(C)=O)[C@@H](C)CC)C(C)C)[C@@H](C)O[H])C(=O)N2C3CCCCC3C[C@H]2C(=O)N[C@@H](C)						

FIGURE 1.90

C#	Monomer (M) or Dimer (D) & MW (Daltons)	Cyclization Positions	Cyclization Chemical Bond	Cyclization Linker	Dimerization: Linker, Position, Chemical Bond	Stability Assays (SGF; SIF)	IC50 HEK Blue IL-17assays (AA, AF, FF)
	C(=O)N[C@@H](CC(O)=O)C(=O)N[C@@H](CCCCCCCC)C(=O)N[C@@H](CC2=CN([H])C3=C2C=CC=C3)C(=O)N[C@@H](CC(O)=O)C(=O)N[C@@H](CC2=CN([H])C3=C2C=CC=C3)C(=O)N1)C(N)=O						
310	D; 5126.22	X5Hhc-X13Hhc	Disulfide	---	PEG21DA; X14K; amide	SGF+; SIF+	AA++++; AF++++; FF+++
310	ac-I-2Pal-V-T-Hhc-Oic-A-D-Ogl-W-D-W-Hhc-K-dR-am (SEQ ID NO:222)						
310	[H]NC(N)=NCCC[C@@H](NC(=O)[C@H](CCCCNC(=O)CCOCCOCCOCCOCCOCCOCCOCCOCCOCCOCCOCCOCCOCCOCCOCCOCCOCCOCCOCCOCCOCCC(=O)NCCCC[C@H](NC(=O)[C@@H]1CCCSSCCC[C@H](NC(=O)[C@@]([H])(NC(=O)[C@@H](NC(=O)[C@H](CC2=NC=CC=C2)NC(=O)[C@@]([H])(NC(C)=O)[C@@H](C)CC)C(C)C)[C@@H](C)O[H])C(=O)N2C3CCCCC3C[C@H]2C(=O)N[C@@H](C)C(=O)N[C@@H](CC(O)=O)C(=O)N[C@@H](CCCCCCCC)C(=O)N[C@@H](CC2=CN([H])C3=C2C=CC=C3)C(=O)N[C@@H](CC(O)=O)C(=O)N[C@@H](CC2=CN([H])C3=C2C=CC=C3)C(=O)N1)C(=O)N[C@H](CCCN=C(N)N[H])C(N)=O)NC(=O)[C@@H]1CCCSSCCC[C@H](NC(=O)[C@@]([H])(NC(=O)[C@@H](NC(=O)[C@H](CC2=NC=CC=C2)NC(=O)[C@@]([H])(NC(C)=O)[C@@H](C)CC)C(C)C)[C@@H](C)O[H])C(=O)N2C3CCCCC3C[C@H]2C(=O)N[C@@H](C)C(=O)N[C@@H](CC(O)=O)C(=O)N[C@@H](CCCCCCCC)C(=O)N[C@@H](CC2=CN([H])C3=C2C=CC=C3)C(=O)N[C@@H](CC(O)=O)C(=O)N[C@@H](CC2=CN([H])C3=C2C=CC=C3)C(=O)N1)C(N)=O						
311	D; 5238.36	X5Hhc-X13Hhc	Disulfide	---	PEG21DA; X14K; amide	SGF+; SIF++++	AA++++
311	ac-I-Phe_4guan-V-T-Hhc-Oic-A-D-Ogl-W-D-W-Hhc-K-dR-am (SEQ ID NO:223)						
311	[H]NC(N)=NCCC[C@@H](NC(=O)[C@H](CCCCNC(=O)CCOCCOCCOCCOCCOCCOCCOCCOCCOCCOCCOCCOCCOCCOCCOCCOCCOCCOCCOCCOCCOCCC(=O)NCCCC[C@H](NC(=O)[C@@H]1CCCSSCCC[C@H](NC(=O)[C@@]([H])(NC(=O)[C@@H](NC(=O)[C@H](CC2=CC=C(NC(N)=N)C=C2)NC(=O)[C@@]([H])(NC(C)=O)[C@@H](C)CC)C(C)C)[C@@H](C)O[H])C(=O)N2C3CCCCC3C[C@H]2C(=O)N[C@@H](C)C(=O)N[C@@H](CC(O)=O)C(=O)N[C@@H](CCCCCCCC)C(=O)N[C@@H](CC2=CN([H])C3=C2C=CC=C3)C(=O)N[C@@H](CC(O)=O)C(=O)N[C@@H](CC2=CN([H])C3=C2C=CC=C3)C(=O)N1)C(=O)N[C@H](CCCN=C(N)N[H])C(N)=O)NC(=O)[C@@H]1CCCSSCCC[C@H](NC(=O)[C@@]([H])(NC(=O)[C@@H](NC(=O)[C@H](CC2=CC=C(NC(N)=N)C=C2)NC(=O)[C@@]([H])(NC(C)=O)[C@@H](C)CC)C(C)C)[C@@H](C)O[H])C(=O)N2C3CCCCC3C[C@H]2C(=O)N[C@@H](C)C(=O)N[C@@H](CC(O)=O)C(=O)N[C@@H](CCCCCCCC)C(=O)N[C@@H](CC2=CN([H])C3=C2C=CC=C3)C(=O)N[C@@H](CC(O)=O)C(=O)N[C@@H](CC2=CN([H])C3=C2C=CC=C3)C(=O)N1)C(N)=O						
312	D; 5210.3	X5Hhc-X13Hhc	Disulfide	---	PEG21DA; X14K; amide	SGF+; SIF++++	AA++++; AF++++; FF+++
312	ac-I-Phe_4Ad-V-T-Hhc-Oic-A-D-Ogl-W-D-W-Hhc-K-dR-am (SEQ ID NO:224)						
312	[H]NC(N)=NCCC[C@@H](NC(=O)[C@H](CCCCNC(=O)CCOCCOCCOCCOCCOCCOCCOCCOCCOCCOCCOCCOCCOCCOCCOCCOCCOCCOCCOCCOCCOCCC(=O)NCCCC[C@H](NC(=O)[C@@H]1CCCSSCCC[C@H](NC(=O)[C@@]([H])(NC(=O)[C@@H](NC(=O)[C@H](CC2=CC=C(C=C2)C(N)=O)NC(=O)[C@@]([H])(NC(C)=O)[C@@H](C)CC)C(C)C)[C@@H](C)O[H])C(=O)N2C3CCCCC3C[C@H]2C(=O)N[C@@H](C)C(=O)N[C@@H](CC(O)=O)C(=O)N[C@@H](CCCCCCCC)C(=O)N[C@@H](CC2=CN([H])C3=C2C=CC=C3)C(=O)N[C@@H](CC(O)=O)C(=O)N[C@@H](CC2=CN([H])C3=C2C=CC=C3)C(=O)N1)C(=O)N[C@H](CCCN=C(N)N[H])C(N)=O)NC(=O)[C@@H]1CCCSSCCC[C@H](NC(=O)[C@@]([H])(NC(=O)[C@@H](NC(=O)[C@H](CC2=CC=C(C=C2)C(N)=O)NC(=O)[C@@]([H])(NC(C)=O)[C@@H](C)CC)C(C)C)[C@@H](C)O[H])C(=O)N2C3CCCCC3C[C@H]						

FIGURE 1.91

C#	Monomer (M) or Dimer (D) & MW (Daltons)	Cyclization Positions	Cyclization Chemical Bond	Cyclization Linker	Dimerization: Linker, Position, Chemical Bond	Stability Assays (SGF; SIF)	IC50 HEK Blue IL-17assays (AA, AF, FF)
	2C(=O)N[C@@H](C)C(=O)N[C@@H](CC(O)=O)C(=O)N[C@@H](CCCCCCCC)C(=O)N[C@@H](CC2=CN([H])C3=C2C=CC=C3)C(=O)N[C@@H](CC(O)=O)C(=O)N[C@@H](CC2=CN([H])C3=C2C=CC=C3)C(=O)N1)C(N)=O						
313	D; 5142.35	X5Hhc-X13Hhc	Disulfide	---	PEG21DA; X14K; amide	SGF++++; SIF++++	AA++++; AF++++; FF+++
313	ac-I-Lys_Dimethyl-V-T-Hhc-Oic-A-D-Ogl-W-D-W-Hhc-K-dR-am (SEQ ID NO:225)						
313	[H]NC(N)=NCCC[C@@H](NC(=O)[C@H](CCCCNC(=O)CCOCCOCCOCCOCCOCCOCCOCCOCCOCCOCCOCCOCCOCCOCCOCCOCCOCCC(=O)NCCCC[C@H](NC(=O)[C@@H]1CCCSSCCC[C@H](NC(=O)[C@@]([H])(NC(=O)[C@@H](NC(=O)[C@H](CCCCN(C)C)N([H])C(=O)[C@@]([H])(NC(C)=O)[C@@H](C)CC)C(C)C)[C@@H](C)O[H])C(=O)N2C3CCCCC3C[C@H]2C(=O)N[C@@H](C)C(=O)N[C@@H](CC(O)=O)C(=O)N[C@@H](CCCCCCCC)C(=O)N[C@@H](CC2=CN([H])C3=C2C=CC=C3)C(=O)N[C@@H](CC(O)=O)C(=O)N[C@@H](CC2=CN([H])C3=C2C=CC=C3)C(=O)N1)C(=O)N[C@H](CCCN=C(N)N[H])C(N)=O)NC(=O)[C@@H]1CCCSSCCC[C@H](NC(=O)[C@@]([H])(NC(=O)[C@@H](NC(=O)[C@H](CCCCN(C)C)N([H])C(=O)[C@@]([H])(NC(C)=O)[C@@H](C)CC)C(C)C)[C@@H](C)O[H])C(=O)N2C3CCCCC3C[C@H]2C(=O)N[C@@H](C)C(=O)N[C@@H](CC(O)=O)C(=O)N[C@@H](CCCCCCCC)C(=O)N[C@@H](CC2=CN([H])C3=C2C=CC=C3)C(=O)N[C@@H](CC(O)=O)C(=O)N[C@@H](CC2=CN([H])C3=C2C=CC=C3)C(=O)N1)C(N)=O						
314	D; 5172.42	X5Hhc-X13Hhc	Disulfide	---	PEG21DA; X14K; amide	SGF++++; SIF++++	AA++++; AF++++; FF+++
314	ac-I-Lys_Me3-V-T-Hhc-Oic-A-D-Ogl-W-D-W-Hhc-K-dR-am (SEQ ID NO:226)						
314	[H]NC(N)=NCCC[C@@H](NC(=O)[C@H](CCCCNC(=O)CCOCCOCCOCCOCCOCCOCCOCCOCCOCCOCCOCCOCCOCCOCCOCCOCCOCCC(=O)NCCCC[C@H](NC(=O)[C@@H]1CCCSSCCC[C@H](NC(=O)[C@@]([H])(NC(=O)[C@@H](NC(=O)[C@H](CCCC[N+](C)(C)C)NC(=O)[C@@]([H])(NC(C)=O)[C@@H](C)CC)C(C)C)[C@@H](C)O[H])C(=O)N2C3CCCCC3C[C@H]2C(=O)N[C@@H](C)C(=O)N[C@@H](CC(O)=O)C(=O)N[C@@H](CCCCCCCC)C(=O)N[C@@H](CC2=CN([H])C3=C2C=CC=C3)C(=O)N[C@@H](CC(O)=O)C(=O)N[C@@H](CC2=CN([H])C3=C2C=CC=C3)C(=O)N1)C(=O)N[C@H](CCCN=C(N)N[H])C(N)=O)NC(=O)[C@@H]1CCCSSCCC[C@H](NC(=O)[C@@]([H])(NC(=O)[C@@H](NC(=O)[C@H](CCCC[N+](C)(C)C)NC(=O)[C@@]([H])(NC(C)=O)[C@@H](C)CC)C(C)C)[C@@H](C)O[H])C(=O)N2C3CCCCC3C[C@H]2C(=O)N[C@@H](C)C(=O)N[C@@H](CC(O)=O)C(=O)N[C@@H](CCCCCCCC)C(=O)N[C@@H](CC2=CN([H])C3=C2C=CC=C3)C(=O)N[C@@H](CC(O)=O)C(=O)N[C@@H](CC2=CN([H])C3=C2C=CC=C3)C(=O)N1)C(N)=O						
315	D; 5088.12	X5Hhc-X13Hhc	Disulfide	---	PEG21DA; X14K; amide	SGF+; SIF+	AA++++; AF++++; FF++++
315	ac-I-E-V-T-Hhc-Oic-A-D-Ogl-W-D-W-Hhc-K-dR-am (SEQ ID NO:227)						
315	[H]NC(N)=NCCC[C@@H](NC(=O)[C@H](CCCCNC(=O)CCOCCOCCOCCOCCOCCOCCOCCOCCOCCOCCOCCOCCOCCOCCOCCOCCOCCC(=O)NCCCC[C@H](NC(=O)[C@@H]1CCCSSCCC[C@H](NC(=O)[C@@]([H])(NC(=O)[C@@H](NC(=O)[C@H](CCC(O)=O)NC(=O)[C@@]([H])(NC(C)=O)[C@@H](C)CC)C(C)C)[C@@H](C)O[H])C(=O)N2C3CCCCC3C[C@H]2C(=O)N[C@@H](C)C(=O)N[C@@H](CC(O)=O)C(=O)N[C@@H](CCCCCCCC)C(=O)N[C@@H](CC2=CN([H])C3=C2C=CC=C3)C(=O)N[C@@H](CC(O)=O)C(=O)N[C@@H](CC2=CN([H])C3=C2C=CC=C3)C(=O)N1)C(=O)N[C@H](CCCN=C(N)N[H])C(N)=O)NC(=O)[C@@H]1CCCSSCCC[C@H](NC(=O)[C@@]([H])(NC(=O)[C@@H](NC(=O)[C@H](CCC(O)=O)NC(=O)[C@@]([H])(NC(C)=O)[C@@H](C)CC)C(C)C)[C@@H](C)O[H])C(=O)N2C3CCCCC3C[C@H]2C(=O)N[C@@H](C)C(=O)N[C						

FIGURE 1.92

C#	Monomer (M) or Dimer (D) & MW (Daltons)	Cyclization Positions	Cyclization Chemical Bond	Cyclization Linker	Dimerization: Linker, Position, Chemical Bond	Stability Assays (SGF; SIF)	IC50 HEK Blue IL-17assays (AA, AF, FF)
	@@H](CC(O)=O)C(=O)N[C@@H](CCCCCCCC)C(=O)N[C@@H](CC2=CN([H])C3=C2C=CC=C3)C(=O)N[C@@H](CC(O)=O)C(=O)N[C@@H](CC2=CN([H])C3=C2C=CC=C3)C(=O)N1)C(N)=O						
316	D; 5086.15	X5Hhc-X13Hhc	Disulfide	---	PEG21DA; X14K; amide	SGF+; SIF+++	AA++++; AF++++; FF++++
316	ac-I-Q-V-T-Hhc-Oic-A-D-Ogl-W-D-W-Hhc-K-dR-am (SEQ ID NO:228)						
316	[H]NC(=O)CC[C@H](NC(=O)[C@@]([H])(NC(C)=O)[C@@H](C)CC)C(=O)N[C@@H](C(C)C)C(=O)N[C@@]([H])([C@@H](C)O[H])C(=O)N[C@H]1CCCSSCCC[C@H](NC(=O)[C@H](CC2=CN([H])C3=C2C=CC=C3)NC(=O)[C@H](CC(O)=O)NC(=O)[C@H](CC2=CN([H])C3=C2C=CC=C3)NC(=O)[C@H](CCCCCCCC)NC(=O)[C@H](CC(O)=O)NC(=O)[C@H](C)NC(=O)[C@@H]2CC3CCCCC3N2C1=O)C(=O)N[C@@H](CCCCNC(=O)CCOCCOCCOCCOCCOCCOCCOCCOCCOCCOCCOCCOCCOCCOCCOCCOCCOCCOCCOCCOCCOCCC(=O)NCCCC[C@H](NC(=O)[C@@H]1CCCSSCCC[C@H](NC(=O)[C@@]([H])(NC(=O)[C@@H](NC(=O)[C@H](CCC(=O)N[H])NC(=O)[C@@]([H])(NC(C)=O)[C@@H](C)CC)C(C)C)[C@@H](C)O[H])C(=O)N2C3CCCCC3C[C@H]2C(=O)N[C@@H](C)C(=O)N[C@@H](CC(O)=O)C(=O)N[C@@H](CCCCCCCC)C(=O)N[C@@H](CC2=CN([H])C3=C2C=CC=C3)C(=O)N[C@@H](CC(O)=O)C(=O)N[C@@H](CC2=CN([H])C3=C2C=CC=C3)C(=O)N1)C(=O)N[C@H](CCCN=C(N)N[H])C(N)=O)C(=O)N[C@H](CCCN=C(N)N[H])C(N)=O						
317	D; 5188.34	X5Hhc-X13Hhc	Disulfide	---	PEG21DA; X14K; amide	SGF++++; SIF++++	AA++++; FF+++
317	ac-I-H-Tba-T-Hhc-Oic-A-D-Ogl-W-E-W-Hhc-K-dR-am (SEQ ID NO:713)						
317	[H]NC(N)=NCCC[C@@H](NC(=O)[C@H](CCCCNC(=O)CCOCCOCCOCCOCCOCCOCCOCCOCCOCCOCCOCCOCCOCCOCCOCCOCCOCCOCCOCCOCCOCCC(=O)NCCCC[C@H](NC(=O)[C@@H]1CCCSSCCC[C@H](NC(=O)[C@@]([H])(NC(=O)[C@H](CC(C)(C)C)NC(=O)[C@H](CC2=CN([H])C=N2)NC(=O)[C@@]([H])(NC(C)=O)[C@@H](C)CC)[C@@H](C)O[H])C(=O)N2C3CCCCC3C[C@H]2C(=O)N[C@@H](C)C(=O)N[C@@H](CC(O)=O)C(=O)N[C@@H](CCCCCCCC)C(=O)N[C@@H](CC2=CN([H])C3=C2C=CC=C3)C(=O)N[C@@H](CCC(O)=O)C(=O)N[C@@H](CC2=CN([H])C3=C2C=CC=C3)C(=O)N1)C(=O)N[C@H](CCCN=C(N)N[H])C(N)=O)NC(=O)[C@@H]1CCCSSCCC[C@H](NC(=O)[C@@]([H])(NC(=O)[C@H](CC(C)(C)C)NC(=O)[C@H](CC2=CN([H])C=N2)NC(=O)[C@@]([H])(NC(C)=O)[C@@H](C)CC)[C@@H](C)O[H])C(=O)N2C3CCCCC3C[C@H]2C(=O)N[C@@H](C)C(=O)N[C@@H](CC(O)=O)C(=O)N[C@@H](CCCCCCCC)C(=O)N[C@@H](CC2=CN([H])C3=C2C=CC=C3)C(=O)N[C@@H](CCC(O)=O)C(=O)N[C@@H](CC2=CN([H])C3=C2C=CC=C3)C(=O)N1)C(N)=O						
318	D; 5320.46	X5Hhc-X13Hhc	Disulfide	---	PEG21DA; X14K; amide	SGF+++; SIF++++	AA++++; FF++
318	ac-I-H-Tba-T-Hhc-Oic-H-D-Ogl-W-E-W-Hhc-K-dR-am (SEQ ID NO:229)						
318	[H]NC(N)=NCCC[C@@H](NC(=O)[C@H](CCCCNC(=O)CCOCCOCCOCCOCCOCCOCCOCCOCCOCCOCCOCCOCCOCCOCCOCCOCCOCCOCCOCCOCCOCCC(=O)NCCCC[C@H](NC(=O)[C@@H]1CCCSSCCC[C@H](NC(=O)[C@@]([H])(NC(=O)[C@H](CC(C)(C)C)NC(=O)[C@H](CC2=CN([H])C=N2)NC(=O)[C@@]([H])(NC(C)=O)[C@@H](C)CC)[C@@H](C)O[H])C(=O)N2C3CCCCC3C[C@H]2C(=O)N[C@@H](CC2=CN([H])C=N2)C(=O)N[C@@H](CC(O)=O)C(=O)N[C@@H](CCCCCCCC)C(=O)N[C@@H](CC2=CN([H])C3=C2C=CC=C3)C(=O)N[C@@H](CCC(O)=O)C(=O)N[C@@H](CC2=CN([H])C3=C2C=CC=C3)C(=O)N1)C(=O)N[C@H](CCCN=C(N)N[H])C(N)=O)NC(=O)[C@@H]1CCCSSCCC[C@H](NC(=O)[C@@]([H])(NC(=O)[C@H](CC(C)(C)C)NC(=O)[C@H](CC2=CN([H])C=N2)NC(=O)[C@@]([H])(NC(C)=O)[C@@H](C)CC)[C@@H](C)O[H])C(=O)N2C3C						

FIGURE 1.93

C#	Monomer (M) or Dimer (D) & MW (Daltons)	Cyclization Positions	Cyclization Chemical Bond	Cyclization Linker	Dimerization: Linker, Position, Chemical Bond	Stability Assays (SGF; SIF)	IC50 HEK Blue IL-17assays (AA, AF, FF)
	CCCC3C[C@H]2C(=O)N[C@@H](CC2=CN([H])C=N2)C(=O)N[C@@H](CC(O)=O)C(=O)N[C@@H](CCCCCCCC)C(=O)N[C@@H](CC2=CN([H])C3=C2C=CC=C3)C(=O)N[C@@H](CCC(O)=O)C(=O)N[C@@H](CC2=CN([H])C3=C2C=CC=C3)C(=O)N1)C(N)=O						
319	D; 6393.79	X5Hhc-X13Hhc	Disulfide	---	PEG21DA; X14K; amide	SGF++++; SIF++++	AA++++; FF+
319	ac-Lys_1PEG2_1PEG2_IsoGlu_C12-H-Tba-T-Hhc-Oic-A-D-Ogl-W-D-W-Hhc-K-dR-am (SEQ ID NO:230)						
319	[H]NC(N)=NCCC[C@@H](NC(=O)[C@H](CCCCNC(=O)CCOCCOCCOCCOCCOCCOCCOCCOCCOCCOCCOCCOCCOCCOCCOCCOCCOCCOCCOCCOCCOCCC(=O)NCCCC[C@H](NC(=O)[C@@H]1CCCSSCCC[C@H](NC(=O)[C@@]([H])(NC(=O)[C@H](CC(C)(C)C)NC(=O)[C@H](CC2=CN([H])C=N2)NC(=O)[C@H](CCCCNC(=O)COCCOCCNC(=O)COCCOCCNC(=O)CC[C@H](NC(=O)CCCCCCCCCCC)C(O)=O)NC(C)=O)[C@@H](C)O[H])C(=O)N2C3CCCCC3C[C@H]2C(=O)N[C@@H](C)C(=O)N[C@@H](CC(O)=O)C(=O)N[C@@H](CCCCCCCC)C(=O)N[C@@H](CC2=CN([H])C3=C2C=CC=C3)C(=O)N[C@@H](CC(O)=O)C(=O)N[C@@H](CC2=CN([H])C3=C2C=CC=C3)C(=O)N1)C(=O)N[C@H](CCCN=C(N)N[H])C(N)=O)NC(=O)[C@@H]1CCCSSCCC[C@H](NC(=O)[C@@]([H])(NC(=O)[C@H](CC(C)(C)C)NC(=O)[C@H](CC2=CN([H])C=N2)NC(=O)[C@H](CCCCNC(=O)COCCOCCNC(=O)COCCOCCNC(=O)CC[C@H](NC(=O)CCCCCCCCCCC)C(O)=O)NC(C)=O)[C@@H](C)O[H])C(=O)N2C3CCCCC3C[C@H]2C(=O)N[C@@H](C)C(=O)N[C@@H](CC(O)=O)C(=O)N[C@@H](CCCCCCCC)C(=O)N[C@@H](CC2=CN([H])C3=C2C=CC=C3)C(=O)N[C@@H](CC(O)=O)C(=O)N[C@@H](CC2=CN([H])C3=C2C=CC=C3)C(=O)N1)C(N)=O						
320	D; 5208.21	X5Lys_Ac-X13Cys	Thioether	---	PEG21DA; X14K; amide	SGF++++; SIF+	AA++++; AF++++; FF+++
320	ac-I-H-Tba-N-Lys_Ac-Oic-A-D-Ogl-W-D-W-C-K-dR-am (SEQ ID NO:231)						
320	[H]NC(=O)C[C@H](NC(=O)[C@H](CC(C)(C)C)NC(=O)[C@H](CC1=CN([H])C=N1)NC(=O)[C@@]([H])(NC(C)=O)[C@@H](C)CC)C(=O)N[C@H]1CCCCNC(=O)CSC[C@H](NC(=O)[C@H](CC2=CN([H])C3=C2C=CC=C3)NC(=O)[C@H](CC(O)=O)NC(=O)[C@H](CC2=CN([H])C3=C2C=CC=C3)NC(=O)[C@H](CCCCCCCC)NC(=O)[C@H](CC(O)=O)NC(=O)[C@H](C)NC(=O)[C@@H]2CC3CCCCC3N2C1=O)C(=O)N[C@@H](CCCCNC(=O)CCOCCOCCOCCOCCOCCOCCOCCOCCOCCOCCOCCOCCOCCOCCOCCOCCOCCOCCOCCOCCOCCC(=O)NCCCC[C@H](NC(=O)[C@@H]1CSCC(=O)NCCCC[C@H](NC(=O)[C@H](CC(=O)N[H])NC(=O)[C@H](CC(C)(C)C)NC(=O)[C@H](CC2=CN([H])C=N2)NC(=O)[C@@]([H])(NC(C)=O)[C@@H](C)CC)C(=O)N2C3CCCCC3C[C@H]2C(=O)N[C@@H](C)C(=O)N[C@@H](CC(O)=O)C(=O)N[C@@H](CCCCCCCC)C(=O)N[C@@H](CC2=CN([H])C3=C2C=CC=C3)C(=O)N[C@@H](CC(O)=O)C(=O)N[C@@H](CC2=CN([H])C3=C2C=CC=C3)C(=O)N1)C(=O)N[C@H](CCCN=C(N)N[H])C(N)=O)C(=O)N[C@H](CCCN=C(N)N[H])C(N)=O						
321	D; 5238.23	X5Lys_Ac-X13Cys	Thioether	---	PEG21DA; X14K; amide	SGF+; SIF+	AA++++; AF++++; FF+++
321	ac-I-H-Tba-E-Lys_Ac-Oic-A-D-Ogl-W-D-W-C-K-dR-am (SEQ ID NO:232)						
321	[H]NC(N)=NCCC[C@@H](NC(=O)[C@H](CCCCNC(=O)CCOCCOCCOCCOCCOCCOCCOCCOCCOCCOCCOCCOCCOCCOCCOCCOCCOCCOCCOCCOCCOCCC(=O)NCCCC[C@H](NC(=O)[C@@H]1CSCC(=O)NCCCC[C@H](NC(=O)[C@H](CCC(O)=O)NC(=O)[C@H](CC(C)(C)C)NC(=O)[C@H](CC2=CN([H])C=N2)NC(=O)[C@@]([H])(NC(C)=O)[C@@H](C)CC)C(=O)N2C3CCCCC3C[C@H]2C(=O)N[C@@H](C)C(=O)N[C@@H](CC(O)=O)C(=O)N[C@@H](CCCCCCCC)C(=O)N[C@@H](CC2=CN([H])C3=C2C=CC=C3)C(=O)N[C@@H](CC(O)=O)C(=O)N[C@@H](CC2=CN([H])C3=C2C=CC=C3)C(=O)N1)C(=O)N[C@H](CCCN=C(N)N[H])C(N)=O)NC(=O)[C@@H]1CSCC(=O)NCCCC[C@H](NC(=O)[C@H](CCC(O)=O)NC(=O)[C@H](CC(C)(C)C)NC(=O)[C@H](CC2=CN([H])C=N2)NC(=O)[C@@]([H])(NC(C)=O)[C@@H](C)CC)C(=O)N2C3CCCCC3C[C@H]2C(=O)N[C@@H](						

FIGURE 1.94

C#	Monomer (M) or Dimer (D) & MW (Daltons)	Cyclization Positions	Cyclization Chemical Bond	Cyclization Linker	Dimerization: Linker, Position, Chemical Bond	Stability Assays (SGF; SIF)	IC50 HEK Blue IL-17assays (AA, AF, FF)
	C)C(=O)N[C@@H](CC(O)=O)C(=O)N[C@@H](CCCCCCCC)C(=O)N[C@@H](CC2=CN([H])C3=C2C=CC=C3)C(=O)N[C@@H](CC(O)=O)C(=O)N[C@@H](CC2=CN([H])C3=C2C=CC=C3)C(=O)N1)C(N)=O						
322	D; 5324.28	X5Lys_Ac-X13Cys	Thioether	---	PEG21DA; X14K; amide	SGF+++; SIF+	AA++++; AF++++; FF++
322	ac-I-H-Tba-N-Lys_Ac-Oic-A-Gla-Ogl-W-D-W-C-K-dR-am (SEQ ID NO:233)						
322	[H]NC(=O)C[C@H](NC(=O)[C@H](CC(C)(C)C)NC(=O)[C@H](CC1=CN([H])C=N1)NC(=O)[C@@]([H])(NC(C)=O)[C@@H](C)CC)C(=O)N[C@H]1CCCCNC(=O)CSC[C@H](NC(=O)[C@H](CC2=CN([H])C3=C2C=CC=C3)NC(=O)[C@H](CC(O)=O)NC(=O)[C@H](CC2=CN([H])C3=C2C=CC=C3)NC(=O)[C@H](CCCCCCCC)NC(=O)C(C[C@H](NC(=O)[C@H](C)NC(=O)[C@@H]2CC3CCCCC3N2C1=O)C(O)=O)C(O)=O)C(=O)N[C@@H](CCCCNC(=O)CCOCCOCCOCCOCCOCCOCCOCCOCCOCCOCCOCCOCCOCCOCCOCCOCCOCCOCCOCCOCCC(=O)NCCCC[C@H](NC(=O)[C@@H]1CSCC(=O)NCCCC[C@H](NC(=O)[C@H](CC(=O)N[H])NC(=O)[C@H](CC(C)(C)C)NC(=O)[C@H](CC2=CN([H])C=N2)NC(=O)[C@@]([H])(NC(C)=O)[C@@H](C)CC)C(=O)N2C3CCCCC3C[C@H]2C(=O)N[C@@H](C)C(=O)N[C@@H](CC(C(O)=O)C(=O)N[C@@H](CCCCCCCC)C(=O)N[C@@H](CC2=CN([H])C3=C2C=CC=C3)C(=O)N[C@@H](CC(O)=O)C(=O)N[C@@H](CC2=CN([H])C3=C2C=CC=C3)C(=O)N1)C(O)=O)C(=O)N[C@H](CCCN=C(N)N[H])C(N)=O)C(=O)N[C@H](CCCN=C(N)N[H])C(N)=O						
323	D; 5251.1	X5Lys_Ac-X13Cys	Thioether	---	PEG21DA; X14K; amide	SGF++++; SIF++	AA++++; AF++++; FF++
323	ac-I-H-Tba-T-Lys_Ac-Oic-A-D-Ogl-W-D-Trp_6Cl-C-K-dR-am (SEQ ID NO:234)						
323	[H]NC(N)=NCCC[C@@H](NC(=O)[C@H](CCCCNC(=O)CCOCCOCCOCCOCCOCCOCCOCCOCCOCCOCCOCCOCCOCCOCCOCCOCCOCCOCCOCCOCCC(=O)NCCCC[C@H](NC(=O)[C@@H]1CSCC(=O)NCCCC[C@H](NC(=O)[C@@]([H])(NC(=O)[C@H](CC(C)(C)C)NC(=O)[C@H](CC2=CN([H])C=N2)NC(=O)[C@@]([H])(NC(C)=O)[C@@H](C)CC)[C@@H](C)O[H])C(=O)N2C3CCCCC3C[C@H]2C(=O)N[C@@H](C)C(=O)N[C@@H](CC(O)=O)C(=O)N[C@@H](CCCCCCCC)C(=O)N[C@@H](CC2=CN([H])C3=C2C=CC=C3)C(=O)N[C@@H](CC(O)=O)C(=O)N[C@@H](CC2=CNC3=CC(Cl)=CC=C23)C(=O)N1)C(=O)N[C@H](CCCN=C(N)N[H])C(N)=O)NC(=O)[C@@H]1CSCC(=O)NCCCC[C@H](NC(=O)[C@@]([H])(NC(=O)[C@H](CC(C)(C)C)NC(=O)[C@H](CC2=CN([H])C=N2)NC(=O)[C@@]([H])(NC(C)=O)[C@@H](C)CC)[C@@H](C)O[H])C(=O)N2C3CCCCC3C[C@H]2C(=O)N[C@@H](C)C(=O)N[C@@H](CC(O)=O)C(=O)N[C@@H](CCCCCCCC)C(=O)N[C@@H](CC2=CN([H])C3=C2C=CC=C3)C(=O)N[C@@H](CC(O)=O)C(=O)N[C@@H](CC2=CNC3=CC(Cl)=CC=C23)C(=O)N1)C(N)=O						
324	D; 5148.15	X5Lys_Ac-X13Cys	Thioether	---	PEG21DA; X14K; amide	SGF+; SIF+	AA++++; AF++++; FF+
324	ac-I-3Pal-V-T-Lys_Ac-Oic-A-D-Ogl-W-D-W-C-K-dR-am (SEQ ID NO:235)						
324	[H]C[C@@H]1NC(=O)[C@@H]2C[C@]3([H])CCCC[C@]3([H])N2C(=O)[C@H](CCCCNC(=O)CSC[C@H](NC(=O)[C@H](CC2=CNC3=CC=CC=C23)NC(=O)[C@H](CC(O)=O)NC(=O)[C@H](CC2=CNC3=CC=CC=C23)NC(=O)[C@H](CCCCCCCC)NC(=O)[C@H](CC(O)=O)NC1=O)C(=O)N[C@@H](CCCCNC(=O)CCOCCOCCOCCOCCOCCOCCOCCOCCOCCOCCOCCOCCOCCOCCOCCOCCOCCOCCOCCOCCC(=O)NCCCC[C@H](NC(=O)[C@@H]1CSCC(=O)NCCCC[C@H](NC(=O)[C@@H](NC(=O)[C@@H](NC(=O)[C@H](CC2=CC=CN=C2)NC(=O)[C@@H](NC(=O)C[H])[C@@H](C)CC)C(C)C)[C@@H](C)O)C(=O)N2[C@@H](C[C@]3([H])CCCC[C@]23[H])C(=O)N[C@@H](C[H])C(=O)N[C@@H](CC(O)=O)C(=O)N[C@@H](CCCCCCCC)C(=O)N[C@@H](CC2=CNC3=CC=CC=C23)C(=O)N[C@@H](CC(O)=O)C(=O)N[C@@H](CC2=CNC3=CC=CC=C23)C(=O)N1)C(=O)N[C@H]						

FIGURE 1.95

C#	Monomer (M) or Dimer (D) & MW (Daltons)	Cyclization Positions	Cyclization Chemical Bond	Cyclization Linker	Dimerization: Linker, Position, Chemical Bond	Stability Assays (SGF; SIF)	IC50 HEK Blue IL-17assays (AA, AF, FF)
	(CCCNC(N)=N)C(N)=O)C(=O)N[C@H](CCCNC(N)=N)C(N)=O)NC(=O)[C@@H](NC(=O)[C@@H](NC(=O)[C@H](CC1=CC=CN=C1)NC(=O)[C@@H](NC(=O)C[H])[C@@H](C)CC)C(C)C)[C@@H](C)O						
325	D; 5192.25	X5Lys_Ac-X13Cys	Thioether	---	PEG21DA; X14K; amide	SGF+; SIF+	AA++++; AF++++; FF+
325	ac-I-Lys_Ac-V-T-Lys_Ac-Oic-A-D-Ogl-W-D-W-C-K-dR-am (SEQ ID NO:236)						
325	[H]C[C@@H]1NC(=O)[C@@H]2C[C@]3([H])CCCC[C@]3([H])N2C(=O)[C@H](CCCCNC(=O)CSC[C@H](NC(=O)[C@H](CC2=CNC3=CC=CC=C23)NC(=O)[C@H](CC(O)=O)NC(=O)[C@H](CC2=CNC3=CC=CC=C23)NC(=O)[C@H](CCCCCCCC)NC(=O)[C@H](CC(O)=O)NC1=O)C(=O)N[C@@H](CCCCNC(=O)CCOCCOCCOCCOCCOCCOCCOCCOCCOCCOCCOCCOCCOCCOCCOCCOCCOCCOCCOCCOCCOCCC(=O)NCCCC[C@H](NC(=O)[C@@H]1CSCC(=O)NCCCC[C@H](NC(=O)[C@@H](NC(=O)[C@@H](NC(=O)[C@H](CCCCNC(=O)C[H])NC(=O)[C@@H](NC(=O)C[H])[C@@H](C)CC)C(C)C)[C@@H](C)O)C(=O)N2[C@@H](C[C@]3([H])CCCC[C@]23[H])C(=O)N[C@@H](C[H])C(=O)N[C@@H](CC(O)=O)C(=O)N[C@@H](CCCCCCCC)C(=O)N[C@@H](CC2=CNC3=CC=CC=C23)C(=O)N[C@@H](CC(O)=O)C(=O)N[C@@H](CC2=CNC3=CC=CC=C23)C(=O)N1)C(=O)N[C@H](CCCNC(N)=N)C(N)=O)C(=O)N[C@H](CCCNC(N)=N)C(N)=O)NC(=O)[C@@H](NC(=O)[C@@H](NC(=O)[C@H](CCCCNC(=O)C[H])NC(=O)[C@@H](NC(=O)C[H])[C@@H](C)CC)C(C)C)[C@@H](C)O						
326	D; 5234.19	X5Lys_Ac-X13Cys	Thioether	---	PEG21DA; X14K; amide	SGF+; SIF+	AA++++; AF++++; FF+
326	ac-I-Phe_4COOH-V-T-Lys_Ac-Oic-A-D-Ogl-W-D-W-C-K-dR-am (SEQ ID NO:237)						
326	[H]C[C@@H]1NC(=O)[C@@H]2C[C@]3([H])CCCC[C@]3([H])N2C(=O)[C@H](CCCCNC(=O)CSC[C@H](NC(=O)[C@H](CC2=CNC3=CC=CC=C23)NC(=O)[C@H](CC(O)=O)NC(=O)[C@H](CC2=CNC3=CC=CC=C23)NC(=O)[C@H](CCCCCCCC)NC(=O)[C@H](CC(O)=O)NC1=O)C(=O)N[C@@H](CCCCNC(=O)CCOCCOCCOCCOCCOCCOCCOCCOCCOCCOCCOCCOCCOCCOCCOCCOCCOCCOCCOCCOCCOCCC(=O)NCCCC[C@H](NC(=O)[C@@H]1CSCC(=O)NCCCC[C@H](NC(=O)[C@@H](NC(=O)[C@@H](NC(=O)[C@H](CC2=CC=C(C=C2)C(O)=O)NC(=O)[C@@H](NC(=O)C[H])[C@@H](C)CC)C(C)C)[C@@H](C)O)C(=O)N2[C@@H](C[C@]3([H])CCCC[C@]23[H])C(=O)N[C@@H](C[H])C(=O)N[C@@H](CC(O)=O)C(=O)N[C@@H](CCCCCCCC)C(=O)N[C@@H](CC2=CNC3=CC=CC=C23)C(=O)N[C@@H](CC(O)=O)C(=O)N[C@@H](CC2=CNC3=CC=CC=C23)C(=O)N1)C(=O)N[C@H](CCCNC(N)=N)C(N)=O)C(=O)N[C@H](CCCNC(N)=N)C(N)=O)NC(=O)[C@@H](NC(=O)[C@@H](NC(=O)[C@H](CC1=CC=C(C=C1)C(O)=O)NC(=O)[C@@H](NC(=O)C[H])[C@@H](C)CC)C(C)C)[C@@H](C)O						
327	D; 5166.17	X5Lys_Ac-X13Cys	Thioether	---	PEG21DA; X14K; amide	SGF+; SIF+	AA++++; AF++++; FF+
327	ac-I-Cit-V-T-Lys_Ac-Oic-A-D-Ogl-W-D-W-C-K-dR-am (SEQ ID NO:238)						
327	[H]C[C@@H]1NC(=O)[C@@H]2C[C@]3([H])CCCC[C@]3([H])N2C(=O)[C@H](CCCCNC(=O)CSC[C@H](NC(=O)[C@H](CC2=CNC3=CC=CC=C23)NC(=O)[C@H](CC(O)=O)NC(=O)[C@H](CC2=CNC3=CC=CC=C23)NC(=O)[C@H](CCCCCCCC)NC(=O)[C@H](CC(O)=O)NC1=O)C(=O)N[C@@H](CCCCNC(=O)CCOCCOCCOCCOCCOCCOCCOCCOCCOCCOCCOCCOCCOCCOCCOCCOCCOCCOCCOCCOCCOCCC(=O)NCCCC[C@H](NC(=O)[C@@H]1CSCC(=O)NCCCC[C@H](NC(=O)[C@@H](NC(=O)[C@@H](NC(=O)[C@H](CCCNC(N)=O)NC(=O)[C@@H](NC(=O)C[H])[C@@H](C)CC)C(C)C)[C@@H](C)O)C(=O)N2[C@@H](C[C@]3([H])CCCC[C@]23[H])C(=O)N[C@@H](C[H])C(=O)N[C@@H](CC(O)=O)C(=O)N[C@@H](CCCCCCCC)C(=O)N[C@@H](CC2=CNC3=CC=CC=C23)C(=O)N[C@@H](CC(O)=O)C(=O)N[C@@H](CC2=CNC3=CC=CC=C23)C(=O)N1)C(=O)N[C@H](C						

FIGURE 1.96

C#	Monomer (M) or Dimer (D) & MW (Daltons)	Cyclization Positions	Cyclization Chemical Bond	Cyclization Linker	Dimerization: Linker, Position, Chemical Bond	Stability Assays (SGF; SIF)	IC50 HEK Blue IL-17assays (AA, AF, FF)
	CCNC(N)=N)C(N)=O)C(=O)N[C@H](CCCNC(N)=N)C(N)=O)NC(=O)[C@@H](NC(=O)[C@@H](NC(=O)[C@H](CCCNC(N)=O)NC(=O)[C@@H](NC(=O)C[H])[C@@H](C)CC)C(C)C)[C@@H](C)O						
328	D; 5188.24	X5Hhc-X13Hhc	Disulfide	---	PEG21DA; X14K; amide	SGF+; SIF++++	AA++++; FF+
328	ac-I-Hse-Phe_4OMe-T-Hhc-Oic-A-D-Ogl-W-D-W-Hhc-K-dR-am (SEQ ID NO:239)						
328	[H]NC(N)=NCCCC(NC(=O)C(CCCCNC(=O)CCOCCOCCOCCOCCOCCOCCOCCOCCOCCOCCOCCOCCOCCOCCOCCOCCOCCOCCOCCOCCOCCC(=O)NCCCCC(NC(=O)C1CCCSSCCCC(NC(=O)C([H])(NC(=O)C(CC2=CC=C(OC)C=C2)NC(=O)C(CCO[H])NC(=O)C([H])(NC(C)=O)C(C)CC)C(C)O[H])C(=O)N2C3CCCCC3CC2C(=O)NC(C)C(=O)NC(CC(O)=O)C(=O)NC(CCCCCCCC)C(=O)NC(CC2=CN([H])C3=C2C=CC=C3)C(=O)NC(CC(O)=O)C(=O)NC(CC2=CN([H])C3=C2C=CC=C3)C(=O)N1)C(=O)NC(CCCN=C(N)N[H])C(N)=O)NC(=O)C1CCCSSCCCC(NC(=O)C([H])(NC(=O)C(CC2=CC=C(OC)C=C2)NC(=O)C(CCO[H])NC(=O)C([H])(NC(C)=O)C(C)CC)C(C)O[H])C(=O)N2C3CCCCC3CC2C(=O)NC(C)C(=O)NC(CC(O)=O)C(=O)NC(CCCCCCCC)C(=O)NC(CC2=CN([H])C3=C2C=CC=C3)C(=O)NC(CC(O)=O)C(=O)NC(CC2=CN([H])C3=C2C=CC=C3)C(=O)N1)C(N)=O						
329	D; 5156.24	X5Hhc-X13Hhc	Disulfide	---	PEG21DA; X14K; amide	SGF+; SIF+	AA++++
329	ac-I-Hse-Phe_4Me-T-Hhc-Oic-A-D-Ogl-W-D-W-Hhc-K-dR-am (SEQ ID NO:240)						
329	[H]NC(N)=NCCCC(NC(=O)C(CCCCNC(=O)CCOCCOCCOCCOCCOCCOCCOCCOCCOCCOCCOCCOCCOCCOCCOCCOCCOCCOCCOCCOCCOCCC(=O)NCCCCC(NC(=O)C1CCCSSCCCC(NC(=O)C([H])(NC(=O)C(CC2=CC=C(C)C=C2)NC(=O)C(CCO[H])NC(=O)C([H])(NC(C)=O)C(C)CC)C(C)O[H])C(=O)N2C3CCCCC3CC2C(=O)NC(C)C(=O)NC(CC(O)=O)C(=O)NC(CCCCCCCC)C(=O)NC(CC2=CN([H])C3=C2C=CC=C3)C(=O)NC(CC(O)=O)C(=O)NC(CC2=CN([H])C3=C2C=CC=C3)C(=O)N1)C(=O)NC(CCCN=C(N)N[H])C(N)=O)NC(=O)C1CCCSSCCCC(NC(=O)C([H])(NC(=O)C(CC2=CC=C(C)C=C2)NC(=O)C(CCO[H])NC(=O)C([H])(NC(C)=O)C(C)CC)C(C)O[H])C(=O)N2C3CCCCC3CC2C(=O)NC(C)C(=O)NC(CC(O)=O)C(=O)NC(CCCCCCCC)C(=O)NC(CC2=CN([H])C3=C2C=CC=C3)C(=O)NC(CC(O)=O)C(=O)NC(CC2=CN([H])C3=C2C=CC=C3)C(=O)N1)C(N)=O						
330	D; 5197.07	X5Hhc-X13Hhc	Disulfide	---	PEG21DA; X14K; amide	SGF+; SIF++	AA++++; AF++++
330	ac-I-Hse-Phe_4Cl-T-Hhc-Oic-A-D-Ogl-W-D-W-Hhc-K-dR-am (SEQ ID NO:241)						
330	[H]NC(N)=NCCCC(NC(=O)C(CCCCNC(=O)CCOCCOCCOCCOCCOCCOCCOCCOCCOCCOCCOCCOCCOCCOCCOCCOCCOCCOCCOCCOCCOCCC(=O)NCCCCC(NC(=O)C1CCCSSCCCC(NC(=O)C([H])(NC(=O)C(CC2=CC=C(Cl)C=C2)NC(=O)C(CCO[H])NC(=O)C([H])(NC(C)=O)C(C)CC)C(C)O[H])C(=O)N2C3CCCCC3CC2C(=O)NC(C)C(=O)NC(CC(O)=O)C(=O)NC(CCCCCCCC)C(=O)NC(CC2=CN([H])C3=C2C=CC=C3)C(=O)NC(CC(O)=O)C(=O)NC(CC2=CN([H])C3=C2C=CC=C3)C(=O)N1)C(=O)NC(CCCN=C(N)N[H])C(N)=O)NC(=O)C1CCCSSCCCC(NC(=O)C([H])(NC(=O)C(CC2=CC=C(Cl)C=C2)NC(=O)C(CCO[H])NC(=O)C([H])(NC(C)=O)C(C)CC)C(C)O[H])C(=O)N2C3CCCCC3CC2C(=O)NC(C)C(=O)NC(CC(O)=O)C(=O)NC(CCCCCCCC)C(=O)NC(CC2=CN([H])C3=C2C=CC=C3)C(=O)NC(CC(O)=O)C(=O)NC(CC2=CN([H])C3=C2C=CC=C3)C(=O)N1)C(N)=O						

FIGURE 1.97

C#	Monomer (M) or Dimer (D) & MW (Daltons)	Cyclization Positions	Cyclization Chemical Bond	Cyclization Linker	Dimerization: Linker, Position, Chemical Bond	Stability Assays (SGF; SIF)	IC50 HEK Blue IL-17assays (AA, AF, FF)
331	D; 5460.63	X5Hhc-X13Hhc	Disulfide	---	PEG21DA; X14K; amide	SGF+; SIF++++	AA++++; AF++++; FF++++
331	ac-I-Lys1PEG2Ac-V-T-Hhc-Oic-A-D-Ogl-W-D-W-Hhc-K-dR-am (SEQ ID NO:242)						
331	[H]NC(N)=NCCCC(NC(=O)C(CCCCNC(=O)CCOCCOCCOCCOCCOCCOCCOCCOCCOCCOCCOCCOCCOCCOCCOCCOCCOCCOCCOCCOCCOCCC(=O)NCCCCC(NC(=O)C1CCCSSCCCC(NC(=O)C([H])(NC(=O)C(NC(=O)C(CCCCNC(=O)COCCOCCNC(C)=O)NC(=O)C([H])(NC(C)=O)C(C)CC)C(C)C)C(C)O[H])C(=O)N2C3CCCCC3CC2C(=O)NC(C)C(=O)NC(CC(O)=O)C(=O)NC(CCCCCCCC)C(=O)NC(CC2=CN([H])C3=C2C=CC=C3)C(=O)NC(CC(O)=O)C(=O)NC(CC2=CN([H])C3=C2C=CC=C3)C(=O)N1)C(=O)NC(CCCN=C(N)N[H])C(N)=O)NC(=O)C1CCCSSCCCC(NC(=O)C([H])(NC(=O)C(NC(=O)C(CCCCNC(=O)COCCOCCNC(C)=O)NC(=O)C([H])(NC(C)=O)C(C)CC)C(C)C)C(C)O[H])C(=O)N2C3CCCCC3CC2C(=O)NC(C)C(=O)NC(CC(O)=O)C(=O)NC(CCCCCCCC)C(=O)NC(CC2=CN([H])C3=C2C=CC=C3)C(=O)NC(CC(O)=O)C(=O)NC(CC2=CN([H])C3=C2C=CC=C3)C(=O)N1)C(N)=O						
332	D; 5142.26	X5Hhc-X13Hhc	Disulfide	---	PEG21DA; X14K; amide	SGF+; SIF++++	AA++++; AF++++; FF++++
332	ac-I-OrnAc-V-T -Hhc-Oic-A-D-Ogl-W-D-W-Hhc-K-dR-am (SEQ ID NO:243)						
332	[H][C@](NC(=O)[C@@H](NC(=O)[C@H](CCCNC(C)=O)NC(=O)[C@@]([H])(NC(C)=O)[C@@H](C)CC)C(C)C)([C@@H](C)O)C(=O)N[C@H]1CCCSSCCC[C@H](NC(=O)[C@H](CC2=CNC3=C2C=CC=C3)NC(=O)[C@H](CC(O)=O)NC(=O)[C@H](CC2=CNC3=C2C=CC=C3)NC(=O)[C@H](CCCCCCCC)NC(=O)[C@H](CC(O)=O)NC(=O)[C@H](C)NC(=O)[C@@H]2CC3CCCCC3N2C1=O)C(=O)N[C@@H](CCCCNC(=O)CCOCCOCCOCCOCCOCCOCCOCCOCCOCCOCCOCCOCCOCCOCCOCCOCCOCCOCCOCCOCCOCCC(=O)NCCCC[C@H](NC(=O)[C@@H]1CCCSSCCC[C@H](NC(=O)[C@@]([H])(NC(=O)[C@@H](NC(=O)[C@H](CCCNC(C)=O)NC(=O)[C@@]([H])(NC(C)=O)[C@@H](C)CC)C(C)C)[C@@H](C)O)C(=O)N2C3CCCCC3C[C@H]2C(=O)N[C@@H](C)C(=O)N[C@@H](CC(O)=O)C(=O)N[C@@H](CCCCCCCC)C(=O)N[C@@H](CC2=CNC3=C2C=CC=C3)C(=O)N[C@@H](CC(O)=O)C(=O)N[C@@H](CC2=CNC3=C2C=CC=C3)C(=O)N1)C(=O)N[C@H](CCCNC(N)=N)C(N)=O)C(=O)N[C@H](CCCNC(N)=N)C(N)=O						
333	D; 5214.36	X5Hhc-X13Hhc	Disulfide	---	PEG21DA; X14K; amide	SGF+; SIF++++	AA++++; AF++++; FF+++
333	ac-I-OrnMs-V-T -Hhc-Oic-A-D-Ogl-W-D-W-Hhc-K-dR-am (SEQ ID NO:244)						
333	[H][C@](NC(=O)[C@@H](NC(=O)[C@H](CCCNS(C)(=O)=O)NC(=O)[C@@]([H])(NC(C)=O)[C@@H](C)CC)C(C)C)([C@@H](C)O)C(=O)N[C@H]1CCCSSCCC[C@H](NC(=O)[C@H](CC2=CNC3=C2C=CC=C3)NC(=O)[C@H](CC(O)=O)NC(=O)[C@H](CC2=CNC3=C2C=CC=C3)NC(=O)[C@H](CCCCCCCC)NC(=O)[C@H](CC(O)=O)NC(=O)[C@H](C)NC(=O)[C@@H]2CC3CCCCC3N2C1=O)C(=O)N[C@@H](CCCCNC(=O)CCOCCOCCOCCOCCOCCOCCOCCOCCOCCOCCOCCOCCOCCOCCOCCOCCOCCOCCOCCOCCOCCC(=O)NCCCC[C@H](NC(=O)[C@@H]1CCCSSCCC[C@H](NC(=O)[C@@]([H])(NC(=O)[C@@H](NC(=O)[C@H](CCCNS(C)(=O)=O)NC(=O)[C@@]([H])(NC(C)=O)[C@@H](C)CC)C(C)C)[C@@H](C)O)C(=O)N2C3CCCCC3C[C@H]2C(=O)N[C@@H](C)C(=O)N[C@@H](CC(O)=O)C(=O)N[C@@H](CCCCCCCC)C(=O)N[C@@H](CC2=CNC3=C2C=CC=C3)C(=O)N[C@@H](CC(O)=O)C(=O)N[C@@H](CC2=CNC3=C2C=CC=C3)C(=O)N1)C(=O)N[C@H](CCCNC(N)=N)C(N)=O)C(=O)N[C@H](CCCNC(N)=N)C(N)=O						

FIGURE 1.98

C#	Monomer (M) or Dimer (D) & MW (Daltons)	Cyclization Positions	Cyclization Chemical Bond	Cyclization Linker	Dimerization: Linker, Position, Chemical Bond	Stability Assays (SGF; SIF)	IC50 HEK Blue IL-17assays (AA, AF, FF)
334	D; 5146.21	X5Hhc-X13Hhc	Disulfide	---	PEG21DA; X14K; amide	SGF+; SIF++++	AA++++; AF++++; FF+++
334	ac-I-Dab2HyAc-V-T -Hhc-Oic-A-D-Ogl-W-D-W-Hhc-K-dR-am (SEQ ID NO:245)						
334	[H][C@](NC(=O)[C@@H](NC(=O)[C@H](CCNC(=O)CO)NC(=O)[C@@]([H])(NC(C)=O)[C@@H](C)CC)C(C)C)([C@@H](C)O)C(=O)N[C@H]1CCCSSCCC[C@H](NC(=O)[C@H](CC2=CNC3=C2C=CC=C3)NC(=O)[C@H](CC(O)=O)NC(=O)[C@H](CC2=CNC3=C2C=CC=C3)NC(=O)[C@H](CCCCCCCC)NC(=O)[C@H](CC(O)=O)NC(=O)[C@H](C)NC(=O)[C@@H]2CC3CCCCC3N2C1=O)C(=O)N[C@@H](CCCCNC(=O)CCOCCOCCOCCOCCOCCOCCOCCOCCOCCOCCOCCOCCOCCOCCOCCOCCOCCOCCOCCOCCOCCOCCOCCC(=O)NCCCC[C@H](NC(=O)[C@@H]1CCCSSCCC[C@H](NC(=O)[C@@]([H])(NC(=O)[C@@H](NC(=O)[C@H](CCNC(=O)CO)NC(=O)[C@@]([H])(NC(C)=O)[C@@H](C)CC)C(C)C)[C@@H](C)O)C(=O)N2C3CCCCC3C[C@H]2C(=O)N[C@@H](C)C(=O)N[C@@H](CC(O)=O)C(=O)N[C@@H](CCCCCCCC)C(=O)N[C@@H](CC2=CNC3=C2C=CC=C3)C(=O)N[C@@H](CC(O)=O)C(=O)N[C@@H](CC2=CNC3=C2C=CC=C3)C(=O)N1)C(=O)N[C@H](CCCNC(N)=N)C(N)=O)C(=O)N[C@H](CCCNC(N)=N)C(N)=O						
335	D; 5202.31	X5Hhc-X13Hhc	Disulfide	---	PEG21DA; X14K; amide	SGF+; SIF++++	AA++++; AF++++; FF+++
335	ac-I-Lys2HyAc-V-T-Hhc-Oic-A-D-Ogl-W-D-W-Hhc-K-dR-am (SEQ ID NO:246)						
335	[H][C@](NC(=O)[C@@H](NC(=O)[C@H](CCCCNC(=O)CO)NC(=O)[C@@]([H])(NC(C)=O)[C@@H](C)CC)C(C)C)([C@@H](C)O)C(=O)N[C@H]1CCCSSCCC[C@H](NC(=O)[C@H](CC2=CNC3=C2C=CC=C3)NC(=O)[C@H](CC(O)=O)NC(=O)[C@H](CC2=CNC3=C2C=CC=C3)NC(=O)[C@H](CCCCCCCC)NC(=O)[C@H](CC(O)=O)NC(=O)[C@H](C)NC(=O)[C@@H]2CC3CCCCC3N2C1=O)C(=O)N[C@@H](CCCCNC(=O)CCOCCOCCOCCOCCOCCOCCOCCOCCOCCOCCOCCOCCOCCOCCOCCOCCOCCOCCOCCOCCOCCOCCOCCC(=O)NCCCC[C@H](NC(=O)[C@@H]1CCCSSCCC[C@H](NC(=O)[C@@]([H])(NC(=O)[C@@H](NC(=O)[C@H](CCCCNC(=O)CO)NC(=O)[C@@]([H])(NC(C)=O)[C@@H](C)CC)C(C)C)[C@@H](C)O)C(=O)N2C3CCCCC3C[C@H]2C(=O)N[C@@H](C)C(=O)N[C@@H](CC(O)=O)C(=O)N[C@@H](CCCCCCCC)C(=O)N[C@@H](CC2=CNC3=C2C=CC=C3)C(=O)N[C@@H](CC(O)=O)C(=O)N[C@@H](CC2=CNC3=C2C=CC=C3)C(=O)N1)C(=O)N[C@H](CCCNC(N)=N)C(N)=O)C(=O)N[C@H](CCCNC(N)=N)C(N)=O						
336	D; 5132.23	X5Hhc-X13Hhc	Disulfide	---	PEG21DA; X14K; amide	SGF+; SIF++++	AA++++; AF++++; FF+++
336	ac-I-H-V-T-Hcy-Oic-A-D-Ogl-W-D-W-Hcy-K-dR-am (SEQ ID NO:247)						
336	[H][C@](NC(=O)[C@@H](NC(=O)[C@H](CC1=CNC=N1)NC(=O)[C@@]([H])(NC(C)=O)[C@@H](C)CC)C(C)C)([C@@H](C)O)C(=O)N[C@H]1CCSCCCSCC[C@H](NC(=O)[C@H](CC2=CNC3=C2C=CC=C3)NC(=O)[C@H](CC(O)=O)NC(=O)[C@H](CC2=CNC3=C2C=CC=C3)NC(=O)[C@H](CCCCCCCC)NC(=O)[C@H](CC(O)=O)NC(=O)[C@H](C)NC(=O)[C@@H]2CC3CCCCC3N2C1=O)C(=O)N[C@@H](CCCCNC(=O)CCOCCOCCOCCOCCOCCOCCOCCOCCOCCOCCOCCOCCOCCOCCOCCOCCOCCOCCOCCOCCOCCC(=O)NCCCC[C@H](NC(=O)[C@@H]1CCSCCCSCC[C@H](NC(=O)[C@@]([H])(NC(=O)[C@@H](NC(=O)[C@H](CC2=CNC=N2)NC(=O)[C@@]([H])(NC(C)=O)[C@@H](C)CC)C(C)C)[C@@H](C)O)C(=O)N2C3CCCCC3C[C@H]2C(=O)N[C@@H](C)C(=O)N[C@@H](CC(O)=O)C(=O)N[C@@H](CCCCCCCC)C(=O)N[C@@H](CC2=CNC3=C2C=CC=C3)C(=O)N[C@@H](CC(O)=O)C(=O)N[C@@H](CC2=CNC3=C2C=CC=C3)C(=O)N1)C(=O)N[C@H](CCCNC(N)=N)C(N)=O)C(=O)N[C@H](CCCNC(N)=N)C(N)=O						
337	D; 5132.23	X5C-X13C	Thioether	Pentane_Linker	PEG21DA; X14K; amide	SGF+; SIF++++	AA++++; AF++++; FF+++
337	ac-I-H-V-T-C-Oic-A-D-Ogl-W-D-W-C-K-dR-am (SEQ ID NO:248)						

FIGURE 1.99

C#	Monomer (M) or Dimer (D) & MW (Daltons)	Cyclization Positions	Cyclization Chemical Bond	Cyclization Linker	Dimerization: Linker, Position, Chemical Bond	Stability Assays (SGF; SIF)	IC50 HEK Blue IL-17assays (AA, AF, FF)
337	[H][C@](NC(=O)[C@@H](NC(=O)[C@H](CC1=CNC=N1)NC(=O)[C@@]([H])(NC(C)=O)[C@@H](C)CC)C(C)C)([C@@H](C)O)C(=O)N[C@H]1CSCCCCCSC[C@H](NC(=O)[C@H](CC2=CNC3=C2C=CC=C3)NC(=O)[C@H](CC(O)=O)NC(=O)[C@H](CC2=CNC3=C2C=CC=C3)NC(=O)[C@H](CCCCCCCC)NC(=O)[C@H](CC(O)=O)NC(=O)[C@H](C)NC(=O)[C@@H]2CC3CCCCC3N2C1=O)C(=O)N[C@@H](CCCCNC(=O)CCOCCOCCOCCOCCOCCOCCOCCOCCOCCOCCOCCOCCOCCOCCOCCOCCOCCOCCOCCOCCOCCOCCC(=O)NCCCC[C@H](NC(=O)[C@@H]1CSCCCCCSC[C@H](NC(=O)[C@@]([H])(NC(=O)[C@@H](NC(=O)[C@H](CC2=CNC=N2)NC(=O)[C@@]([H])(NC(C)=O)[C@@H](C)CC)C(C)C)[C@@H](C)O)C(=O)N2C3CCCCC3C[C@H]2C(=O)N[C@@H](C)C(=O)N[C@@H](CC(O)=O)C(=O)N[C@@H](CCCCCCCC)C(=O)N[C@@H](CC2=CNC3=C2C=CC=C3)C(=O)N[C@@H](CC(O)=O)C(=O)N[C@@H](CC2=CNC3=C2C=CC=C3)C(=O)N1)C(=O)N[C@H](CCCNC(N)=N)C(N)=O)C(=O)N[C@H](CCCNC(N)=N)C(N)=O						
338	D; 5146.26	X5Hcy-X13Hcy	Thioether	Pentane_Linker	PEG21DA; X14K; amide	---	AA++++;
338	ac-I-H-V-T-Hcy-Oic-A-D-Ogl-W-D-W-C-K-dR-am (SEQ ID NO:249)						
338	[H][C@](NC(=O)[C@@H](NC(=O)[C@H](CC1=CNC=N1)NC(=O)[C@@]([H])(NC(C)=O)[C@@H](C)CC)C(C)C)([C@@H](C)O)C(=O)N[C@H]1CCSCCCCCSC[C@H](NC(=O)[C@H](CC2=CNC3=C2C=CC=C3)NC(=O)[C@H](CC(O)=O)NC(=O)[C@H](CC2=CNC3=C2C=CC=C3)NC(=O)[C@H](CCCCCCCC)NC(=O)[C@H](CC(O)=O)NC(=O)[C@H](C)NC(=O)[C@@H]2CC3CCCCC3N2C1=O)C(=O)N[C@@H](CCCCNC(=O)CCOCCOCCOCCOCCOCCOCCOCCOCCOCCOCCOCCOCCOCCOCCOCCOCCOCCOCCOCCOCCOCCOCCC(=O)NCCCC[C@H](NC(=O)[C@@H]1CSCCCCCSC[C@H](NC(=O)[C@@]([H])(NC(=O)[C@@H](NC(=O)[C@H](CC2=CNC=N2)NC(=O)[C@@]([H])(NC(C)=O)[C@@H](C)CC)C(C)C)[C@@H](C)O)C(=O)N2C3CCCCC3C[C@H]2C(=O)N[C@@H](C)C(=O)N[C@@H](CC(O)=O)C(=O)N[C@@H](CCCCCCCC)C(=O)N[C@@H](CC2=CNC3=C2C=CC=C3)C(=O)N[C@@H](CC(O)=O)C(=O)N[C@@H](CC2=CNC3=C2C=CC=C3)C(=O)N1)C(=O)N[C@H](CCCNC(N)=N)C(N)=O)C(=O)N[C@H](CCCNC(N)=N)C(N)=O						
339	D; 5238.32	X5LysAc-X13Pen	Thioether	-	PEG21DA; X14K; amide	SGF++++; SIF+	AA++++; AF++++
339	ac-I-H-Tba-T-Lys_Ac-Oic-A-D-Ogl-W-D-W-Pen-K-dR-am (SEQ ID NO:250)						
339	[H]NC(N)=NCCCC(NC(=O)C(CCCCNC(=O)CCOCCOCCOCCOCCOCCOCCOCCOCCOCCOCCOCCOCCOCCOCCOCCOCCOCCOCCOCCOCCOCCOCCC(=O)NCCCCC(NC(=O)C1CSC(C2=CC=CC=C2)C(=O)NCCCCC(NC(=O)C([H])(NC(=O)C(CC(C)(C)C)NC(=O)C(CC2=CN([H])C=N2)NC(=O)C([H])(NC(C)=O)C(C)CC)C(C)O[H])C(=O)N2C3CCCCC3CC2C(=O)NC(C)C(=O)NC(CC(O)=O)C(=O)NC(CCCCCCCC)C(=O)NC(CC2=CN([H])C3=C2C=CC=C3)C(=O)NC(CC(O)=O)C(=O)NC(CC2=CN([H])C3=C2C=CC=C3)C(=O)N1)C(=O)NC(CCCN=C(N)N[H])C(N)=O)NC(=O)C1CSC(C2=CC=CC=C2)C(=O)NCCCCC(NC(=O)C([H])(NC(=O)C(CC(C)(C)C)NC(=O)C(CC2=CN([H])C=N2)NC(=O)C([H])(NC(C)=O)C(C)CC)C(C)O[H])C(=O)N2C3CCCCC3CC2C(=O)NC(C)C(=O)NC(CC(O)=O)C(=O)NC(CCCCCCCC)C(=O)NC(CC2=CN([H])C3=C2C=CC=C3)C(=O)NC(CC(O)=O)C(=O)NC(CC2=CN([H])C3=C2C=CC=C3)C(=O)N1)C(N)=O						
340	D; 5338.5	X5Hhc-X13Hhc	Disulfide	---	PEG21DA; X14K; amide	SGF+; SIF++++	AA++++; AF+++; FF++
340	ac-I-DabTs-V-T-Hhc-Oic-A-D-Ogl-W-D-W-Hhc-K-dR-am (SEQ ID NO:251)						
340	[H][C@](NC(=O)[C@@H](NC(=O)[C@H](CCNS(=O)(=O)C1=CC=C(C)C=C1)NC(=O)[C@@]([H])(NC(C)=O)[C@@H](C)CC)C(C)C)([C@@H](C)O)C(=O)N[C@H]1CCCSSCCC[C@H](NC(=O)[C@H](CC2=CNC3=C2C=CC=C3)NC(=O)[C@H](CC(O)=O)NC(=O)[C@H](CC2=CNC3=C2C=CC=C3)NC(=O)[C@H](CCCCCCCC)NC(=O)[C@H](CC(O)=O)NC(=O)[C@H](C)NC(=O)[C@@H]2CC3CCCCC3N2C1=O)C(=O)N[C@@H](CCCCNC(						

FIGURE 1.100

C#	Monomer (M) or Dimer (D) & MW (Daltons)	Cyclization Positions	Cyclization Chemical Bond	Cyclization Linker	Dimerization: Linker, Position, Chemical Bond	Stability Assays (SGF; SIF)	IC50 HEK Blue IL-17assays (AA, AF, FF)
	=O)CCOCCOCCOCCOCCOCCOCCOCCOCCOCCOCCOCCOCCOCCOCCOCCOCCOCCOCCOCCOCCOCCC(=O)NCCCC[C@H](NC(=O)[C@@H]1CCCSSCCC[C@H](NC(=O)[C@@]([H])(NC(=O)[C@@H](NC(=O)[C@H](CCNS(=O)(=O)C2=CC=C(C)C=C2)NC(=O)[C@@]([H])(NC(C)=O)[C@@H](C)CC)C(C)C)[C@@H](C)O)C(=O)N2C3CCCCC3C[C@H]2C(=O)N[C@@H](C)C(=O)N[C@@H](CC(O)=O)C(=O)N[C@@H](CCCCCCCC)C(=O)N[C@@H](CC2=CNC3=C2C=CC=C3)C(=O)N[C@@H](CC(O)=O)C(=O)N[C@@H](CC2=CNC3=C2C=CC=C3)C(=O)N1)C(=O)N[C@H](CCCNC(N)=N)C(N)=O)C(=O)N[C@H](CCCNC(N)=N)C(N)=O						
341	D; 5236.27	X5Lys_Ac-X13C	Thioether	---	PEG21DA; X14K; amide	SGF++++; SIF+	AA++++; AF++++; FF+++
341	ac-I-H-Tba-Q-Lys_Ac-Oic-A-D-Ogl-W-D-W-C-K-dR-am (SEQ ID NO:252)						
341	[H]NC(=O)CC[C@H](NC(=O)[C@H](CC(C)(C)C)NC(=O)[C@H](CC1=CN([H])C=N1)NC(=O)[C@@]([H])(NC(C)=O)[C@@H](C)CC)C(=O)N[C@H]1CCCCNC(=O)CSC[C@H](NC(=O)[C@H](CC2=CN([H])C3=C2C=CC=C3)NC(=O)[C@H](CC(O)=O)NC(=O)[C@H](CC2=CN([H])C3=C2C=CC=C3)NC(=O)[C@H](CCCCCCCC)NC(=O)[C@H](CC(O)=O)NC(=O)[C@H](C)NC(=O)[C@@H]2CC3CCCCC3N2C1=O)C(=O)N[C@@H](CCCCNC(=O)CCOCCOCCOCCOCCOCCOCCOCCOCCOCCOCCOCCOCCOCCOCCOCCOCCOCCOCCOCCOCCOCCC(=O)NCCCC[C@H](NC(=O)[C@@H]1CSCC(=O)NCCCC[C@H](NC(=O)[C@H](CCC(=O)N[H])NC(=O)[C@H](CC(C)(C)C)NC(=O)[C@H](CC2=CN([H])C=N2)NC(=O)[C@@]([H])(NC(C)=O)[C@@H](C)CC)C(=O)N2C3CCCCC3C[C@H]2C(=O)N[C@@H](C)C(=O)N[C@@H](CC(O)=O)C(=O)N[C@@H](CCCCCCCC)C(=O)N[C@@H](CC2=CN([H])C3=C2C=CC=C3)C(=O)N[C@@H](CC(O)=O)C(=O)N[C@@H](CC2=CN([H])C3=C2C=CC=C3)C(=O)N1)C(=O)N[C@H](CCCN=C(N)N[H])C(N)=O)C(=O)N[C@H](CCCN=C(N)N[H])C(N)=O						
342	M; 2059.53	X5Hhc-X13Hhc	Disulfide	---	---	---	AA++++; FF+
342	ac-I-3Pal-V-T-Hhc-Oic-A-D-Ogl-W-D-W-Hhc-K-dR-am (SEQ ID NO:221)						
342	[H]NCCCC[C@H](NC(=O)[C@@H]1CCCSSCCC[C@H](NC(=O)[C@@]([H])(NC(=O)[C@@H](NC(=O)[C@H](CC2=CN=CC=C2)NC(=O)[C@@]([H])(NC(C)=O)[C@@H](C)CC)C(C)C)[C@@H](C)O[H])C(=O)N2C3CCCCC3C[C@H]2C(=O)N[C@@H](C)C(=O)N[C@@H](CC(O)=O)C(=O)N[C@@H](CCCCCCCC)C(=O)N[C@@H](CC2=CN([H])C3=C2C=CC=C3)C(=O)N[C@@H](CC(O)=O)C(=O)N[C@@H](CC2=CN([H])C3=C2C=CC=C3)C(=O)N1)C(=O)N[C@H](CCCN=C(N)N[H])C(N)=O						
343	M; 2082.62	X5Hhc-X13Hhc	Disulfide	---	---	---	AA+++; FF+
343	ac-I-Lys_Me3-V-T-Hhc-Oic-A-D-Ogl-W-D-W-Hhc-K-dR-am (SEQ ID NO:226)						
343	[H]NCCCC[C@H](NC(=O)[C@@H]1CCCSSCCC[C@H](NC(=O)[C@@]([H])(NC(=O)[C@@H](NC(=O)[C@H](CCCC[N+](C)(C)C)NC(=O)[C@@]([H])(NC(C)=O)[C@@H](C)CC)C(C)C)[C@@H](C)O[H])C(=O)N2C3CCCCC3C[C@H]2C(=O)N[C@@H](C)C(=O)N[C@@H](CC(O)=O)C(=O)N[C@@H](CCCCCCCC)C(=O)N[C@@H](CC2=CN([H])C3=C2C=CC=C3)C(=O)N[C@@H](CC(O)=O)C(=O)N[C@@H](CC2=CN([H])C3=C2C=CC=C3)C(=O)N1)C(=O)N[C@H](CCCN=C(N)N[H])C(N)=O						
344	M; 2090.58	X5Hhc-X13Hhc	Disulfide	---	---	---	AA++++; FF+
344	ac-I-H-Tba-T-Hhc-Oic-A-D-Ogl-W-E-W-Hhc-K-dR-am (SEQ ID NO:713)						

FIGURE 1.101

C#	Monomer (M) or Dimer (D) & MW (Daltons)	Cyclization Positions	Cyclization Chemical Bond	Cyclization Linker	Dimerization: Linker, Position, Chemical Bond	Stability Assays (SGF; SIF)	IC50 HEK Blue IL-17assays (AA, AF, FF)
344	[H]NCCCC[C@H](NC(=O)[C@@H]1CCCSSCCC[C@H](NC(=O)[C@@]([H])(NC(=O)[C@H](CC(C)(C)C)NC(=O)[C@H](CC2=CN([H])C=N2)NC(=O)[C@@]([H])(NC(C)=O)[C@@H](C)CC)[C@@H](C)O[H])C(=O)N2C3CCCCC3C[C@H]2C(=O)N[C@@H](C)C(=O)N[C@@H](CC(O)=O)C(=O)N[C@@H](CCCCCCCC)C(=O)N[C@@H](CC2=CN([H])C3=C2C=CC=C3)C(=O)N[C@@H](CCC(O)=O)C(=O)N[C@@H](CC2=CN([H])C3=C2C=CC=C3)C(=O)N1)C(=O)N[C@H](CCCN=C(N)N[H])C(N)=O						
345	D; 5304.41	X5Hhc-X13Hhc	Disulfide	---	PEG21DA; X14K; amide	SGF++++; SIF++++	AA++++; FF+
345	ac-I-H-Tba-T-Hhc-Oic-A-Gla-Ogl-W-D-Trp_5Me-Hhc-K-dR-am (SEQ ID NO:253)						
345	[H]NC(N)=NCCC[C@@H](NC(=O)[C@H](CCCCNC(=O)CCOCCOCCOCCOCCOCCOCCOCCOCCOCCOCCOCCOCCOCCOCCOCCOCCOCCOCCOCCOCCOCCC(=O)NCCCC[C@H](NC(=O)[C@@H]1CCCSSCCC[C@H](NC(=O)[C@@]([H])(NC(=O)[C@H](CC(C)(C)C)NC(=O)[C@H](CC2=CN([H])C=N2)NC(=O)[C@@]([H])(NC(C)=O)[C@@H](C)CC)[C@@H](C)O[H])C(=O)N2C3CCCCC3C[C@H]2C(=O)N[C@@H](C)C(=O)N[C@@H](CC(C(O)=O)C(=O)N[C@@H](CCCCCCCC)C(=O)N[C@@H](CC2=CN([H])C3=C2C=CC=C3)C(=O)N[C@@H](CC(O)=O)C(=O)N[C@@H](CC2=CNC3=CC=C(C)C=C23)C(=O)N1)C(O)=O)C(=O)N[C@H](CCCN=C(N)N[H])C(N)=O)NC(=O)[C@@H]1CCCSSCCC[C@H](NC(=O)[C@@]([H])(NC(=O)[C@H](CC(C)(C)C)NC(=O)[C@H](CC2=CN([H])C=N2)NC(=O)[C@@]([H])(NC(C)=O)[C@@H](C)CC)[C@@H](C)O[H])C(=O)N2C3CCCCC3C[C@H]2C(=O)N[C@@H](C)C(=O)N[C@@H](CC(C(O)=O)C(=O)N[C@@H](CCCCCCCC)C(=O)N[C@@H](CC2=CN([H])C3=C2C=CC=C3)C(=O)N[C@@H](CC(O)=O)C(=O)N[C@@H](CC2=CNC3=CC=C(C)C=C23)C(=O)N1)C(O)=O)C(N)=O						
346	D; 5256.37	X5C-X13C	Thioether	pXylene_Linker	PEG21DA; X14K; amide	SGF++++; SIF++++	AA++++; AF+++
346	ac-I-H-Tba-T-C-Oic-A-D-Ogl-W-D-W-C-K-dR-am (SEQ ID NO:254)						
346	[H]NC(N)=NCCC[C@@H](NC(=O)[C@H](CCCCNC(=O)CCOCCOCCOCCOCCOCCOCCOCCOCCOCCOCCOCCOCCOCCOCCOCCOCCOCCOCCOCCOCCOCCC(=O)NCCCC[C@H](NC(=O)[C@@H]1CSCC2=CC=C(CSC[C@H](NC(=O)[C@@]([H])(NC(=O)[C@H](CC(C)(C)C)NC(=O)[C@H](CC3=CN([H])C=N3)NC(=O)[C@@]([H])(NC(C)=O)[C@@H](C)CC)[C@@H](C)O[H])C(=O)N3C4CCCCC4C[C@H]3C(=O)N[C@@H](C)C(=O)N[C@@H](CC(O)=O)C(=O)N[C@@H](CCCCCCCC)C(=O)N[C@@H](CC3=CN([H])C4=C3C=CC=C4)C(=O)N[C@@H](CC(O)=O)C(=O)N[C@@H](CC3=CN([H])C4=C3C=CC=C4)C(=O)N1)C=C2)C(=O)N[C@H](CCCN=C(N)N[H])C(N)=O)NC(=O)[C@@H]1CSCC2=CC=C(CSC[C@H](NC(=O)[C@@]([H])(NC(=O)[C@H](CC(C)(C)C)NC(=O)[C@H](CC3=CN([H])C=N3)NC(=O)[C@@]([H])(NC(C)=O)[C@@H](C)CC)[C@@H](C)O[H])C(=O)N3C4CCCCC4C[C@H]3C(=O)N[C@@H](C)C(=O)N[C@@H](CC(O)=O)C(=O)N[C@@H](CCCCCCCC)C(=O)N[C@@H](CC3=CN([H])C4=C3C=CC=C4)C(=O)N[C@@H](CC(O)=O)C(=O)N[C@@H](CC3=CN([H])C4=C3C=CC=C4)C(=O)N1)C=C2)C(N)=O						
347	D; 5358.56	X5Hhc-X13Hhc	Disulfide	---	PEG21DA; X14K; amide	SGF++++; SIF++++	AA++++; AF++
347	ac-I-H-Tba-T-Hhc-Oic-hR-D-Ogl-W-D-W-Hhc-K-dR-am (SEQ ID NO:255)						
347	[H]NC(N)=NCCCC(NC(=O)C(CCCCNC(=O)CCOCCOCCOCCOCCOCCOCCOCCOCCOCCOCCOCCOCCOCCOCCOCCOCCOCCOCCOCCOCCOCCC(=O)NCCCCC(NC(=O)C1CCCSSCCCC(NC(=O)C([H])(NC(=O)C(CC(C)(C)C)NC(=O)C(CC2=CN([H])C=N2)NC(=O)C([H])(NC(C)=O)C(C)CC)C(C)O[H])C(=O)N2C3CCCCC3CC2C(=O)NC(CCCCNC(N)=N)C(=O)NC(CC(O)=O)C(=O)NC(CCCCCCCC)C(=O)NC(CC2=CN([H])C3=C2C=CC=C3)C(=O)NC(CC(O)=O)C(=O)NC(CC2=CN([H])C3=C2C=CC=C3)C(=O)N1)C(=O)NC(CCCN=C(N)N[H])C(N)=O)NC(=O)C1CCCSSCCCC(NC(=O)C([H])(NC(=O)C(CC(C)(C)C)NC(=O)C(CC2=CN([H])C=N2)NC(=O)C([H])(NC(C)=O)C(C)CC)C(C)O[H])C(=O)N2C3CCCCC3CC2C(=O)NC(C						

FIGURE 1.102

C#	Monomer (M) or Dimer (D) & MW (Daltons)	Cyclization Positions	Cyclization Chemical Bond	Cyclization Linker	Dimerization: Linker, Position, Chemical Bond	Stability Assays (SGF; SIF)	IC50 HEK Blue IL-17assays (AA, AF, FF)
	CCCNC(N)=N)C(=O)NC(CC(O)=O)C(=O)NC(CCCCCCCC)C(=O)NC(CC2=CN([H])C3=C2C=CC=C3)C(=O)NC(CC(O)=O)C(=O)NC(CC2=CN([H])C3=C2C=CC=C3)C(=O)N1)C(N)=O						
348	M; 2076.51	X5Hhc-X13Hhc	Disulfide	---	---	----	AA++++; AF+++; FF+
348	ac-I-H-Tba-T-Hhc-Oic-A-D-Ogl-W-E-W-Hhc-N-dR-am (SEQ ID NO:256)						
348	[H]NC(=O)C[C@H](NC(=O)[C@@H]1CCCSSCCC[C@H](NC(=O)[C@@]([H])(NC(=O)[C@H](CC(C)(C)C)NC(=O)[C@H](CC2=CN([H])C=N2)NC(=O)[C@@]([H])(NC(C)=O)[C@@H](C)CC)[C@@H](C)O[H])C(=O)N2C3CCCCC3C[C@H]2C(=O)N[C@@H](C)C(=O)N[C@@H](CC(O)=O)C(=O)N[C@@H](CCCCCCCC)C(=O)N[C@@H](CC2=CN([H])C3=C2C=CC=C3)C(=O)N[C@@H](CCC(O)=O)C(=O)N[C@@H](CC2=CN([H])C3=C2C=CC=C3)C(=O)N1)C(=O)N[C@H](CCCN=C(N)N[H])C(N)=O						
349	D; 5016.077	X5O3S_Reduced - X13OS3_Reduced	Carbon-carbon single bond	---	PEG21DA; X14K; amide	SGF++++; SIF++++	AA++++; FF+++
349	ac-I-Hse-Tba-T-O3S_Reduced-Oic-A-D-Ogl-W-D-W-O3S_Reduced-K-dR-am (SEQ ID NO:257)						
349	[H]C[C@@H]1NC(=O)[C@@H]2C[C@]3([H])CCCC[C@]3([H])N2C(=O)[C@H](CCCCCCCC[C@H](NC(=O)[C@H](CC2=CNC3=CC=CC=C23)NC(=O)[C@H](CC(O)=O)NC(=O)[C@H](CC2=CNC3=CC=CC=C23)NC(=O)[C@H](CCCCCCCC)NC(=O)[C@H](CC(O)=O)NC1=O)C(=O)N[C@@H](CCCCNC(=O)CCOCCOCCOCCOCCOCCOCCOCCOCCOCCOCCOCCOCCOCCOCCOCCOCCOCCOCCOCCOCCOCCOCCC(=O)NCCCC[C@H](NC(=O)[C@@H]1CCCCCCCC[C@H](NC(=O)[C@@H](NC(=O)[C@H](CC(C)(C)C)NC(=O)[C@H](CCO)NC(=O)[C@@H](NC(=O)C[H])[C@@H](C)CC)[C@@H](C)O)C(=O)N2[C@@H](C[C@]3([H])CCCC[C@]23[H])C(=O)N[C@@H](C[H])C(=O)N[C@@H](CC(O)=O)C(=O)N[C@@H](CCCCCCCC)C(=O)N[C@@H](CC2=CNC3=CC=CC=C23)C(=O)N[C@@H](CC(O)=O)C(=O)N[C@@H](CC2=CNC3=CC=CC=C23)C(=O)N1)C(=O)N[C@H](CCCNC(N)=N)C(N)=O)C(=O)N[C@H](CCCNC(N)=N)C(N)=O)NC(=O)[C@@H](NC(=O)[C@H](CC(C)(C)C)NC(=O)[C@H](CCO)NC(=O)[C@@H](NC(=O)C[H])[C@@H](C)CC)[C@@H](C)O						
350	D; 4983.991	X5O3S_Reduced - X13OS3_Reduced	Carbon-carbon single bond	---	PEG21DA; X14K; amide	SGF+; SIF++++	AA++++; FF+++
350	ac-I-Hse-cyclopropyl_Ala-T-O3S_Reduced-Oic-A-D-Ogl-W-D-W-O3S_Reduced-K-dR-am (SEQ ID NO:258)						
350	[H]C[C@@H]1NC(=O)[C@@H]2C[C@]3([H])CCCC[C@]3([H])N2C(=O)[C@H](CCCCCCCC[C@H](NC(=O)[C@H](CC2=CNC3=CC=CC=C23)NC(=O)[C@H](CC(O)=O)NC(=O)[C@H](CC2=CNC3=CC=CC=C23)NC(=O)[C@H](CCCCCCCC)NC(=O)[C@H](CC(O)=O)NC1=O)C(=O)N[C@@H](CCCCNC(=O)CCOCCOCCOCCOCCOCCOCCOCCOCCOCCOCCOCCOCCOCCOCCOCCOCCOCCOCCOCCOCCOCCOCCC(=O)NCCCC[C@H](NC(=O)[C@@H]1CCCCCCC[C@H](NC(=O)[C@@H](NC(=O)[C@H](CC2CC2)NC(=O)[C@H](CCO)NC(=O)[C@@H](NC(=O)C[H])[C@@H](C)CC)[C@@H](C)O)C(=O)N2[C@@H](C[C@]3([H])CCCC[C@]23[H])C(=O)N[C@@H](C[H])C(=O)N[C@@H](CC(O)=O)C(=O)N[C@@H](CCCCCCCC)C(=O)N[C@@H](CC2=CNC3=CC=CC=C23)C(=O)N[C@@H](CC(O)=O)C(=O)N[C@@H](CC2=CNC3=CC=CC=C23)C(=O)N1)C(=O)N[C@H](CCCNC(N)=N)C(N)=O)						

FIGURE 1.103

C#	Monomer (M) or Dimer (D) & MW (Daltons)	Cyclization Positions	Cyclization Chemical Bond	Cyclization Linker	Dimerization: Linker, Position, Chemical Bond	Stability Assays (SGF; SIF)	IC50 HEK Blue IL-17assays (AA, AF, FF)
	C(=O)N[C@H](CCCNC(N)=N)C(N)=O)NC(=O)[C@@H](NC(=O)[C@H](CC1CC1)NC(=O)[C@@H](NC(=O)C[H])[C@@H](C)CC)[C@@H](C)O						
351	M; 2191.6	X5Hhc-X13Hhc	Disulfide	---	---	SGF++++; SIF++++	AA++++; FF+++
351	ac-E-I-H-Tba-T-Hhc-Oic-A-D-Ogl-W-D-W-Hhc-N-dR-am (SEQ ID NO:259) Note: First residue E is position X0.						
351	[H]NC(=O)C[C@H](NC(=O)[C@@H]1CCCSSCCC[C@H](NC(=O)[C@@][H])(NC(=O)[C@H](CC(C)(C)C)NC(=O)[C@H](CC2=CN([H])C=N2)NC(=O)[C@@][H])(NC(=O)[C@H](CCC(O)=O)NC(C)=O)[C@@H](C)CC)[C@H](C)O[H])C(=O)N2C3CCCCC3C[C@H]2C(=O)N[C@@H](C)C(=O)N[C@@H](CC(O)=O)C(=O)N[C@@H](CCCCCCCC)C(=O)N[C@@H](CC2=CN([H])C3=C2C=CC=C3)C(=O)N[C@@H](CC(O)=O)C(=O)N[C@@H](CC2=CN([H])C3=C2C=CC=C3)C(=O)N1)C(=O)N[C@H](CCCN=C(N)N[H])C(N)=O						
352	M; 2175.65	X5Hhc-X13Hhc	Disulfide	---	---	SGF++++; SIF++++	AA++++; FF++
352	ac-Tle-I-H-Tba-T-Hhc-Oic-A-D-Ogl-W-D-W-Hhc-N-dR-am (SEQ ID NO:260) First residue Tle is position X0.						
352	[H]NC(=O)C[C@H](NC(=O)[C@@H]1CCCSSCCC[C@H](NC(=O)[C@@][H])(NC(=O)[C@H](CC(C)(C)C)NC(=O)[C@H](CC2=CN([H])C=N2)NC(=O)[C@@][H])(NC(=O)[C@@H](NC(C)=O)C(C)(C)C)[C@@H](C)CC)[C@@H](C)O[H])C(=O)N2C3CCCCC3C[C@H]2C(=O)N[C@@H](C)C(=O)N[C@@H](CC(O)=O)C(=O)N[C@@H](CCCCCCCC)C(=O)N[C@@H](CC2=CN([H])C3=C2C=CC=C3)C(=O)N[C@@H](CC(O)=O)C(=O)N[C@@H](CC2=CN([H])C3=C2C=CC=C3)C(=O)N1)C(=O)N[C@H](CCCN=C(N)N[H])C(N)=O						
353	M; 2930.53	X5Hhc-X13Hhc	Disulfide	---	---	---	AA++++; FF+
353	ac-I-H-Tba-T-Hhc-Oic-A-D-Ogl-W-D-W-Hhc-N-dR-PEG4-G-I-H-V-T-I-am (SEQ ID NO:261)						
353	[H]NC(=O)C[C@H](NC(=O)[C@@H]1CCCSSCCC[C@H](NC(=O)[C@@][H])(NC(=O)[C@H](CC(C)(C)C)NC(=O)[C@H](CC2=CN([H])C=N2)NC(=O)[C@@][H])(NC(=O)[C@@H](NC(C)=O)[C@@H](C)CC)[C@@H](C)O[H])C(=O)N2C3CCCCC3C[C@H]2C(=O)N[C@@H](CC(O)=O)C(=O)N[C@@H](CCCCCCCC)C(=O)N1)C(=O)N[C@H](CCCN=C(N)N[H])C(=O)N[C@@H](CC2=CN([H])C3=C2C=CC=C3)C(=O)N[C@@H](CC(O)=O)C(=O)N[C@@H](CC2=CN([H])C3=C2C=CC=C3)C(=O)N1)C(=O)N[C@@H](C)C(=O)N[C@@H](CC1=CN([H])C=N1)C(=O)N[C@@H](C(C)C)C(=O)N[C@@][H])([C@@H](C)O[H])C(=O)N[C@@][H])(C)CC)C(N)=O						
354	M; 2131.54	X5Hhc-X13Hhc	Disulfide	---	---	SGF+; SIF++++	AA++++; FF+
354	ac-I-3Pal-Tba-T-Hhc-Oic-A-Gla-Ogl-W-D-W-Hhc-N-dR-am (SEQ ID NO:262)						
354	[H]NC(=O)C[C@H](NC(=O)[C@@H]1CCCSSCCC[C@H](NC(=O)[C@@][H])(NC(=O)[C@H](CC(C)(C)C)NC(=O)[C@H](CC2=CN=CC=C2)NC(=O)[C@@][H])(NC(=O)[C@@H](C)CC)[C@@H](C)O[H])C(=O)N2C3CCCCC3C[C@H]2C(=O)N[C@@H](CC(C(O)=O)C(=O)N[C@@H](CCCCCCCC)C(=O)N[C@@H](CC2=CN([H])C3=C2C=CC=C3)C(=O)N[C@@H](CC(O)=O)C(=O)N[C@@H](CC2=CN([H])C3=C2C=CC=C3)C(=O)N1)C(=O)N[C@H](CCCN=C(N)N[H])C(N)=O						
355	M; 2173.58	X5Hhc-X13Hhc	Disulfide	---	---	SGF+; SIF++++	AA++++; FF+
355	ac-I-Phe_4Ad-Tba-T-Hhc-Oic-A-Gla-Ogl-W-D-W-Hhc-N-dR-am (SEQ ID NO:263)						

FIGURE 1.104

C#	Monomer (M) or Dimer (D) & MW (Daltons)	Cyclization Positions	Cyclization Chemical Bond	Cyclization Linker	Dimerization: Linker, Position, Chemical Bond	Stability Assays (SGF; SIF)	IC50 HEK Blue IL-17assays (AA, AF, FF)
355	[H]NC(=O)C[C@H](NC(=O)[C@@H]1CCCSSCCC[C@H](NC(=O)[C@@]([H])(NC(=O)[C@@]([H])(NC(C)=O)[C@@H](C)CC)[C@@H](C)O[H])C(=O)N2C3CCCCC3C[C@H]2C(=O)N[C@@H](CC(C)C)C(=O)N[C@@H](CCCCCCCC)C(=O)N[C@@H](CC2=CN([H])C3=C2C=CC=C3)C(=O)N[C@@H](CC(O)=O)C(=O)N[C@@H](CC2=CN([H])C3=C2C=CC=C3)C(=O)N1)C(O)=O)C(=O)N[C@H](CCCN=C(N)N[H])C(N)=O				
356	M; 2736.33	X5Hhc-X13Hhc	Disulfide	---	---	SGF++++; SIF++++	AA++++; FF++
356	ac-I-H-Tba-T-Hhc-Oic-A-Gla-Ogl-W-D-W-Hhc-Lys_1PEG2_1PEG2_IsoGlu_C12-dR-am (SEQ ID NO:264)						
356	[H]NC(N)=NCCC[C@@H](NC(=O)[C@H](CCCCNC(=O)COCCOCCNC(=O)CC[C@H](NC(=O)CCCCCCCCCC)C(O)=O)NC(=O)[C@@H]1CCCSSCCC[C@H](NC(=O)[C@@]([H])(NC(=O)[C@H](CC(C)C)NC(=O)[C@@]([H])(CC2=CN([H])C=N2)NC(=O)[C@@]([H])(NC(C)=O)[C@@H](C)CC)[C@@H](C)O[H])C(=O)N2C3CCCCC3C[C@H]2C(=O)N[C@@H](CC(C)C)C(=O)N[C@@H](CCCCCCCC)C(=O)N[C@@H](CC2=CN([H])C3=C2C=CC=C3)C(=O)N[C@@H](CC2=CN([H])C3=C2C=CC=C3)C(=O)N1)C(O)=O)C(N)=O				
357	M; 2080.511	X5O3S-X13O3S	Carbon-carbon double bond	---	---	SGF++++; SIF++++	AA++++; FF++
357	ac-I-H-Tba-T-O3S-Oic-A-D-Ogl-W-D-W-O3S-Lys_Ac-dR-am (SEQ ID NO:265)						
357	[H]CC(=O)NCCCC[C@H](NC(=O)[C@@H]1CCC\C=C/CCC[C@H](NC(=O)[C@@]([H])(NC(=O)[C@H](CC(C)(C)C)NC(=O)[C@H](CC2=CN([H])C=N2)NC(=O)[C@@]([H])(NC(C)=O)C(=O)N[C@@H](CCCCCCCC)C(=O)N[C@@H](CC2=CN([H])C3=C2C=CC=C3)C(=O)N[C@@H](CC(O)=O)C(=O)N[C@@H](CC2=CN([H])C3=C2C=CC=C3)C(=O)N1)C(=O)N[C@H](CCCN=C(N)N[H])C(N)=O				
358	M; 2069.488	X5hE-X13K	Amide (Lactam)	---	---	---	AA++++; FF++
358	ac-I-H-Tba-T-hE-Oic-A-D-Ogl-W-D-W-K-K-dR-am (SEQ ID NO:266)						
358	[H]NCCCC[C@H](NC(=O)[C@@H]1CCCCNC(=O)CCC[C@H](NC(=O)[C@@]([H])(NC(=O)[C@H](CC(C)(C)C)NC(=O)[C@H](CC2=CN([H])C=N2)NC(=O)[C@@]([H])(NC(C)=O)[C@@H](C)CC)[C@@H](C)O[H])C(=O)N2C3CCCCC3C[C@H]2C(=O)N[C@@H](C)C(=O)N[C@@H](CCCCCCCC)C(=O)N[C@@H](CC2=CN([H])C3=C2C=CC=C3)C(=O)N[C@@H](CC(O)=O)C(=O)N[C@@H](CC2=CN([H])C3=C2C=CC=C3)C(=O)N1)C(=O)N[C@H](CCCN=C(N)N[H])C(N)=O				
359	M; 2123.57	X5Hcy-X13Hcy	Thioether	EButene_Linker	---	SGF++++; SIF++++	AA+++; FF+
359	ac-I-Orn-Tba-T-Hcy-Oic-A-Gla-Ogl-W-D-W-Hcy-N-dR-am (SEQ ID NO:267)						
359	[H]NCCC[C@H](NC(=O)[C@@]([H])(NC(C)=O)[C@@H](C)CC)C(=O)N[C@@H](CC(C)(C)C(=O)N[C@@]([H])(C[C@@H](C)O[H])C(=O)N[C@H]1CCSC\C=C\CSCC[C@H](NC(=O)[C@H](CC2=CN([H])C3=C2C=CC=C3)NC(=O)[C@H](CC(O)=O)NC(=O)[C@H](CC2=CN([H])C3=C2C=CC=C3)NC(=O)[C@H](CCCCCCCC)NC(=O)C(C[C@H](NC(=O)[C@H](C)NC(=O)[C@@H]2CC3CCCCC3N2C1=O)C(O)=O)C(O)=O)C(=O)N[C@@H](CC(=O)N[H])C(=O)N[C@H](CCCN=C(N)N[H])C(N)=O				

FIGURE 1.105

C#	Monomer (M) or Dimer (D) & MW (Daltons)	Cyclization Positions	Cyclization Chemical Bond	Cyclization Linker	Dimerization: Linker, Position, Chemical Bond	Stability Assays (SGF; SIF)	IC50 HEK Blue IL-17assays (AA, AF, FF)
360	M; 2226.65	X5Hcy-X13Hcy	Thioether	EButene_Linker	---	SGF++; SIF++++	AA++++; FF+
360	ac-I-H-Tba-T-Hcy-Oic-H-Gla-Ogl-W-E-W-Hcy-N-dR-am (SEQ ID NO:268)						
360	[H]NC(=O)C[C@H](NC(=O)[C@@H]1CCSC\C=C\CSCC[C@H](NC(=O)[C@@]([H])(NC(=O)[C@H](CC(C)(C)C)NC(=O)[C@H](CC2=CN([H])C=N2)NC(=O)[C@@]([H])(NC(C)=O)[C@@H](C)CC)[C@@H](C)O[H])C(=O)N2C3CCCCC3C[C@H]2C(=O)N[C@@H](CC2=CN([H])C=N2)C(=O)N[C@@H](CC(C(O)=O)C(=O)N[C@@H](CCCCCCCC)C(=O)N[C@@H](CC2=CN([H])C3=C2C=CC=C3)C(=O)N[C@@H](CCC(O)=O)C(=O)N[C@@H](CC2=CN([H])C3=C2C=CC=C3)C(=O)N1)C(O)=O)C(=O)N[C@H](CCCN=C(N)N[H])C(N)=O						
361	M; 2076.51	X5Hcy-X13Hcy	Thioether	Propane_Linker	---	SGF++++; SIF+++	AA+++; FF+
361	ac-I-H-Tba-T-Hcy-Oic-A-D-Ogl-W-D-W-Hcy-N-dR-am (SEQ ID NO:269)						
361	[H][C@](NC(=O)[C@H](CC(C)(C)C)NC(=O)[C@H](CC1=CNC=N1)NC(=O)[C@@]([H])(NC(C)=O)[C@@H](C)CC)([C@@H](C)O)C(=O)N[C@H]1CCSCCCSCC[C@H](NC(=O)[C@H](CC2=CNC3=C2C=CC=C3)NC(=O)[C@H](CC(O)=O)NC(=O)[C@H](CC2=CNC3=C2C=CC=C3)NC(=O)[C@H](CCCCCCCC)NC(=O)[C@H](CC(O)=O)NC(=O)[C@H](C)NC(=O)[C@@H]2CC3CCCCC3N2C1=O)C(=O)N[C@@H](CC(N)=O)C(=O)N[C@H](CCCNC(N)=N)C(N)=O						
362	M; 2062.49	X5Hcy-X13Hcy	Thioether	Propane_Linker	---	SGF+; SIF+++	AA++++; FF+
362	ac-I-H-Tle-T-Hcy-Oic-A-D-Ogl-W-D-W-Hcy-N-dR-am (SEQ ID NO:270)						
362	[H][C@](NC(=O)[C@@H](NC(=O)[C@H](CC1=CNC=N1)NC(=O)[C@@]([H])(NC(C)=O)[C@@H](C)CC)C(C)(C)C)([C@@H](C)O)C(=O)N[C@H]1CCSCCCSCC[C@H](NC(=O)[C@H](CC2=CNC3=C2C=CC=C3)NC(=O)[C@H](CC(O)=O)NC(=O)[C@H](CC2=CNC3=C2C=CC=C3)NC(=O)[C@H](CCCCCCCC)NC(=O)[C@H](CC(O)=O)NC(=O)[C@H](C)NC(=O)[C@@H]2CC3CCCCC3N2C1=O)C(=O)N[C@@H](CC(N)=O)C(=O)N[C@H](CCCNC(N)=N)C(N)=O						
363	D; 5188.34	X5Hcy-X13Hcy	Thioether	Propane_Linker	PEG21DA; X14K; amide	SGF+++; SIF++++	AA++++; FF+++
363	ac-I-H-Tba-T-Hcy-Oic-A-D-Ogl-W-D-W-Hcy-K-dR-am (SEQ ID NO:271)						
363	[H][C@](NC(=O)[C@H](CC(C)(C)C)NC(=O)[C@H](CC1=CNC=N1)NC(=O)[C@@]([H])(NC(C)=O)[C@@H](C)CC)([C@@H](C)O)C(=O)N[C@H]1CCSCCCSCC[C@H](NC(=O)[C@H](CC2=CNC3=C2C=CC=C3)NC(=O)[C@H](CC(O)=O)NC(=O)[C@H](CC2=CNC3=C2C=CC=C3)NC(=O)[C@H](CCCCCCCC)NC(=O)[C@H](CC(O)=O)NC(=O)[C@H](C)NC(=O)[C@@H]2CC3CCCCC3N2C1=O)C(=O)N[C@@H](CCCCNC(=O)CCOCCOCCOCCOCCOCCOCCOCCOCCOCCOCCOCCOCCOCCOCCOCCOCCOCCOCCOCCOCCCC(=O)NCCCC[C@H](NC(=O)[C@@H]1CCSCCCSCC[C@H](NC(=O)[C@@]([H])(NC(=O)[C@H](CC(C)(C)C)NC(=O)[C@H](CC2=CNC=N2)NC(=O)[C@@]([H])(NC(C)=O)[C@@H](C)CC)[C@@H](C)O)C(=O)N2C3CCCCC3C[C@H]2C(=O)N[C@@H](C)C(=O)N[C@@H](CC(O)=O)C(=O)N[C@@H](CCCCCCCC)C(=O)N[C@@H](CC2=CNC3=C2C=CC=C3)C(=O)N[C@@H](CC(O)=O)C(=O)N[C@@H](CC2=CNC3=C2C=CC=C3)C(=O)N1)C(=O)N[C@H](CCCNC(N)=N)C(N)=O)C(=O)N[C@H](CCCNC(N)=N)C(N)=O						
364	M; 2121.59	X5Hcy-X13Hcy	Thioether	EButene_Linker	---	---	AA+++; FF+

FIGURE 1.106

C#	Monomer (M) or Dimer (D) & MW (Daltons)	Cyclization Positions	Cyclization Chemical Bond	Cyclization Linker	Dimerization: Linker, Position, Chemical Bond	Stability Assays (SGF; SIF)	IC50 HEK Blue IL-17assays (AA, AF, FF)
364	ac-I-Q-Tba-E-Hcy-Oic-A-D-Ogl-W-D-W-Hcy-K-dR-am (SEQ ID NO:272)						
364	[H]NCCCC[C@H](NC(=O)[C@@H]1CCSC\C=C\CSCC[C@H](NC(=O)[C@H](CCC(O)=O)NC(=O)[C@H](CC(C)(C)C)NC(=O)[C@H](CCC(N)=O)NC(=O)[C@@]([H])(NC(C)=O)[C@@H](C)CC)C(=O)N2C3CCCCC3C[C@H]2C(=O)N[C@@H](C)C(=O)N[C@@H](CC(O)=O)C(=O)N[C@@H](CCCCCCCC)C(=O)N[C@@H](CC2=CNC3=C2C=CC=C3)C(=O)N[C@@H](CC(O)=O)C(=O)N[C@@H](CC2=CNC3=C2C=CC=C3)C(=O)N1)C(=O)N[C@H](CCCNC(N)=N)C(N)=O						
365	M; 2106.58	X5Hcy-X13Hcy	Thioether	EButene_Linker	---	---	AA+++; FF+
365	ac-I-Q-Tba-N-Hcy-Oic-A-D-Ogl-W-D-W-Hcy-K-dR-am (SEQ ID NO:273)						
365	[H]NCCCC[C@H](NC(=O)[C@@H]1CCSC\C=C\CSCC[C@H](NC(=O)[C@H](CC(N)=O)NC(=O)[C@H](CC(C)(C)C)NC(=O)[C@H](CCC(N)=O)NC(=O)[C@@]([H])(NC(C)=O)[C@@H](C)CC)C(=O)N2C3CCCCC3C[C@H]2C(=O)N[C@@H](C)C(=O)N[C@@H](CC(O)=O)C(=O)N[C@@H](CCCCCCCC)C(=O)N[C@@H](CC2=CNC3=C2C=CC=C3)C(=O)N[C@@H](CC(O)=O)C(=O)N[C@@H](CC2=CNC3=C2C=CC=C3)C(=O)N1)C(=O)N[C@H](CCCNC(N)=N)C(N)=O						
366	D;5146.147	X5K-X13hE	Amide (Lactam)	---	PEG21DA; X14K; amide	SGF++++; SIF+	AA++++; FF+
366	ac-I-H-Tba-T-K-Oic-A-D-Ogl-W-D-W-hE-K-dR-am (SEQ ID NO:274)						
366	[H]NC(N)=NCCC[C@@H](NC(=O)[C@H](CCCCNC(=O)CCOCCOCCOCCOCCOCCOCCOCCOCCOCCOCCOCCOCCOCCOCCOCCOCCOCCOCCOCCOCCOCCOCCC(=O)NCCCC[C@H](NC(=O)[C@@H]1CCCC(=O)NCCCC[C@H](NC(=O)[C@@]([H])(NC(=O)[C@H](CC(C)(C)C)NC(=O)[C@H](CC2=CN([H])C=N2)NC(=O)[C@@]([H])(NC(C)=O)[C@@H](C)CC)[C@@H](C)O[H])C(=O)N2C3CCCCC3C[C@H]2C(=O)N[C@@H](C)C(=O)N[C@@H](CC(O)=O)C(=O)N[C@@H](CCCCCCCC)C(=O)N[C@@H](CC2=CN([H])C3=C2C=CC=C3)C(=O)N[C@@H](CC(O)=O)C(=O)N[C@@H](CC2=CN([H])C3=C2C=CC=C3)C(=O)N1)C(=O)N[C@H](CCCN=C(N)N[H])C(N)=O)NC(=O)[C@@H]1CCCC(=O)NCCCC[C@H](NC(=O)[C@@]([H])(NC(=O)[C@H](CC(C)(C)C)NC(=O)[C@H](CC2=CN([H])C=N2)NC(=O)[C@@]([H])(NC(C)=O)[C@@H](C)CC)[C@@H](C)O[H])C(=O)N2C3CCCCC3C[C@H]2C(=O)N[C@@H](C)C(=O)N[C@@H](CC(O)=O)C(=O)N[C@@H](CCCCCCCC)C(=O)N[C@@H](CC2=CN([H])C3=C2C=CC=C3)C(=O)N[C@@H](CC(O)=O)C(=O)N[C@@H](CC2=CN([H])C3=C2C=CC=C3)C(=O)N1)C(N)=O						
367	D; 5032.043	X5O3S_Reduced - X13OS3_Reduced	Carbon-carbon single bond	---	PEG21DA; X14K; amide	SGF+; SIF++++	AA++++; FF+++
367	ac-I-H-V-T-O3S_Reduced-Oic-A-D-Ogl-W-D-W-O3S_Reduced-K-dR-am (SEQ ID NO:275)						
367	[H]C[C@@H]1NC(=O)[C@@H]2C[C@]3([H])CCCC[C@]3([H])N2C(=O)[C@H](CCCCCCCC[C@H](NC(=O)[C@H](CC2=CNC3=CC=CC=C23)NC(=O)[C@H](CC(O)=O)NC(=O)[C@H](CC2=CNC3=CC=CC=C23)NC(=O)[C@H](CCCCCCCC)NC(=O)[C@H](CC(O)=O)NC1=O)C(=O)N[C@@H](CCCCNC(=O)CCOCCOCCOCCOCCOCCOCCOCCOCCOCCOCCOCCOCCOCCOCCOCCOCCOCCOCCOCCOCCOCCOCCC(=O)NCCCC[C@H](NC(=O)[C@@H]1CCCCCCC[C@H](NC(=O)[C@@H](NC(=O)[C@@H](NC(=O)[C@H](CC2=CN=CN2)NC(=O)[C@@H](NC(=O)C[H])[C@@H](C)CC)C(C)C)[C@@H](C)O)C(=O)N2[C@@H](C[C@]3([H])CCCC[C@]23[H])C(=O)N[C@@H](C[H])C(=O)N[C@@H](CC(O)=O)C(=O)N[C@@H](CCCCCCCC)C(=O)N[C@@H](CC2=CNC3=CC=CC=C23)C(=O)N[C@@H](CC(O)=O)C(=O)N[C@@H](CC2=CNC3=CC=CC=C23)C(=O)N1)C(=O)N[C@H](CCCNC(N)=N)						

FIGURE 1.107

C#	Monomer (M) or Dimer (D) & MW (Daltons)	Cyclization Positions	Cyclization Chemical Bond	Cyclization Linker	Dimerization: Linker, Position, Chemical Bond	Stability Assays (SGF; SIF)	IC50 HEK Blue IL-17assays (AA, AF, FF)
	C(N)=O)C(=O)N[C@H](CCCNC(N)=N)C(N)=O)NC(=O)[C@@H](NC(=O)[C@@H](NC(=O)[C@H](CC1=CN=CN1)NC(=O)[C@@H](NC(=O)C[H])[C@@H](C)CC)C(C)C)[C@@H](C)O						
368	M; 2072.52	X5Hcy-X13Cys	Thioether	EButene_Linker	---	---	AA++++
368	ac-I-H-cyclopropyl_Ala-T-Hcy-Oic-A-D-Ogl-W-D-W-C-K-dR-am (SEQ ID NO:276)						
368	[H]C[C@@H]1NC(=O)[C@@H]2C[C@]3([H])CCCC[C@]3([H])N2C(=O)[C@H](CCSC\C=C\CSC[C@H](NC(=O)[C@H](CC2=CNC3=CC=CC=C23)NC(=O)[C@H](CC(O)=O)NC(=O)[C@H](CC2=CNC3=CC=CC=C23)NC(=O)[C@H](CCCCCCCC)NC(=O)[C@H](CC(O)=O)NC1=O)C(=O)N[C@@H](CCCCN[H])C(=O)N[C@H](CCCNC(N)=N)C(N)=O)NC(=O)[C@@H](NC(=O)[C@H](CC1CC1)NC(=O)[C@H](CC1=CN=CN1)NC(=O)[C@@H](NC(=O)C[H])[C@@H](C)CC)[C@@H](C)O						
369	M; 2074.54	X5Hcy-X13Cys	Thioether	EButene_Linker	---	---	AA+++; AF+++
369	ac-I-H-Tle-T-Hcy-Oic-A-D-Ogl-W-D-W-C-K-dR-am (SEQ ID NO:277)						
369	[H]C[C@@H]1NC(=O)[C@@H]2C[C@]3([H])CCCC[C@]3([H])N2C(=O)[C@H](CCSC\C=C\CSC[C@H](NC(=O)[C@H](CC2=CNC3=CC=CC=C23)NC(=O)[C@H](CC(O)=O)NC(=O)[C@H](CC2=CNC3=CC=CC=C23)NC(=O)[C@H](CCCCCCCC)NC(=O)[C@H](CC(O)=O)NC1=O)C(=O)N[C@@H](CCCCN[H])C(=O)N[C@H](CCCNC(N)=N)C(N)=O)NC(=O)[C@@H](NC(=O)[C@@H](NC(=O)[C@H](CC1=CN=CN1)NC(=O)[C@@H](NC(=O)C[H])[C@@H](C)CC)C(C)(C)C)[C@@H](C)O						
370	M; 2038.5	X5Hcy-X13Cys	Thioether	EButene_Linker	---	---	AA+++
370	ac-I-Hse-Tle-T-Hcy-Oic-A-D-Ogl-W-D-W-C-K-dR-am (SEQ ID NO:278)						
370	[H]C[C@@H]1NC(=O)[C@@H]2C[C@]3([H])CCCC[C@]3([H])N2C(=O)[C@H](CCSC\C=C\CSC[C@H](NC(=O)[C@H](CC2=CNC3=CC=CC=C23)NC(=O)[C@H](CC(O)=O)NC(=O)[C@H](CC2=CNC3=CC=CC=C23)NC(=O)[C@H](CCCCCCCC)NC(=O)[C@H](CC(O)=O)NC1=O)C(=O)N[C@@H](CCCCN[H])C(=O)N[C@H](CCCNC(N)=N)C(N)=O)NC(=O)[C@@H](NC(=O)[C@@H](NC(=O)[C@H](CCO)NC(=O)[C@@H](NC(=O)C[H])[C@@H](C)CC)C(C)(C)C)[C@@H](C)O						
371	M; 2074.54	X5C-X13Hcy	Thioether	EButene_Linker	---	---	AA+++
371	ac-I-H-Tle-T-C-Oic-A-D-Ogl-W-D-W-Hcy-K-dR-am (SEQ ID NO:279)						
371	[H]C[C@@H]1NC(=O)[C@@H]2C[C@]3([H])CCCC[C@]3([H])N2C(=O)[C@H](CSC\C=C\CSCC[C@H](NC(=O)[C@H](CC2=CNC3=CC=CC=C23)NC(=O)[C@H](CC(O)=O)NC(=O)[C@H](CC2=CNC3=CC=CC=C23)NC(=O)[C@H](CCCCCCCC)NC(=O)[C@H](CC(O)=O)NC1=O)C(=O)N[C@@H](CCCCN[H])C(=O)N[C@H](CCCNC(N)=N)C(N)=O)NC(=O)[C@@H](NC(=O)[C@@H](NC(=O)[C@H](CC1=CN=CN1)NC(=O)[C@@H](NC(=O)C[H])[C@@H](C)CC)C(C)(C)C)[C@@H](C)O						
372	D; 4078.82	---	---	---	pBiphenyl_Linker; X3Cys; Thioether	SGF++; SIF+++	AA+++
372	ac-I-H-C-T-I-P-A-D-Ogl-W-D-W-I-N-dR-am (SEQ ID NO:185)						
372	[H][C@](NC(=O)[C@H](CSCC1=CC=C(C=C1)C1=CC=C(CSC[C@H](NC(=O)[C@H](CC2=CNC=N2)NC(=O)[C@@]([H])(NC(C)=O)[C@@H](C)CC)C(=O)N[C@@]([H])([C@@H](C)O)C(=O)N[C@@]([H])([C@@H](C)CC)C(=O)N2CCC[C@H]2C(=O)N[C@@H](C)C(=O)N[C@@H](CC(O						

FIGURE 1.108

C#	Monomer (M) or Dimer (D) & MW (Daltons)	Cyclization Positions	Cyclization Chemical Bond	Cyclization Linker	Dimerization: Linker, Position, Chemical Bond	Stability Assays (SGF; SIF)	IC50 HEK Blue IL-17assays (AA, AF, FF)
	)=O)C(=O)N[C@@H](CCCCCCCC)C(=O)N[C@@H](CC2=CNC3=C2C=CC=C3)C(=O)N[C@@H](CC(O)=O)C(=O)N[C@@H](CC2=CNC3=C2C=CC=C3)C(=O)N[C@@]([H])([C@@H](C)CC)C(=O)N[C@@H](CCCNC(N)=N)C(N)=O)C=C1)NC(=O)[C@H](CC1=CNC=N1)NC(=O)[C@@]([H])(NC(C)=O)[C@@H](C)CC)([C@@H](C)O)C(=O)N[C@@]([H])([C@@H](C)O)C(=O)N1CCC[C@H]1C(=O)N[C@@H](C)C(=O)N[C@@H](CC(O)=O)C(=O)N[C@@H](CCCCCCCC)C(=O)N[C@@H](CC1=CNC2=C1C=CC=C2)C(=O)N[C@@H](CC(N)=O)C(=O)N[C@@H](CCCNC(N)=N)C(N)=O)C(=O)N[C@@]([H])([C@@H](C)CC)C(=O)N[C@@H](CC(N)=O)C(=O)N[C@@H](CCCNC(N)=N)C(N)=O			
373	M; 2025.46	X5Hhc-X13Hhc	Disulfide	---	---	SGF++++; SIF+	AA+++; AF+
373	ac-I-K-V-T-Hhc-Oic-A-D-Ogl-W-D-W-Hhc-N-dR-am (SEQ ID NO:280)						
373	[H]NC(=O)C[C@H](NC(=O)[C@@H]1CCCSSCCC[C@H](NC(=O)[C@@]([H])(NC(=O)[C@@H](NC(=O)[C@H](CCCCN)NC(=O)[C@@]([H])(NC(C)=O)[C@@H](CC)C)C)[C@@H](C)O[H])C(=O)N2C3CCCCC3C[C@H]2C(=O)N[C@@H](C)C(=O)N[C@@H](CC(O)=O)C(=O)N[C@@H](CCCCCCCC)C(=O)N[C@@H](CC2=CN([H])C3=C2C=CC=C3)C(=O)N[C@@H](CCCN=C(N)N[H])C(N)=O					
374	M; 2176.67	X5Hhc-X13Hhc	Disulfide	---	---	---	AA++++
374	ac-I-H-Ogl-T-Hhc-Oic-A-Gla-Ogl-W-D-W-Hhc-K-dR-am (SEQ ID NO:281)						
374	[H]C[C@@H]1NC(=O)[C@@H]2C[C@]3([H])CCCC[C@]3([H])N2C(=O)[C@H](CCCSSCCC[C@H](NC(=O)[C@H](CC2=CNC3=CC=CC=C23)NC(=O)[C@H](CC(O)=O)NC(=O)[C@H](CC2=CNC3=CC=CC=C23)NC(=O)[C@H](CCCCCCCC)NC(=O)[C@H](CC(C(O)=O)C(O)=O)NC1=O)C(=O)N[C@@H](CCCCN[H])C(=O)N[C@H](CCCNC(N)=N)C(N)=O)NC(=O)[C@@H](NC(=O)[C@H](CCCCCCCC)NC(=O)[C@H](CC1=CN=CN1)NC(=O)[C@@H](NC(=O)C[H])[C@@H](C)CC)[C@@H](C)O					
375	M; 2098.56	X5Hhc-X13Hhc	Disulfide	---	---	---	AA++++
375	ac-I-Hse-Tba-T-Hhc-Oic-A-Gla-Ogl-W-D-W-Hhc-K-dR-am (SEQ ID NO:210)						
375	[H]C[C@@H]1NC(=O)[C@@H]2C[C@]3([H])CCCC[C@]3([H])N2C(=O)[C@H](CCCSSCCC[C@H](NC(=O)[C@H](CC2=CNC3=CC=CC=C23)NC(=O)[C@H](CC(O)=O)NC(=O)[C@H](CC2=CNC3=CC=CC=C23)NC(=O)[C@H](CCCCCCCC)NC(=O)[C@H](CC(C(O)=O)C(O)=O)NC1=O)C(=O)N[C@@H](CCCCN[H])C(=O)N[C@H](CCCNC(N)=N)C(N)=O)NC(=O)[C@@H](NC(=O)[C@H](CCCCCCCC)NC(=O)[C@H](CC(C)C)NC(=O)[C@H](CCO)NC(=O)[C@@H](C)O					
376	M; 2187.64	X5Lys_Ac-X13Cys	Thioether	---	---	---	AA++++
376	ac-I-H-Ogl-T-Lys_Ac-Oic-A-Gla-Ogl-W-D-W-C-K-dR-am (SEQ ID NO:282)						
376	[H]C[C@@H]1NC(=O)[C@@H]2C[C@]3([H])CCCC[C@]3([H])N2C(=O)[C@H](CCCCNC(=O)CSC[C@H](NC(=O)[C@H](CC2=CNC3=CC=CC=C23)NC(=O)[C@H](CC(O)=O)NC(=O)[C@H](CC2=CNC3=CC=CC=C23)NC(=O)[C@H](CCCCCCCC)NC(=O)[C@H](CC(C(O)=O)C(O)=O)NC1=O)C(=O)N[C@@H](CCCCN[H])C(=O)N[C@H](CCCNC(N)=N)C(N)=O)NC(=O)[C@@H](NC(=O)[C@H](CCCCCCCC)NC(=O)[C@H](CC1=CN=CN1)NC(=O)[C@@H](NC(=O)C[H])[C@@H](C)CC)[C@@H](C)O					
377	M; 2162.6	X5Hcy-X13Hcy	Thioether	Carbonyl_Linker	---	---	AA+++

FIGURE 1.109

C#	Monomer (M) or Dimer (D) & MW (Daltons)	Cyclization Positions	Cyclization Chemical Bond	Cyclization Linker	Dimerization: Linker, Position, Chemical Bond	Stability Assays (SGF; SIF)	IC50 HEK Blue IL-17assays (AA, AF, FF)
377	ac-I-H-Tba-T-Hcy-Oic-A-Gla-Ogl-W-D-W-Hcy-K-dR-am (SEQ ID NO:211)						
377	[H]C[C@@H]1NC(=O)[C@@H]2C[C@]3([H])CCC[C@]3([H])N2C(=O)[C@H]1CCSCC[C@H](NC(=O)[C@H](CC2=CNC3=CC=CC=C23)NC(=O)[C@H](CC(O)=O)NC(=O)[C@H](CC2=CNC3=CC=CC=C23)NC(=O)[C@H](CCCCCCCC)NC(=O)[C@H](CC(C)C)C(O)=O)C(O)=O)NC1=O)C(=O)N[C@@H](CCCCN[H])C(=O)N[C@@H](CCCNC(N)=N)C(N)=O)NC(=O)[C@H](CC(C)C)NC(=O)[C@H](CC(C)C)NC(=O)[C@H](CC1=CN=CN1)NC(=O)[C@@H](NC(=O)C[H])[C@@H](C)CC)[C@@H](C)O				
378	M; 2074.54	X5Hhc-X13Hhc	Disulfide	---	---	---	AA++++
378	ac-I-H-Cpg-T-Hhc-Oic-A-D-Ogl-W-D-W-Hhc-K-dR-am (SEQ ID NO:212)						
378	[H]NCCCC[C@H](NC(=O)[C@@H]1CCCSSCCC[C@H](NC(=O)[C@@]([H])(NC(=O)[C@@H](NC(=O)[C@H](CC2=CNC=N2)NC(=O)[C@@]([H])(NC(C)=O)[C@@H](C)CC)C2CCCC2)[C@@H](C)O)C(=O)N2C3CCCCC3C[C@H]2C(=O)N[C@@H](C)C(=O)N[C@@H](CC(O)=O)C(=O)N[C@@H](CCCCCCCC)C(=O)N[C@@H](CC2=CNC3=C2C=CC=C3)C(=O)N[C@@H](CC(O)=O)C(=O)N[C@@H](CC2=CNC3=C2C=CC=C3)C(=O)N1)C(=O)N[C@@H](CCCNC(N)=N)C(N)=O	X5Hhc-X13Hhc	Disulfide	---	---	---	AA+++
379	ac-I-H-Ala_cycBu-T-Hhc-Oic-A-D-Ogl-W-D-W-Hhc-K-dR-am (SEQ ID NO:208)						
379	[H]NCCCC[C@H](NC(=O)[C@@H]1CCCSSCCC[C@H](NC(=O)[C@@]([H])(NC(=O)[C@H](CC2CCC2)NC(=O)[C@H](CC2=CNC=N2)NC(=O)[C@@]([H])(NC(C)=O)[C@@H](C)CC)[C@@H](C)O)C(=O)N2C3CCCCC3C[C@H]2C(=O)N[C@@H](C)C(=O)N[C@@H](CC(O)=O)C(=O)N[C@@H](CCCCCCCC)C(=O)N[C@@H](CC2=CNC3=C2C=CC=C3)C(=O)N[C@@H](CC(O)=O)C(=O)N[C@@H](CC2=CNC3=C2C=CC=C3)C(=O)N1)C(=O)N[C@@H](CCCNC(N)=N)C(N)=O	X5Hhc-X13Hhc	Disulfide	---	---	---	AA+++
380	ac-Chg-Hse-Ogl-T-Hhc-Oic-A-D-Ogl-W-D-W-Hhc-K-dR-am (SEQ ID NO:283)						
380	[H]NCCCC[C@H](NC(=O)[C@@H]1CCCSSCCC[C@H](NC(=O)[C@@]([H])(NC(=O)[C@H](CCCCCCCC)NC(=O)[C@H](CCO)NC(=O)[C@@H](NC(C)=O)C2CCCCC2)[C@@H](C)O)C(=O)N2C3CCCCC3C[C@H]2C(=O)N[C@@H](C)C(=O)N[C@@H](CC(O)=O)C(=O)N[C@@H](CCCCCCCC)C(=O)N[C@@H](CC2=CNC3=C2C=CC=C3)C(=O)N1)C(=O)N[C@@H](CCCNC(N)=N)C(N)=O	X5Hhc-X13Hhc	Disulfide	---	---	---	AA+++
381	ac-Ogl-Hse-cyclopropyl_Ala-T-Hhc-Oic-A-D-Ogl-W-D-W-Hhc-K-dR-am (SEQ ID NO:284)						
381	[H]NCCCC[C@H](NC(=O)[C@@H]1CCCSSCCC[C@H](NC(=O)[C@@]([H])(NC(=O)[C@H](CC2CC2)NC(=O)[C@H](CCO)NC(=O)[C@H](CCCCCCCC)NC(C)=O)[C@@H](C)O)C(=O)N2C3CCCCC3C[C@H]2C(=O)N[C@@H](C)C(=O)N[C@@H](CC(O)=O)C(=O)N[C@@H](CCCCCCCC)C(=O)N[C@@H](CC2=CNC3=C2C=CC=C3)C(=O)N[C@@H](CC2=CNC3=C2C=CC=C3)C(=O)N1)C(=O)N[C@@H](CCCNC(N)=N)C(N)=O	X5Hhc-X13Hhc	Disulfide	---	---	---	AA+++

FIGURE 1.110

C#	Monomer (M) or Dimer (D) & MW (Daltons)	Cyclization Positions	Cyclization Chemical Bond	Cyclization Linker	Dimerization: Linker, Position, Chemical Bond	Stability Assays (SGF; SIF)	IC50 HEK Blue IL-17assays (AA, AF, FF)
382	M; 2116.62	X5Hhc-X13Hhc	Disulfide	---	---	---	AA+++
382	ac-Ogl-H-cyclopropyl_Ala-T-Hhc-Oic-A-D-Ogl-W-D-W-Hhc-K-dR-am (SEQ ID NO:285)						
382	[H]NCCCC[C@H](NC(=O)[C@@H]1CCCSSCCC[C@H](NC(=O)[C@@]([H])(NC(=O)[C@H](CC2CC2)NC(=O)[C@H](CC2=CNC=N2)NC(=O)[C@H](CCCCCCCC)NC(C)=O)[C@@H](C)O)C(=O)N2C3CCCCC3C[C@H]2C(=O)N[C@@H](C)C(=O)N[C@@H](CC(O)=O)C(=O)N[C@@H](CCCCCCCC)C(=O)N[C@@H](CC2=CNC3=C2C=CC=C3)C(=O)N[C@@H](CC(O)=O)C(=O)N[C@@H](CC2=CNC3=C2C=CC=C3)C(=O)N1)C(=O)N[C@H](CCCNC(N)=N)C(N)=O						
383	M: 2082.6	X5Hhc-X13Hhc	Disulfide	---	---	---	AA+++
383	ac-I-Hse-Ogl-T-Hhc-Oic-A-D-Ogl-W-D-W-Hhc-K-dR-am (SEQ ID NO:286)						
383	[H]NCCCC[C@H](NC(=O)[C@@H]1CCCSSCCC[C@H](NC(=O)[C@@]([H])(NC(=O)[C@H](CCCCCCCC)NC(=O)[C@H](CCO)NC(=O)[C@@]([H])(NC(C)=O)[C@@H](C)CC)[C@@H](C)O)C(=O)N2C3CCCCC3C[C@H]2C(=O)N[C@@H](C)C(=O)N[C@@H](CC(O)=O)C(=O)N[C@@H](CCCCCCCC)C(=O)N[C@@H](CC2=CNC3=C2C=CC=C3)C(=O)N[C@@H](CC(O)=O)C(=O)N[C@@H](CC2=CNC3=C2C=CC=C3)C(=O)N1)C(=O)N[C@H](CCCNC(N)=N)C(N)=O						
384	M; 2118.55	X5Hcy-X13Cys	Thioether	EButene_Linker	---	---	AA++++
384	ac-I-H-V-T-Hcy-Oic-A-Gla-Ogl-W-D-W-C-K-dR-am (SEQ ID NO:287)						
384	[H]NCCCC[C@H](NC(=O)[C@@H]1CSC\C=C\CSCC[C@H](NC(=O)[C@@]([H])(NC(=O)[C@@H](NC(=O)[C@H](CC2=CNC=N2)NC(=O)[C@@]([H])(NC(C)=O)[C@@H](C)CC)C(C)C)[C@@H](C)O)C(=O)N2C3CCCCC3C[C@H]2C(=O)N[C@@H](C)C(=O)N[C@@H](CC(C(O)=O)C(=O)N[C@@H](CCCCCCCC)C(=O)N[C@@H](CC2=CNC3=C2C=CC=C3)C(=O)N[C@@H](CC(O)=O)C(=O)N[C@@H](CC2=CNC3=C2C=CC=C3)C(=O)N1)C(O)=O)C(=O)N[C@H](CCCNC(N)=N)C(N)=O						
385	D; 5382.45	X5LysAc-X13Cys	Thioether	---	PEG21DA; X14K; amide	SGF+; SIF++++	AA++++
385	ac-I-H-Ogl-T-Lys_Ac-Oic-A-Gla-Ogl-W-D-W-C-K-dR-am (SEQ ID NO:282)						
385	[H]C[C@@H]1NC(=O)[C@@H]2C[C@]3([H])CCCC[C@]3([H])N2C(=O)[C@H](CCCCNC(=O)CSC[C@H](NC(=O)[C@H](CC2=CNC3=CC=CC=C23)NC(=O)[C@H](CC(O)=O)NC(=O)[C@H](CC2=CNC3=CC=CC=C23)NC(=O)[C@H](CCCCCCCC)NC(=O)[C@H](CC(C(O)=O)C(O)=O)NC1=O)C(=O)N[C@@H](CCCCNC(=O)CCOCCOCCOCCOCCOCCOCCOCCOCCOCCOCCOCCOCCOCCOCCOCCOCCOCCOCCOCCOCCOCCC(=O)NCCCC[C@H](NC(=O)[C@@H]1CSCC(=O)NCCCC[C@H](NC(=O)[C@@H](NC(=O)[C@H](CCCCCCCC)NC(=O)[C@H](CC2=CN=CN2)NC(=O)[C@@H](NC(=O)C[H])[C@@H](C)CC)[C@@H](C)O)C(=O)N2[C@@H](C[C@]3([H])CCCC[C@]23[H])C(=O)N[C@@H](C[H])C(=O)N[C@@H](CC(C(O)=O)C(O)=O)C(=O)N[C@@H](CCCCCCCC)C(=O)N[C@@H](CC2=CNC3=CC=CC=C23)C(=O)N[C@@H](CC(O)=O)C(=O)N[C@@H](CC2=CNC3=CC=CC=C23)C(=O)N1)C(=O)N[C@H](CCCNC(N)=N)C(N)=O)C(=O)N[C@H](CCCNC(N)=N)C(N)=O)NC(=O)[C@@H](NC(=O)[C@H](CCCCCCCC)NC(=O)[C@H](CC1=CN=CN1)NC(=O)[C@@H](NC(=O)C[H])[C@@H](C)CC)[C@@H](C)O						
386	D; 5188.25	X5Hcy-X13Cys	Thioether	Carbonyl_Linker	PEG21DA; X14K; amide	SGF+; SIF+	AA++++
386	ac-I-H-Tba-T-Hcy-Oic-A-D-Ogl-W-D-W-C-K-dR-am (SEQ ID NO:288)						

FIGURE 1.111

C#	Monomer (M) or Dimer (D) & MW (Daltons)	Cyclization Positions	Cyclization Chemical Bond	Cyclization Linker	Dimerization: Linker, Position, Chemical Bond	Stability Assays (SGF; SIF)	IC50 HEK Blue IL-17assays (AA, AF, FF)
386	[H]C[C@@H]1NC(=O)[C@@H]2C[C@]3([H])CCCC[C@]3([H])N2C(=O)[C@H](CCSCC(=O)CSC[C@H](NC(=O)[C@H](CC2=CNC3=CC=CC=C23)NC(=O)[C@H](CC(O)=O)NC(=O)[C@H](CC2=CNC3=CC=CC=C23)NC(=O)[C@H](CCCCCCCC)NC(=O)[C@H](CC(O)=O)NC1=O)C(=O)N[C@@H](CCCCNC(=O)CCOCCOCCOCCOCCOCCOCCOCCOCCOCCOCCOCCOCCOCCOCCOCCOCCOCCOCCOCCOCCOCCC(=O)NCCCC[C@H](NC(=O)[C@@H]1CSCC(=O)CSCC[C@H](NC(=O)[C@@H](NC(=O)[C@H](CC(C)(C)C)NC(=O)[C@H](CC2=CN=CN2)NC(=O)[C@@H](NC(=O)C[H])[C@@H](C)CC)[C@@H](C)O)C(=O)N2[C@@H](C[C@]3([H])CCCC[C@]23[H])C(=O)N[C@@H](C[H])C(=O)N[C@@H](CC(O)=O)C(=O)N[C@@H](CCCCCCCC)C(=O)N[C@@H](CC2=CNC3=CC=CC=C23)C(=O)N[C@@H](CC(O)=O)C(=O)N[C@@H](CC2=CNC3=CC=CC=C23)C(=O)N1)C(=O)N[C@H](CCCNC(N)=N)C(N)=O)C(=O)N[C@H](CCCNC(N)=N)C(N)=O)NC(=O)[C@@H](NC(=O)[C@H](CC(C)(C)C)NC(=O)[C@H](CC1=CN=CN1)NC(=O)[C@@H](NC(=O)C[H])[C@@H](C)CC)[C@@H](C)O						
387	D; 5188.25	X5Cys-X13Hcy	Thioether	Carbonyl_Linker	PEG21DA; X14K; amide	SGF++; SIF+	AA++++
387	ac-I-H-Tba-T-C-Oic-A-D-Ogl-W-D-W-Hcy-K-dR-am (SEQ ID NO:289)						
387	[H]C[C@@H]1NC(=O)[C@@H]2C[C@]3([H])CCCC[C@]3([H])N2C(=O)[C@H](CSCC(=O)CSCC[C@H](NC(=O)[C@H](CC2=CNC3=CC=CC=C23)NC(=O)[C@H](CC(O)=O)NC(=O)[C@H](CC2=CNC3=CC=CC=C23)NC(=O)[C@H](CCCCCCCC)NC(=O)[C@H](CC(O)=O)NC1=O)C(=O)N[C@@H](CCCCNC(=O)CCOCCOCCOCCOCCOCCOCCOCCOCCOCCOCCOCCOCCOCCOCCOCCOCCOCCOCCOCCOCCOCCC(=O)NCCCC[C@H](NC(=O)[C@@H]1CCSCC(=O)CSC[C@H](NC(=O)[C@@H](NC(=O)[C@H](CC(C)(C)C)NC(=O)[C@H](CC2=CN=CN2)NC(=O)[C@@H](NC(=O)C[H])[C@@H](C)CC)[C@@H](C)O)C(=O)N2[C@@H](C[C@]3([H])CCCC[C@]23[H])C(=O)N[C@@H](C[H])C(=O)N[C@@H](CC(O)=O)C(=O)N[C@@H](CCCCCCCC)C(=O)N[C@@H](CC2=CNC3=CC=CC=C23)C(=O)N[C@@H](CC(O)=O)C(=O)N[C@@H](CC2=CNC3=CC=CC=C23)C(=O)N1)C(=O)N[C@H](CCCNC(N)=N)C(N)=O)C(=O)N[C@H](CCCNC(N)=N)C(N)=O)NC(=O)[C@@H](NC(=O)[C@H](CC(C)(C)C)NC(=O)[C@H](CC1=CN=CN1)NC(=O)[C@@H](NC(=O)C[H])[C@@H](C)CC)[C@@H](C)O						
388	D; 5172.37	X5Hhc-X13Hhc	Disulfide	---	PEG21DA; X14K; amide	---	AA+++
388	ac-I-Hse-Ogl-T-Hhc-Oic-A-D-Ogl-W-D-W-Hhc-K-dR-am (SEQ ID NO:286)						
388	[H][C@](NC(=O)[C@H](CCCCCCCC)NC(=O)[C@H](CCO)NC(=O)[C@@]([H])(NC(C)=O)[C@@H](C)CC)([C@@H](C)O)C(=O)N[C@H]1CCCSSCCC[C@H](NC(=O)[C@H](CC2=CNC3=C2C=CC=C3)NC(=O)[C@H](CC(O)=O)NC(=O)[C@H](CC2=CNC3=C2C=CC=C3)NC(=O)[C@H](CCCCCCCC)NC(=O)[C@H](CC(O)=O)NC(=O)[C@H](C)NC(=O)[C@@H]2CC3CCCCC3N2C1=O)C(=O)N[C@@H](CCCCNC(=O)CCOCCOCCOCCOCCOCCOCCOCCOCCOCCOCCOCCOCCOCCOCCOCCOCCOCCOCCOCCOCCOCCC(=O)NCCCC[C@H](NC(=O)[C@@H]1CCCSSCCC[C@H](NC(=O)[C@@]([H])(NC(=O)[C@H](CCCCCCCC)NC(=O)[C@H](CCO)NC(=O)[C@@]([H])(NC(C)=O)[C@@H](C)CC)[C@@H](C)O)C(=O)N2C3CCCCC3C[C@H]2C(=O)N[C@@H](C)C(=O)N[C@@H](CC(O)=O)C(=O)N[C@@H](CCCCCCCC)C(=O)N[C@@H](CC2=CNC3=C2C=CC=C3)C(=O)N[C@@H](CC(O)=O)C(=O)N[C@@H](CC2=CNC3=C2C=CC=C3)C(=O)N1)C(=O)N[C@H](CCCNC(N)=N)C(N)=O)C(=O)N[C@H](CCCNC(N)=N)C(N)=O						
389	M; 2089.57	X5Hhc-X13Hhc	Disulfide	---	PEG21DA; X14K; amide	---	AA+++
389	ac-I-DabMs-V-T-Hhc-Oic-A-D-Ogl-W-D-W-Hhc-K-dR-am (SEQ ID NO:215)						
389	[H]NCCCC[C@H](NC(=O)[C@@H]1CCCSSCCC[C@H](NC(=O)[C@@]([H])(NC(=O)[C@@H](NC(=O)[C@H](CCNS(C)(=O)=O)NC(=O)[C@@]([H])(NC(C)=O)[C@@H](C)CC)C(C)C)[C@@H](C)O)C(=O)N2C3CCCCC3C[C@H]2C(=O)N[C@@H](C)C(=O)N[C@@H](CC(O)=O)C(=O)N[C@						

FIGURE 1.112

C#	Monomer (M) or Dimer (D) & MW (Daltons)	Cyclization Positions	Cyclization Chemical Bond	Cyclization Linker	Dimerization: Linker, Position, Chemical Bond	Stability Assays (SGF; SIF)	IC50 HEK Blue IL-17assays (AA, AF, FF)
	@H](CCCCCCCC)C(=O)N[C@@H](CC2=CNC3=C2C=CC=C3)C(=O)N[C@@H](CC(O)=O)C(=O)N[C@@H](CC2=CNC3=C2C=CC=C3)C(=O)N1)C(=O)N[C@H](CCCNC(N)=N)C(N)=O						
390	D; 5394.61	X5Hhc-X13Hhc	Disulfide	---	PEG21DA; X14K; amide	SGF+; SIF++++	AA+++
390	ac-I-LysTs-V-T-Hhc-Oic-A-D-Ogl-W-D-W-Hhc-K-dR-am (SEQ ID NO:714)						
390	[H][C@](NC(=O)[C@@H](NC(=O)[C@H](CCCCNS(=O)(=O)C1=CC=C(C)C=C1)NC(=O)[C@@]([H])(NC(C)=O)[C@@H](C)CC)C(C)C)([C@@H](C)O)C(=O)N[C@H]1CCCSSCCC[C@H](NC(=O)[C@H](CC2=CNC3=C2C=CC=C3)NC(=O)[C@H](CC(O)=O)NC(=O)[C@H](CC2=CNC3=C2C=CC=C3)NC(=O)[C@H](CCCCCCCC)NC(=O)[C@H](CC(O)=O)NC(=O)[C@H](C)NC(=O)[C@@H]2CC3CCCCC3N2C1=O)C(=O)N[C@@H](CCCCNC(=O)CCOCCOCCOCCOCCOCCOCCOCCOCCOCCOCCOCCOCCOCCOCCOCCOCCOCCOCCOCCOCCOCCC(=O)NCCCC[C@H](NC(=O)[C@@H]1CCCSSCCC[C@H](NC(=O)[C@@]([H])(NC(=O)[C@@H](NC(=O)[C@H](CCCCNS(=O)(=O)C2=CC=C(C)C=C2)NC(=O)[C@@]([H])(NC(C)=O)[C@@H](C)CC)C(C)C)[C@@H](C)O)C(=O)N2C3CCCCC3C[C@H]2C(=O)N[C@@H](C)C(=O)N[C@@H](CC(O)=O)C(=O)N[C@@H](CCCCCCCC)C(=O)N[C@@H](CC2=CNC3=C2C=CC=C3)C(=O)N[C@@H](CC(O)=O)C(=O)N[C@@H](CC2=CNC3=C2C=CC=C3)C(=O)N1)C(=O)N[C@H](CCCNC(N)=N)C(N)=O)C(=O)N[C@H](CCCNC(N)=N)C(N)=O						
391	D; 5108.21	X5Hcy-X13Cys	Thioether	Pentane_Linker	PEG21DA; X14K; amide	SGF+; SIF+	AA++++
391	ac-I-H-Tba-T-Hcy-P-A-D-Ogl-W-D-W-C-K-dR-am (SEQ ID NO:130)						
391	[H][C@](NC(=O)[C@H](CC(C)(C)C)NC(=O)[C@H](CC1=CNC=N1)NC(=O)[C@@]([H])(NC(C)=O)[C@@H](C)CC)([C@@H](C)O)C(=O)N[C@H]1CCSCCCCCSC[C@H](NC(=O)[C@H](CC2=CNC3=C2C=CC=C3)NC(=O)[C@H](CC(O)=O)NC(=O)[C@H](CC2=CNC3=C2C=CC=C3)NC(=O)[C@H](CCCCCCCC)NC(=O)[C@H](CC(O)=O)NC(=O)[C@H](C)NC(=O)[C@@H]2CCCN2C1=O)C(=O)N[C@@H](CCCCNC(=O)CCOCCOCCOCCOCCOCCOCCOCCOCCOCCOCCOCCOCCOCCOCCOCCOCCOCCOCCOCCOCCOCCC(=O)NCCCC[C@H](NC(=O)[C@@H]1CSCCCCCSCC[C@H](NC(=O)[C@@]([H])(NC(=O)[C@H](CC(C)(C)C)NC(=O)[C@H](CC2=CNC=N2)NC(=O)[C@@]([H])(NC(C)=O)[C@@H](C)CC)[C@@H](C)O)C(=O)N2CCC[C@H]2C(=O)N[C@@H](C)C(=O)N[C@@H](CC(O)=O)C(=O)N[C@@H](CCCCCCCC)C(=O)N[C@@H](CC2=CNC3=C2C=CC=C3)C(=O)N[C@@H](CC(O)=O)C(=O)N[C@@H](CC2=CNC3=C2C=CC=C3)C(=O)N1)C(=O)N[C@H](CCCNC(N)=N)C(N)=O)C(=O)N[C@H](CCCNC(N)=N)C(N)=O						
392	M; 2148.62	X5Hhc-X13Hhc	Disulfide	---	---	---	AA+++
392	ac-I-H-Tba-T-Hhc-Oic-A-Gla-Ogl-W-D-Trp_5Me-Hhc-K-dR-am (SEQ ID NO:253)						
392	[H]NCCCC[C@H](NC(=O)[C@@H]1CCCSSCCC[C@H](NC(=O)[C@@]([H])(NC(=O)[C@H](CC(C)(C)C)NC(=O)[C@H](CC2=CN([H])C=N2)NC(=O)[C@@]([H])(NC(C)=O)[C@@H](C)CC)[C@@H](C)O[H])C(=O)N2C3CCCCC3C[C@H]2C(=O)N[C@@H](C)C(=O)N[C@@H](CC(C(O)=O)C(O)=O)C(=O)N[C@@H](CCCCCCCC)C(=O)N[C@@H](CC2=CN([H])C3=C2C=CC=C3)C(=O)N[C@@H](CC(O)=O)C(=O)N[C@@H](CC2=CNC3=CC=C(C)C=C23)C(=O)N1)C(O)=O)C(=O)N[C@H](CCCN=C(N)N[H])C(N)=O						
393	M; 2054.55	X5Hhc-X13Hhc	Disulfide	---	---	---	AA+++
393	ac-I-Hse-Tba-T-Hhc-Oic-A-D-Ogl-W-D-Trp_5Me-Hhc-K-dR-am (SEQ ID NO:715)						

FIGURE 1.113

C#	Monomer (M) or Dimer (D) & MW (Daltons)	Cyclization Positions	Cyclization Chemical Bond	Cyclization Linker	Dimerization: Linker, Position, Chemical Bond	Stability Assays (SGF; SIF)	IC50 HEK Blue IL-17assays (AA, AF, FF)
393	[H]NCCCC[C@H](NC(=O)[C@@H]1CCCSSCCC[C@H](NC(=O)[C@@]([H])(NC(=O)[C@H](CC(C)(C)C)NC(=O)[C@H](CCO[H])NC(=O)[C@@]([H])(NC(C)=O)[C@@H](C)CC)[C@@H](C)O[H])C(=O)N2C3CCCCC3C[C@H]2C(=O)N[C@@H](CC(O)=O)C(=O)N[C@@H](CCCCCCCC)C(=O)N[C@@H](CC2=CN([H])C3=C2C=CC=C3)C(=O)N[C@@H](CC(O)=O)C(=O)N[C@@H](CC2=CNC3=CC=C(C)C=C23)C(=O)N1)C(=O)N[C@H](CCCN=C(N)N[H])C(N)=O					
394	M; 2112.58	X5Hhc-Xl3Hhc	Disulfide	---	---	---	AA+++
394	ac-I-Hse-Tba-T-Hhc-Oic-A-Gla-Ogl-W-D-Trp_5Me-Hhc-K-dR-am (SEQ ID NO:219)						
394	[H]NCCCC[C@H](NC(=O)[C@@H]1CCCSSCCC[C@H](NC(=O)[C@@]([H])(NC(=O)[C@H](CC(C)(C)C)NC(=O)[C@H](CCO[H])NC(=O)[C@@]([H])(NC(C)=O)[C@@H](C)CC)[C@@H](C)O[H])C(=O)N2C3CCCCC3C[C@H]2C(=O)N[C@@H](CC(C(O)=O)C(=O)N[C@@H](CCCCCCCC)C(=O)N[C@@H](CC2=CN([H])C3=C2C=CC=C3)C(=O)N[C@@H](CC(O)=O)C(=O)N[C@@H](CC2=CNC3=CC=C(C)C=C23)C(=O)N1)C(O)=O)C(=O)N[C@H](CCCN=C(N)N[H])C(N)=O					
395	M; 2090.58	X5Hhc-Xl3Hhc	Disulfide	---	---	---	AA+++
395	ac-I-H-Tba-T-Hhc(1:R3)-Oic-A-D-Ogl-W-D-Trp_6Me-Hhc(1:R3)-K-dR-am (SEQ ID NO:716)						
395	[H]NCCCC[C@H](NC(=O)[C@@H]1CCCSSCCC[C@H](NC(=O)[C@@]([H])(NC(=O)[C@H](CC(C)(C)C)NC(=O)[C@H](CC2=CN([H])C=N2)NC(=O)[C@@]([H])(NC(C)=O)[C@@H](C)CC)[C@@H](C)O[H])C(=O)N2C3CCCCC3C[C@H]2C(=O)N[C@@H](C)C(=O)N[C@@H](CCCCCCCC)C(=O)N[C@@H](CC2=CN([H])C3=C2C=CC=C3)C(=O)N[C@@H](CC(O)=O)C(=O)N[C@@H](CC2=CNC3=CC(C)=CC=C23)C(=O)N1)C(=O)N[C@H](CCCN=C(N)N[H])C(N)=O					
396	M; 2111	X5Hhc-Xl3Hhc	Disulfide	---	---	---	AA+++
396	ac-I-H-Tba-T-Hhc-Oic-A-D-Ogl-W-D-Trp_6Cl-Hhc-K-dR-am (SEQ ID NO:220)						
396	[H]NCCCC[C@H](NC(=O)[C@@H]1CCCSSCCC[C@H](NC(=O)[C@@]([H])(NC(=O)[C@H](CC(C)(C)C)NC(=O)[C@H](CC2=CN([H])C=N2)NC(=O)[C@@]([H])(NC(C)=O)[C@@H](C)CC)[C@@H](C)O[H])C(=O)N2C3CCCCC3C[C@H]2C(=O)N[C@@H](C)C(=O)N[C@@H](CCCCCCCC)C(=O)N[C@@H](CC2=CN([H])C3=C2C=CC=C3)C(=O)N[C@@H](CC(O)=O)C(=O)N[C@@H](CC2=CNC3=CC(Cl)=CC=C23)C(=O)N1)C(=O)N[C@H](CCCN=C(N)N[H])C(N)=O					
397	M; 2059.53	X5Hhc-Xl3Hhc	Disulfide	---	---	---	AA++++
397	ac-I-2Pal-V-T-Hhc-Oic-A-D-Ogl-W-D-W-Hhc-K-dR-am (SEQ ID NO:222)						
397	[H]NCCCC[C@H](NC(=O)[C@@H]1CCCSSCCC[C@H](NC(=O)[C@@]([H])(NC(=O)[C@@H](NC(=O)[C@H](CC2=NC=CC=C2)NC(=O)[C@@]([H])(NC(C)=O)[C@@H](C)CC)C(C)C)[C@@H](C)O[H])C(=O)N2C3CCCCC3C[C@H]2C(=O)N[C@@H](C)C(=O)N[C@@H](CC(O)=O)C(=O)N[C@@H](CCCCCCCC)C(=O)N[C@@H](CC2=CN([H])C3=C2C=CC=C3)C(=O)N[C@@H](CC(O)=O)C(=O)N[C@@H](CC2=CN([H])C3=C2C=CC=C3)C(=O)N1)C(=O)N[C@H](CCCN=C(N)N[H])C(N)=O					
398	M; 2115.59	X5Hhc-Xl3Hhc	Disulfide	---	---	---	AA+++
398	ac-I-Phe_4guan-V-T-Hhc-Oic-A-D-Ogl-W-D-W-Hhc-K-dR-am (SEQ ID NO:223)						

FIGURE 1.114

C#	Monomer (M) or Dimer (D) & MW (Daltons)	Cyclization Positions	Cyclization Chemical Bond	Cyclization Linker	Dimerization: Linker, Position, Chemical Bond	Stability Assays (SGF; SIF)	IC50 HEK Blue IL-17assays (AA, AF, FF)
398	[H]NCCCC[C@H](NC(=O)[C@@H]1CCCSSCCC[C@H](NC(=O)[C@@H](NC(=O)[C@@H](NC(=O)[C@@H](CC2=CC=C(NC(N)=N)C=C2)NC(=O)[C@@]([H])(NC(C)=O)[C@@H](C)CC)C(C)C)[C@@H](C)O[H])C(=O)N2C3CCCCC3C[C@H]2C(=O)N[C@@H](C)C(=O)N[C@@H](CC(O)=O)C(=O)N[C@@H](CCCCCCCC)C(=O)N[C@@H](CC2=CN([H])C3=C2C=CC=C3)C(=O)N[C@@H](CC(O)=O)C(=O)N[C@@H](CC2=CN([H])C3=C2C=CC=C3)C(=O)N1)C(=O)N[C@H](CCCN=C(N)N[H])C(N)=O	---	---	---	AA++++
399	M; 2101.56	X5Hhc-X13Hhc	Disulfide	---	---	---	AA++++
399	ac-I-Phe_4Ad-V-T-Hhc-Oic-A-D-Ogl-W-D-W-Hhc-K-dR-am (SEQ ID NO:224)						
399	[H]NCCCC[C@H](NC(=O)[C@@H]1CCCSSCCC[C@H](NC(=O)[C@@]([H])(NC(=O)[C@@H](NC(=O)[C@H](CC2=CC=C(C=C2)C(N)=O)NC(=O)[C@@]([H])(NC(C)=O)[C@@H](C)CC)C(C)C)[C@@H](C)O[H])C(=O)N2C3CCCCC3C[C@H]2C(=O)N[C@@H](C)C(=O)N[C@@H](CC(O)=O)C(=O)N[C@@H](CCCCCCCC)C(=O)N[C@@H](CC2=CN([H])C3=C2C=CC=C3)C(=O)N[C@@H](CC2=CN([H])C3=C2C=CC=C3)C(=O)N1)C(=O)N[C@H](CCCN=C(N)N[H])C(N)=O	---	---	---	AA+++
400	M; 2040.48	X5Hhc-X13Hhc	Disulfide	---	---	---	AA+++
400	ac-I-E-V-T-Hhc-Oic-A-D-Ogl-W-D-W-Hhc-K-dR-am (SEQ ID NO:227)						
400	[H]NCCCC[C@H](NC(=O)[C@@H]1CCCSSCCC[C@H](NC(=O)[C@@]([H])(NC(=O)[C@@H](NC(=O)[C@H](CCC(O)=O)NC(=O)[C@@]([H])(NC(C)=O)[C@@H](C)CC)C(C)C)[C@@H](C)O[H])C(=O)N2C3CCCCC3C[C@H]2C(=O)N[C@@H](C)C(=O)N[C@@H](CC(O)=O)C(=O)N[C@@H](CCCCCCCC)C(=O)N[C@@H](CC2=CN([H])C3=C2C=CC=C3)C(=O)N[C@@H](CC(O)=O)C(=O)N[C@@H](CC2=CN([H])C3=C2C=CC=C3)C(=O)N1)C(=O)N[C@H](CCCN=C(N)N[H])C(N)=O	---	---	---	AA+++
401	M; 2039.49	X5Hhc-X13Hhc	Disulfide	---	---	---	AA+++
401	ac-I-Q-V-T-Hhc-Oic-A-D-Ogl-W-D-W-Hhc-K-dR-am (SEQ ID NO:228)						
401	[H]NCCCC[C@H](NC(=O)[C@@H]1CCCSSCCC[C@H](NC(=O)[C@@]([H])(NC(=O)[C@@H](NC(=O)[C@H](CCC(=O)N[H])NC(=O)[C@@]([H])(NC(C)=O)[C@@H](C)CC)C(C)C)[C@@H](C)O[H])C(=O)N2C3CCCCC3C[C@H]2C(=O)N[C@@H](C)C(=O)N[C@@H](CC(O)=O)C(=O)N[C@@H](CCCCCCCC)C(=O)N[C@@H](CC2=CN([H])C3=C2C=CC=C3)C(=O)N[C@@H](CC(O)=O)C(=O)N1)C(=O)N[C@H](CCCN=C(N)N[H])C(N)=O	---	---	---	AA++++
402	M; 2156.65	X5Hhc-X13Hhc	Disulfide	---	---	---	AA++++
402	ac-I-H-Tba-T-Hhc-Oic-H-D-Ogl-W-E-W-Hhc-K-dR-am (SEQ ID NO:229)						
402	[H]NCCCC[C@H](NC(=O)[C@@H]1CCCSSCCC[C@H](NC(=O)[C@@]([H])(NC(=O)[C@H](CC(C)(C)C)NC(=O)[C@H](CC2=CN([H])C=N2)NC(=O)[C@@]([H])(NC(C)=O)[C@@H](C)CC)[C@@H](C)O[H])C(=O)N2C3CCCCC3C[C@H]2C(=O)N[C@@H](CC2=CN([H])C=N2)C(=O)N[C@@H](CC(O)=O)C(=O)N[C@@H](CCCCCCCC)C(=O)N[C@@H](CC2=CN([H])C3=C2C=CC=C3)C(=O)N[C@@H](CCC(O)=O)C(=O)N[C@@H](CC2=CN([H])C3=C2C=CC=C3)C(=O)N1)C(=O)N[C@H](CCCN=C(N)N[H])C(N)=O	---	---	---	AA++++; AF+++
403	M; 2693.31	X5Hhc-X13Hhc	Disulfide	---	---	---	AA++++; AF+++

FIGURE 1.115

C#	Monomer (M) or Dimer (D) & MW (Daltons)	Cyclization Positions	Cyclization Chemical Bond	Cyclization Linker	Dimerization: Linker, Position, Chemical Bond	Stability Assays (SGF; SIF)	IC50 HEK Blue IL-17assays (AA, AF, FF)
403	ac-Lys_1PEG2_1PEG2_IsoGlu_C12-H-Tba-T-Hhc-Oic-A-D-Ogl-W-D-W-Hhc-K-dR-am (SEQ ID NO:230)						
403	[H]NCCCC[C@H](NC(=O)[C@@H]1CCCSSCCC[C@H](NC(=O)[C@@]([H])(NC(=O)[C@H](CC(C)(C)C)NC(=O)[C@H](CC2=CN([H])C=N2)NC(=O)[C@H](CCCCNC(=O)COCCOCCNC(=O)CC[C@H](NC(=O)CCCCCCCCCC)C(O)=O)NC(C)=O)[C@@H](C)O[H])C(=O)N2C3CCCCC3C[C@H]2C(=O)N[C@@H](C)C(=O)N[C@@H](CC(O)=O)C(=O)N[C@@H](CCCCCCCCC)C(=O)N[C@@H](CC2=CN([H])C3=C2C=CC=C3)C(=O)N1)C(=O)N[C@@H](CCCN=C(N)N[H])C(N)=O						
404	M; 2749.42	X5Hhc-X13Hhc	Disulfide	---	---	---	AA+++
404	ac-Lys_1PEG2_1PEG2_IsoGlu_Palm-H-Tba-T-Hhc-Oic-A-D-Ogl-W-D-W-Hhc-K-dR-am (SEQ ID NO:290)						
404	[H]NCCCC[C@H](NC(=O)[C@@H]1CCCSSCCC[C@H](NC(=O)[C@@]([H])(NC(=O)[C@H](CC(C)(C)C)NC(=O)[C@H](CC2=CN([H])C=N2)NC(=O)[C@H](CCCCNC(=O)COCCOCCNC(=O)CC[C@H](NC(=O)CCCCCCCCCCCCC)C(O)=O)NC(C)=O)[C@@H](C)O[H])C(=O)N2C3CCCCC3C[C@H]2C(=O)N[C@@H](CC(O)=O)C(=O)N[C@@H](CCCCCCCCC)C(=O)N[C@@H](CC2=CN([H])C3=C2C=CC=C3)C(=O)N1)C(=O)N[C@@H](CCCN=C(N)N[H])C(N)=O						
405	M; 2121.96	X5Lys_Ac-X13Cys	Thioether	---	---	---	AA+++
405	ac-I-H-Tba-T-Lys_Ac-Oic-A-D-Ogl-W-D-Trp_6Cl-C-K-dR-am (SEQ ID NO:234)						
405	[H]NCCCC[C@H](NC(=O)[C@@H]1CSCC(=O)NCCCC[C@H](NC(=O)[C@@]([H])(NC(=O)[C@H](CC(C)(C)C)NC(=O)[C@H](CC2=CN([H])C=N2)NC(=O)[C@@]([H])(NC(C)=O)[C@@H](C)CC)[C@@H](C)O[H])C(=O)N2C3CCCCC3C[C@H]2C(=O)N2C3CCCCCCC3C[C@H](C)C(=O)N[C@@H](CC(O)=O)C(=O)N[C@@H](CC2=CNC3=CC(=O)C(=O)N[C@@H](CCCCCCCC1C(=O)N[C@@H](CCCCCCCC1)C(=O)N[C@@H](CCCN=C(N)N[H])C(N)=O						
406	M; 2124.6	X5Cys-X13Cys	Thioether	mXylene_Linker	---	---	AA++++
406	ac-I-H-Tba-T-C-Oic-A-D-Ogl-W-D-W-C-K-dR-am (SEQ ID NO:254)						
406	[H]NCCCC[C@H](NC(=O)[C@@H]1CSCC2=CC=CC(CSC[C@H](NC(=O)[C@@]([H])(NC(=O)[C@H](CC(C)(C)C)NC(=O)[C@H](CC3=CN([H])C=N3)NC(=O)[C@@H](C)CC)[C@@H](C)O[H])C(=O)N3C4CCCCC4C[C@H]3C(=O)N[C@@H](C)C(=O)N[C@@H](CC(O)=O)C(=O)N[C@@H](CCCCCCCCC)C(=O)N[C@@H](CC3=CN([H])C4=C3C=CC=C4)C(=O)N[C@@H](CC(O)=O)C(=O)N[C@@H](CC3=CN([H])C4=C3C=CC=C4)C(=O)N1)=C2)C(=O)N[C@@H](CCCN=C(N)N[H])C(N)=O		pXylene_Linker	---	---	AA++++
407	M; 2124.6	X5Cys-X13Cys	Thioether	pXylene_Linker	---	---	AA++++
407	ac-I-H-Tba-T-C-Oic-A-D-Ogl-W-D-W-C-K-dR-am (SEQ ID NO:254)						
407	[H]NCCCC[C@H](NC(=O)[C@@H]1CSCC2=CC=C(CSC[C@H](NC(=O)[C@@]([H])(NC(=O)[C@H](CC(C)(C)C)NC(=O)[C@H](CC3=CN([H])C=N3)NC(=O)[C@@]([H])(NC(C)=O)[C@@H](C)CC)[C@@H](C)O[H])C(=O)N3C4CCCCC4C[C@H]3C(=O)N[C@@H](C)C(=O)N[C@@H](CC(O)=O)C(=O)N[C@@H](CCCCCCCCC)C(=O)N[C@@H](CC3=CN([H])C4=C3C=CC=C4)C(=O)N[C@@H](CC(O)=O)C(=O)N[C@@H](CC3=CN([H])C4=C3C=CC=C4)C(=O)N1)C=C2)C(=O)N[C@H](CCCN=C(N)N[H])C(N)=O						
408	D; 6039.229	X9O3S-X13O3S	Carbon-carbon double bond	---	PEG21DA; X14K; amide	---	AA++++; AF+++

FIGURE 1.116

C#	Monomer (M) or Dimer (D) & MW (Daltons)	Cyclization Positions	Cyclization Chemical Bond	Cyclization Linker	Dimerization: Linker, Position, Chemical Bond	Stability Assays (SGF; SIF)	IC50 HEK Blue IL-17assays (AA, AF, FF)
408	1PEG21PEG2IsoGluPalm-I-H-V-T-I-P-A-D-O3S-W-D-W-O3S-K-dR-am (SEQ ID NO:291)						
408	[H]C[C@H](NC(=O)[C@@H]1CC([H])CN1C(=O)[C@@H](NC(=O)[C@@H](NC(=O)[C@@H](CC1=CN=CN1)NC(=O)[C@@H](NC(=O)COCCOCCNC(=O)COCCOCCNC(=O)CC[C@H](NC(=O)CCCCCCCCCCCCCC)C(O)=O)[C@@H](C)C)C)C)[C@@H](C)OC)C(=O)N[C@@H](CC(O)=O)C(=O)N[C@H]1CCC\C=C/CCC[C@H](NC(=O)[C@H](CC2=CNC3=CC=CC=C23)NC(=O)[C@H](CC(O)=O)NC(=O)[C@@H]1CCCCOCCC(=O)NCCCC[C@H](NC(=O)[C@@H]1CCC\C=C/CCC[C@H](NC(=O)[C@H](CC(O)=O)NC(=O)[C@H](C[H])NC(=O)[C@@H]2CC([H])CN2C(=O)[C@@H](NC(=O)[C@@H](NC(=O)[C@H](CC2=CN=CN2)NC(=O)[C@@H](NC(=O)COCCOCCNC(=O)CC[C@H](NC(=O)CCCCCCCCCCCCCC)C(O)=O)[C@@H](C)CC)C(C)C)[C@@H](C)OC)C(=O)N[C@@H](CC2=CNC3=CC=CC=C23)C(=O)N1)C(=O)N[C@H](CCCNC(N)=N)C(N)=O)C(=O)N[C@H](CCCNC(N)=N)C(N)=O	X5Hhc-X13Hhc	Disulfide	---	---	SGF++++; SIF++++	AA++++; AF++++
409	M; 2134.55						
409	ac-I-H-Tba-T-Hhc-Oic-A-Gla-Ogl-W-D-Trp_5Me-Hhc-N-dR-am (SEQ ID NO:292)						
409	[H]C[C@@H]1NC(=O)[C@@H]2C[C@]3([H])CCCC[C@]3([H])N2C(=O)[C@H](CCCSSCCC[C@H](NC(=O)[C@H](CC2=CNC3=CC=C(C)C=C23)NC(=O)[C@H](CC(O)=O)NC(=O)[C@H](CC2=CNC3=CC=CC=C23)NC(=O)[C@H](CCCCCCCCC)NC(=O)[C@H](CC(O)=O)C(O)=O)NC1=O)C(=O)N[C@@H](CC(N)=O)C(=O)N[C@H](CCCNC(N)=N)C(N)=O)NC(=O)[C@@H](NC(=O)[C@H](CC(C)C)C)NC(=O)[C@H](CC(C)C)NC(=O)[C@H](CC1=CN=CN1)NC(=O)C(=O)[C@@H](NC(=O)[H])[C@@H](C)C)O	X5Hhc-X13Hhc	Disulfide	---	---	SGF+; SIF++++	AA++++
410	M; 2162.6						
410	ac-I-H-Ogl-T-Hhc-Oic-A-Gla-Ogl-W-D-W-Hhc-N-dR-am (SEQ ID NO:293)						
410	[H]C[C@@H]1NC(=O)[C@@H]2C[C@]3([H])CCCC[C@]3([H])N2C(=O)[C@H](CCCSSCCC[C@H](NC(=O)[C@H](CC2=CNC3=CC=CC=C23)NC(=O)[C@H](CC(O)=O)NC(=O)[C@H](CC2=CNC3=CC=CC=C23)NC(=O)[C@H](CCCCCCCC)NC(=O)[C@H](CC(C(O)=O)C(O)=O)NC1=O)C(=O)N[C@@H](CC(N)=O)C(=O)N[C@H](CCCNC(N)=N)C(N)=O)NC(=O)[C@@H](NC(=O)[C@H](CC1=CN=CN1)NC(=O)C(=O)[C@@H](NC(=O)[H])[C@@H](C)CC)[C@@H](C)O	X5Hcy-X13Hcy	Thioether	EButene_Linker	---	SGF+++; SIF++++	AA++++; AF++++
411	M; 2208.63						
411	ac-I-H-Tle-T-Hcy-Oic-A-Gla-Ogl-Trp_7Phe-D-W-Hcy-N-dR-am (SEQ ID NO:294)						
411	[H][C@](NC(=O)[C@@H](NC(=O)[C@H](CC1=CNC=N1)NC(=O)[C@@](C)([H])(NC(C)=O)[C@@H](C)CC)C(C)C)[C@@H](C)O)C(=O)N[C@H]1CCSC\C=C\CSCC[C@H](NC(=O)[C@H](CC2=CNC3=C2C=CC=C3)NC(=O)[C@H](CC(O)=O)NC(=O)[C@H](CC2=CNC3=C2C=CC=C3C2=CC=CC=C2)NC(=O)[C@H](CCCCCCCC)NC(=O)C(C[C@H](NC(=O)[C@H](C)NC(=O)[C@H]2CC3CCCCC3N2C1=O)C(O)=O)C(=O)N[C@@H](CC(N)=O)C(=O)N[C@H](CCCNC(N)=N)C(N)=O	X5Hhc-X13Hhc	Disulfide	---	PEG21DA; X14K; amide	---	AA++++
412	D; 5188.34						
412	ac-I-H-Tba-T-Hhc-Oic-A-D-Ogl-W-D-Trp_5Me-Hhc-K-dR-am (SEQ ID NO:295)						

FIGURE 1.117

C#	Monomer (M) or Dimer (D) & MW (Daltons)	Cyclization Positions	Cyclization Chemical Bond	Cyclization Linker	Dimerization: Linker, Position, Chemical Bond	Stability Assays (SGF; SIF)	IC50 HEK Blue IL-17assays (AA, AF, FF)
412	[H]NC(N)=NCCC[C@@H](NC(=O)[C@H](CCCCNC(=O)CCOCCOCCOCCOCCOCCOCCOCCOCCOCCOCCOCCOCCOCCOCCOCCOCCOCCOCCOCCOCCC(=O)NCCCC[C@H](NC(=O)[C@@H]1CCCSSCCC[C@H](NC(=O)[C@@]([H])(NC(=O)[C@H](CC(C)(C)C)NC(=O)[C@H](CC2=CN([H])C=N2)NC(=O)[C@@]([H])(NC(C)=O)[C@@H](C)CC)[C@@H](C)O[H])C(=O)N2C3CCCCC3C[C@H]2C(=O)N[C@@H](C)C(=O)N[C@@H](CC(O)=O)C(=O)N[C@@H](CCCCCCCC)C(=O)N[C@@H](CC2=CN([H])C3=C2C=CC=C3)C(=O)N[C@@H](CC(O)=O)C(=O)N[C@@H](CC2=CNC3=CC=C(C)C=C23)C(=O)N1)C(=O)N[C@H](CCCN=C(N)N[H])C(N)=O)NC(=O)[C@@H]1CCCSSCCC[C@H](NC(=O)[C@@]([H])(NC(=O)[C@H](CC(C)(C)C)NC(=O)[C@H](CC2=CN([H])C=N2)NC(=O)[C@@]([H])(NC(C)=O)[C@@H](C)CC)[C@@H](C)O[H])C(=O)N2C3CCCCC3C[C@H]2C(=O)N[C@@H](C)C(=O)N[C@@H](CC(O)=O)C(=O)N[C@@H](CCCCCCCC)C(=O)N[C@@H](CC2=CN([H])C3=C2C=CC=C3)C(=O)N[C@@H](CC(O)=O)C(=O)N[C@@H](CC2=CNC3=CC=C(C)C=C23)C(=O)N1)C(N)=O						
413	D; 5116.26	X5Hhc-X13Hhc	Disulfide	---	PEG21DA; X14K; amide	---	AA++++
413	ac-I-Hse-Tba-T-Hhc-Oic-A-D-Ogl-W-D-Trp_5Me-Hhc-K-dR-am (SEQ ID NO:715)						
413	[H]NC(N)=NCCC[C@@H](NC(=O)[C@H](CCCCNC(=O)CCOCCOCCOCCOCCOCCOCCOCCOCCOCCOCCOCCOCCOCCOCCOCCOCCOCCOCCOCCOCCC(=O)NCCCC[C@H](NC(=O)[C@@H]1CCCSSCCC[C@H](NC(=O)[C@@]([H])(NC(=O)[C@H](CC(C)(C)C)NC(=O)[C@H](CCO[H])NC(=O)[C@@]([H])(NC(C)=O)[C@@H](C)CC)[C@@H](C)O[H])C(=O)N2C3CCCCC3C[C@H]2C(=O)N[C@@H](C)C(=O)N[C@@H](CC(O)=O)C(=O)N[C@@H](CCCCCCCC)C(=O)N[C@@H](CC2=CN([H])C3=C2C=CC=C3)C(=O)N[C@@H](CC(O)=O)C(=O)N[C@@H](CC2=CNC3=CC=C(C)C=C23)C(=O)N1)C(=O)N[C@H](CCCN=C(N)N[H])C(N)=O)NC(=O)[C@@H]1CCCSSCCC[C@H](NC(=O)[C@@]([H])(NC(=O)[C@H](CC(C)(C)C)NC(=O)[C@H](CCO[H])NC(=O)[C@@]([H])(NC(C)=O)[C@@H](C)CC)[C@@H](C)O[H])C(=O)N2C3CCCCC3C[C@H]2C(=O)N[C@@H](C)C(=O)N[C@@H](CC(O)=O)C(=O)N[C@@H](CCCCCCCC)C(=O)N[C@@H](CC2=CN([H])C3=C2C=CC=C3)C(=O)N[C@@H](CC(O)=O)C(=O)N[C@@H](CC2=CNC3=CC=C(C)C=C23)C(=O)N1)C(N)=O						
414	D; 5188.34	X5Hhc-X13Hhc	Disulfide	---	PEG21DA; X14K; amide	SGF++++; SIF++++	AA++++
414	ac-I-H-Tba-T-Hhc-Oic-A-D-Ogl-W-D-Trp_6Me-Hhc-K-dR-am (SEQ ID NO:296)						
414	[H]NC(N)=NCCC[C@@H](NC(=O)[C@H](CCCCNC(=O)CCOCCOCCOCCOCCOCCOCCOCCOCCOCCOCCOCCOCCOCCOCCOCCOCCOCCOCCOCCOCCOCCC(=O)NCCCC[C@H](NC(=O)[C@@H]1CCCSSCCC[C@H](NC(=O)[C@@]([H])(NC(=O)[C@H](CC(C)(C)C)NC(=O)[C@H](CC2=CN([H])C=N2)NC(=O)[C@@]([H])(NC(C)=O)[C@@H](C)CC)[C@@H](C)O[H])C(=O)N2C3CCCCC3C[C@H]2C(=O)N[C@@H](C)C(=O)N[C@@H](CC(O)=O)C(=O)N[C@@H](CCCCCCCC)C(=O)N[C@@H](CC2=CN([H])C3=C2C=CC=C3)C(=O)N[C@@H](CC(O)=O)C(=O)N[C@@H](CC2=CNC3=CC(C)=CC=C23)C(=O)N1)C(=O)N[C@H](CCCN=C(N)N[H])C(N)=O)NC(=O)[C@@H]1CCCSSCCC[C@H](NC(=O)[C@@]([H])(NC(=O)[C@H](CC(C)(C)C)NC(=O)[C@H](CC2=CN([H])C=N2)NC(=O)[C@@]([H])(NC(C)=O)[C@@H](C)CC)[C@@H](C)O[H])C(=O)N2C3CCCCC3C[C@H]2C(=O)N[C@@H](C)C(=O)N[C@@H](CC(O)=O)C(=O)N[C@@H](CCCCCCCC)C(=O)N[C@@H](CC2=CN([H])C3=C2C=CC=C3)C(=O)N[C@@H](CC(O)=O)C(=O)N[C@@H](CC2=CNC3=CC(C)=CC=C23)C(=O)N1)C(N)=O						
415	D; 5314.34	X5Lys_Ac-X13Cys	Thioether	---	PEG21DA; X14K; amide	---	AA++++
415	ac-I-H-Tba-T-Lys_Ac-Oic-H-D-Ogl-W-D-W-C-K-dR-am (SEQ ID NO:297)						

FIGURE 1.118

C#	Monomer (M) or Dimer (D) & MW (Daltons)	Cyclization Positions	Cyclization Chemical Bond	Cyclization Linker	Dimerization: Linker, Position, Chemical Bond	Stability Assays (SGF; SIF)	IC50 HEK Blue IL-17assays (AA, AF, FF)
415	[H]NC(N)=NCCC[C@@H](NC(=O)[C@H](CCCCNC(=O)CCOCCOCCOCCOCCOCCOCCOCCOCCOCCOCCOCCOCCOCCOCCOCCOCCOCCOCCOCCOCCOCC(=O)NCCCC[C@H](NC(=O)[C@@H]1CSCC(=O)NCCCC[C@H](NC(=O)[C@@]([H])(NC(=O)[C@H](CC(C)(C)C)NC(=O)[C@H](CC2=CN([H])C=N2)NC(=O)[C@@]([H])(NC(C)=O)[C@@H](C)CC)[C@@H](C)O[H])C(=O)N2C3CCCCC3C[C@H]2C(=O)N[C@@H](CC2=CN([H])C=N2)C(=O)N[C@@H](CC(O)=O)C(=O)N[C@@H](CCCCCCCC)C(=O)N[C@@H](CC2=CN([H])C3=C2C=CC=C3)C(=O)N[C@@H](CC(O)=O)C(=O)N[C@@H](CC2=CN([H])C3=C2C=CC=C3)C(=O)N1)C(=O)N[C@H](CCCN=C(N)N[H])C(N)=O)NC(=O)[C@@H]1CSCC(=O)NCCCC[C@H](NC(=O)[C@@]([H])(NC(=O)[C@H](CC(C)(C)C)NC(=O)[C@H](CC2=CN([H])C=N2)NC(=O)[C@@]([H])(NC(C)=O)[C@@H](C)CC)[C@@H](C)O[H])C(=O)N2C3CCCCC3C[C@H]2C(=O)N[C@@H](CC2=CN([H])C=N2)C(=O)N[C@@H](CC(O)=O)C(=O)N[C@@H](CCCCCCCC)C(=O)N[C@@H](CC2=CN([H])C3=C2C=CC=C3)C(=O)N[C@@H](CC(O)=O)C(=O)N[C@@H](CC2=CN([H])C3=C2C=CC=C3)C(=O)N1)C(N)=O						
416	D; 5342.39	X5Lys_Ac-X13Cys	Thioether	---	PEG21DA; X14K; amide	---	AA+++
416	ac-I-H-Tba-T-Lys_Ac-Oic-H-D-Ogl-W-D-Trp_5Me-C-K-dR-am (SEQ ID NO:298)						
416	[H]NC(N)=NCCC[C@@H](NC(=O)[C@H](CCCCNC(=O)CCOCCOCCOCCOCCOCCOCCOCCOCCOCCOCCOCCOCCOCCOCCOCCOCCOCCOCCOCCOCCOCC(=O)NCCCC[C@H](NC(=O)[C@@H]1CSCC(=O)NCCCC[C@H](NC(=O)[C@@]([H])(NC(=O)[C@H](CC(C)(C)C)NC(=O)[C@H](CC2=CN([H])C=N2)NC(=O)[C@@]([H])(NC(C)=O)[C@@H](C)CC)[C@@H](C)O[H])C(=O)N2C3CCCCC3C[C@H]2C(=O)N[C@@H](CC2=CN([H])C=N2)C(=O)N[C@@H](CC(O)=O)C(=O)N[C@@H](CCCCCCCC)C(=O)N[C@@H](CC2=CN([H])C3=C2C=CC=C3)C(=O)N[C@@H](CC(O)=O)C(=O)N[C@@H](CC2=CNC3=CC=C(C)C=C23)C(=O)N1)C(=O)N[C@H](CCCN=C(N)N[H])C(N)=O)NC(=O)[C@@H]1CSCC(=O)NCCCC[C@H](NC(=O)[C@@]([H])(NC(=O)[C@H](CC(C)(C)C)NC(=O)[C@H](CC2=CN([H])C=N2)NC(=O)[C@@]([H])(NC(C)=O)[C@@H](C)CC)[C@@H](C)O[H])C(=O)N2C3CCCCC3C[C@H]2C(=O)N[C@@H](CC2=CN([H])C=N2)C(=O)N[C@@H](CC(O)=O)C(=O)N[C@@H](CCCCCCCC)C(=O)N[C@@H](CC2=CN([H])C3=C2C=CC=C3)C(=O)N[C@@H](CC(O)=O)C(=O)N[C@@H](CC2=CNC3=CC=C(C)C=C23)C(=O)N1)C(N)=O						
417	D; 5340.34	X5Lys_Ac-X13Cys	Thioether	---	PEG21DA; X14K; amide	SGF+; SIF+	AA++++
417	ac-I-H-Tba-N-Lys_Ac-Oic-H-D-Ogl-W-D-W-C-K-dR-am (SEQ ID NO:299)						
417	[H]NC(=O)C[C@H](NC(=O)[C@H](CC(C)(C)C)NC(=O)[C@H](CC1=CN([H])C=N1)NC(=O)[C@@]([H])(NC(C)=O)[C@@H](C)CC)C(=O)N[C@H]1CCCCNC(=O)CSC[C@H](NC(=O)[C@H](CC2=CN([H])C3=C2C=CC=C3)NC(=O)[C@H](CC(O)=O)NC(=O)[C@H](CC2=CN([H])C3=C2C=CC=C3)NC(=O)[C@H](CCCCCCCC)NC(=O)[C@H](CC(O)=O)NC(=O)[C@H](CC2=CN([H])C=N2)NC(=O)[C@@H]2CC3CCCCC3N2C1=O)C(=O)N[C@@H](CCCCNC(=O)CCOCCOCCOCCOCCOCCOCCOCCOCCOCCOCCOCCOCCOCCOCCOCCOCCOCCOCCOCCOCCOCC(=O)NCCCC[C@H](NC(=O)[C@@H]1CSCC(=O)NCCCC[C@H](NC(=O)[C@H](CC(=O)N[H])NC(=O)[C@H](CC(C)(C)C)NC(=O)[C@H](CC2=CN([H])C=N2)NC(=O)[C@@]([H])(NC(C)=O)[C@@H](C)CC)C(=O)N2C3CCCCC3C[C@H]2C(=O)N[C@@H](CC2=CN([H])C=N2)C(=O)N[C@@H](CC(O)=O)C(=O)N[C@@H](CCCCCCCC)C(=O)N[C@@H](CC2=CN([H])C3=C2C=CC=C3)C(=O)N[C@@H](CC(O)=O)C(=O)N[C@@H](CC2=CN([H])C3=C2C=CC=C3)C(=O)N1)C(=O)N[C@H](CCCN=C(N)N[H])C(N)=O)C(=O)N[C@H](CCCN=C(N)N[H])C(N)=O						
418	D; 5352.34	X5Lys_Ac-X13Cys	Thioether	---	PEG21DA; X14K; amide	SGF++; SIF++	AA++++; AF++++
418	ac-I-H-Tba-N-Lys_Ac-Oic-A-Gla-Ogl-W-D-Trp_5Me-C-K-dR-am (SEQ ID NO:300)						

FIGURE 1.119

C#	Monomer (M) or Dimer (D) & MW (Daltons)	Cyclization Positions	Cyclization Chemical Bond	Cyclization Linker	Dimerization: Linker, Position, Chemical Bond	Stability Assays (SGF; SIF)	IC50 HEK Blue IL-17assays (AA, AF, FF)
418	[H]C[C@@H]1NC(=O)[C@@H]2C[C@]3([H])CCCC[C@]3([H])N2C(=O)[C@H](CCCCNC(=O)CSC[C@H](NC(=O)[C@H](CC2=CNC3=CC=C(C)C=C23)NC(=O)[C@H](CC(O)=O)NC(=O)[C@H](CC2=CNC3=CC=CC=C23)NC(=O)[C@H](CCCCCCCC)NC(=O)[C@H](CC(C(O)=O)C(O)=O)NC1=O)C(=O)N[C@@H](CCCCNC(=O)CCOCCOCCOCCOCCOCCOCCOCCOCCOCCOCCOCCOCCOCCOCCOCCOCCOCCOCCOCCOCCC(=O)NCCCC[C@H](NC(=O)[C@@H]1CSCC(=O)NCCCC[C@H](NC(=O)[C@@H](NC(=O)[C@H](CC(C)(C)C)NC(=O)[C@H](CC2=CN=CN2)NC(=O)[C@@H](NC(=O)C[H])[C@@H](C)CC)[C@@H](C)O)C(=O)N2[C@@H](C[C@]3([H])CCCC[C@]23[H])C(=O)N[C@@H](C[H])C(=O)N[C@@H](CC(C(O)=O)C(O)=O)C(=O)N[C@@H](CCCCCCCC)C(=O)N[C@@H](CC2=CNC3=CC=CC=C23)C(=O)N[C@@H](CC(O)=O)C(=O)N[C@@H](CC2=CNC3=CC=C(C)C=C23)C(=O)N1)C(=O)N[C@H](CCCNC(N)=N)C(N)=O)C(=O)N[C@H](CCCNC(N)=N)C(N)=O)NC(=O)[C@@H](NC(=O)[C@H](CC(C)(C)C)NC(=O)[C@H](CC1=CN=CN1)NC(=O)[C@@H](NC(=O)C[H])[C@@H](C)CC)[C@@H](C)O						
419	D; 5326.34	X5Lys_Ac-X13Cys	Thioether	---	PEG21DA; X14K; amide	SGF++++; SIF+++	AA++++; AF++++
419	ac-I-H-Tba-T-Lys_Ac-Oic-A-Gla-Ogl-W-D-Trp_5Me-C-K-dR-am (SEQ ID NO:301)						
419	[H]C[C@@H]1NC(=O)[C@@H]2C[C@]3([H])CCCC[C@]3([H])N2C(=O)[C@H](CCCCNC(=O)CSC[C@H](NC(=O)[C@H](CC2=CNC3=CC=C(C)C=C23)NC(=O)[C@H](CC(O)=O)NC(=O)[C@H](CC2=CNC3=CC=CC=C23)NC(=O)[C@H](CCCCCCCC)NC(=O)[C@H](CC(C(O)=O)C(O)=O)NC1=O)C(=O)N[C@@H](CCCCNC(=O)CCOCCOCCOCCOCCOCCOCCOCCOCCOCCOCCOCCOCCOCCOCCOCCOCCOCCOCCOCCOCCC(=O)NCCCC[C@H](NC(=O)[C@@H]1CSCC(=O)NCCCC[C@H](NC(=O)[C@@H](NC(=O)[C@H](CC(C)(C)C)NC(=O)[C@H](CC2=CN=CN2)NC(=O)[C@@H](NC(=O)C[H])[C@@H](C)CC)[C@@H](C)O)C(=O)N2[C@@H](C[C@]3([H])CCCC[C@]23[H])C(=O)N[C@@H](C[H])C(=O)N[C@@H](CC(C(O)=O)C(O)=O)C(=O)N[C@@H](CCCCCCCC)C(=O)N[C@@H](CC2=CNC3=CC=CC=C23)C(=O)N[C@@H](CC(O)=O)C(=O)N[C@@H](CC2=CNC3=CC=C(C)C=C23)C(=O)N1)C(=O)N[C@H](CCCNC(N)=N)C(N)=O)C(=O)N[C@H](CCCNC(N)=N)C(N)=O)NC(=O)[C@@H](NC(=O)[C@H](CC(C)(C)C)NC(=O)[C@H](CC1=CN=CN1)NC(=O)[C@@H](NC(=O)C[H])[C@@H](C)CC)[C@@H](C)O						
420	D; 5210.27	X5Lys_Ac-X13Cys	Thioether	---	PEG21DA; X14K; amide	SGF++++; SIF+	AA++++; AF++++
420	ac-I-H-Tba-T-Lys_Ac-Oic-A-D-Ogl-W-D-Trp_6Me-C-K-dR-am (SEQ ID NO:302)						
420	[H]NC(N)=NCCC[C@@H](NC(=O)[C@H](CCCCNC(=O)CCOCCOCCOCCOCCOCCOCCOCCOCCOCCOCCOCCOCCOCCOCCOCCOCCOCCOCCOCCOCCC(=O)NCCCC[C@H](NC(=O)[C@@H]1CSCC(=O)NCCCC[C@H](NC(=O)[C@@]([H])(NC(=O)[C@H](CC(C)(C)C)NC(=O)[C@H](CC2=CN([H])C=N2)NC(=O)[C@@]([H])(NC(C)=O)[C@@H](C)CC)[C@@H](C)O[H])C(=O)N2C3CCCCC3C[C@H]2C(=O)N[C@@H](C)C(=O)N[C@@H](CC(O)=O)C(=O)N[C@@H](CCCCCCCC)C(=O)N[C@@H](CC2=CN([H])C3=C2C=CC=C3)C(=O)N[C@@H](CC(O)=O)C(=O)N[C@@H](CC2=CNC3=CC(C)=CC=C23)C(=O)N1)C(=O)N[C@H](CCCN=C(N)N[H])C(N)=O)NC(=O)[C@@H]1CSCC(=O)NCCCC[C@H](NC(=O)[C@@]([H])(NC(=O)[C@H](CC(C)(C)C)NC(=O)[C@H](CC2=CN([H])C=N2)NC(=O)[C@@]([H])(NC(C)=O)[C@@H](C)CC)[C@@H](C)O[H])C(=O)N2C3CCCCC3C[C@H]2C(=O)N[C@@H](C)C(=O)N[C@@H](CC(O)=O)C(=O)N[C@@H](CCCCCCCC)C(=O)N[C@@H](CC2=CN([H])C3=C2C=CC=C3)C(=O)N[C@@H](CC(O)=O)C(=O)N[C@@H](CC2=CNC3=CC(C)=CC=C23)C(=O)N1)C(N)=O						
421	D; 5256.37	X5Cys-X13Cys	Thioether	oXylene_Linker	PEG21DA; X14K; amide	---	AA++++
421	ac-I-H-Tba-T-C-Oic-A-D-Ogl-W-D-W-C-K-dR-am (SEQ ID NO:254)						

FIGURE 1.120

C#	Monomer (M) or Dimer (D) & MW (Daltons)	Cyclization Positions	Cyclization Chemical Bond	Cyclization Linker	Dimerization: Linker, Position, Chemical Bond	Stability Assays (SGF; SIF)	IC50 HEK Blue IL-17assays (AA, AF, FF)
421	[H]NC(N)=NCCC[C@@H](NC(=O)[C@H](CCCCNC(=O)CCOCCOCCOCCOCCOCCOCCOCCOCCOCCOCCOCCOCCOCCOCCOCCOCCOCCOCCOCCOCCC(=O)NCCCC[C@H](NC(=O)[C@@H]1CSCC2=C(CSC[C@H](NC(=O)[C@@]([H])(NC(=O)[C@H](CC(C)(C)C)NC(=O)[C@H](CC3=CN([H])C=N3)NC(=O)[C@@]([H])(NC(C)=O)[C@@H](C)CC)[C@@H](C)O[H])C(=O)N3C4CCCCC4C[C@H]3C(=O)N[C@@H](C)C(=O)N[C@@H](CC(O)=O)C(=O)N[C@@H](CCCCCCCC)C(=O)N[C@@H](CC3=CN([H])C4=C3C=CC=C4)C(=O)N[C@@H](CC(O)=O)C(=O)N[C@@H](CC3=CN([H])C4=C3C=CC=C4)C(=O)N1)C=CC=C2)C(=O)N[C@H](CCCN=C(N)N[H])C(N)=O)NC(=O)[C@@H]1CSCC2=C(CSC[C@H](NC(=O)[C@@]([H])(NC(=O)[C@H](CC(C)(C)C)NC(=O)[C@H](CC3=CN([H])C=N3)NC(=O)[C@@]([H])(NC(C)=O)[C@@H](C)CC)[C@@H](C)O[H])C(=O)N3C4CCCCC4C[C@H]3C(=O)N[C@@H](C)C(=O)N[C@@H](CC(O)=O)C(=O)N[C@@H](CCCCCCCC)C(=O)N[C@@H](CC3=CN([H])C4=C3C=CC=C4)C(=O)N[C@@H](CC(O)=O)C(=O)N[C@@H](CC3=CN([H])C4=C3C=CC=C4)C(=O)N1)C=CC=C2)C(N)=O						
422	D; 5256.37	X5Cys-X13Cys	Thioether	mXylene_Linker	PEG21DA; X14K; amide	SGF+; SIF+++	AA++++; AF+++; FF+
422	ac-I-H-Tba-T-C-Oic-A-D-Ogl-W-D-W-C-K-dR-am (SEQ ID NO:254)						
422	[H]NC(N)=NCCC[C@@H](NC(=O)[C@H](CCCCNC(=O)CCOCCOCCOCCOCCOCCOCCOCCOCCOCCOCCOCCOCCOCCOCCOCCOCCOCCOCCOCCOCCOCCC(=O)NCCCC[C@H](NC(=O)[C@@H]1CSCC2=CC=CC(CSC[C@H](NC(=O)[C@@]([H])(NC(=O)[C@H](CC(C)(C)C)NC(=O)[C@H](CC3=CN([H])C=N3)NC(=O)[C@@]([H])(NC(C)=O)[C@@H](C)CC)[C@@H](C)O[H])C(=O)N3C4CCCCC4C[C@H]3C(=O)N[C@@H](C)C(=O)N[C@@H](CC(O)=O)C(=O)N[C@@H](CCCCCCCC)C(=O)N[C@@H](CC3=CN([H])C4=C3C=CC=C4)C(=O)N[C@@H](CC(O)=O)C(=O)N[C@@H](CC3=CN([H])C4=C3C=CC=C4)C(=O)N1)=C2)C(=O)N[C@H](CCCN=C(N)N[H])C(N)=O)NC(=O)[C@@H]1CSCC2=CC=CC(CSC[C@H](NC(=O)[C@@]([H])(NC(=O)[C@H](CC(C)(C)C)NC(=O)[C@H](CC3=CN([H])C=N3)NC(=O)[C@@]([H])(NC(C)=O)[C@@H](C)CC)[C@@H](C)O[H])C(=O)N3C4CCCCC4C[C@H]3C(=O)N[C@@H](C)C(=O)N[C@@H](CC(O)=O)C(=O)N[C@@H](CCCCCCCC)C(=O)N[C@@H](CC3=CN([H])C4=C3C=CC=C4)C(=O)N[C@@H](CC(O)=O)C(=O)N[C@@H](CC3=CN([H])C4=C3C=CC=C4)C(=O)N1)=C2)C(N)=O						
423	D; 5206.23	X5Lys_Ac-X13Cys	Thioether	---	PEG21DA; X14K; amide	SGF+; SIF+	AA++++; AF++++
423	ac-I-Phe_4OMe-V-T-Lys_Ac-Oic-A-D-Ogl-W-D-W-C-K-dR-am (SEQ ID NO:303)						
423	[H]C[C@@H]1NC(=O)[C@@H]2C[C@]3([H])CCCC[C@]3([H])N2C(=O)[C@H](CCCCNC(=O)CSC[C@H](NC(=O)[C@H](CC2=CNC3=CC=CC=C23)NC(=O)[C@H](CC(O)=O)NC(=O)[C@H](CC2=CNC3=CC=CC=C23)NC(=O)[C@H](CCCCCCCC)NC(=O)[C@H](CC(O)=O)NC1=O)C(=O)N[C@@H](CCCCNC(=O)CCOCCOCCOCCOCCOCCOCCOCCOCCOCCOCCOCCOCCOCCOCCOCCOCCOCCOCCOCCOCCOCCC(=O)NCCCC[C@H](NC(=O)[C@@H]1CSCC(=O)NCCCC[C@H](NC(=O)[C@@H](NC(=O)[C@@H](NC(=O)[C@H](CC2=CC=C(OC)C=C2)NC(=O)[C@@H](NC(=O)C[H])[C@@H](C)CC)C(C)C)[C@@H](C)O)C(=O)N2[C@@H](C[C@]3([H])CCCC[C@]23[H])C(=O)N[C@@H](C[H])C(=O)N[C@@H](CC(O)=O)C(=O)N[C@@H](CCCCCCCC)C(=O)N[C@@H](CC2=CNC3=CC=CC=C23)C(=O)N[C@@H](CC(O)=O)C(=O)N[C@@H](CC2=CNC3=CC=CC=C23)C(=O)N1)C(=O)N[C@H](CCCNC(N)=N)C(N)=O)C(=O)N[C@H](CCCNC(N)=N)C(N)=O)NC(=O)[C@@H](NC(=O)[C@@H](NC(=O)[C@H](CC1=CC=C(OC)C=C1)NC(=O)[C@@H](NC(=O)C[H])[C@@H](C)CC)C(C)C)[C@@H](C)O						
424	D; 5316.39	X5Lys_Ac-X13Cys	Thioether	---	PEG21DA; X14K; amide	SGF+; SIF+	AA++++; AF++++

FIGURE 1.121

C#	Monomer (M) or Dimer (D) & MW (Daltons)	Cyclization Positions	Cyclization Chemical Bond	Cyclization Linker	Dimerization: Linker, Position, Chemical Bond	Stability Assays (SGF; SIF)	IC50 HEK Blue IL-17assays (AA, AF, FF)
424	ac-I-Phe_4_Morph-V-T-Lys_Ac-Oic-A-D-Ogl-W-D-W-C-K-dR-am (SEQ ID NO:304)						
424	[H]C[C@@H]1NC(=O)[C@@H]2C[C@]3([H])CCCC[C@]3([H])N2C(=O)[C@H](CCCCNC(=O)CSC[C@H](NC(=O)[C@H](CC2=CNC3=CC=CC=C23)NC(=O)[C@H](CC(O)=O)NC(=O)[C@H](CC2=CNC3=CC=CC=C23)NC(=O)[C@H](CCCCCCCC)NC(=O)[C@H](CC(O)=O)NC1=O)C(=O)N[C@@H](CCCCNC(=O)CCOCCOCCOCCOCCOCCOCCOCCOCCOCCOCCOCCOCCOCCOCCOCCOCCOCCOCCOCCOCCC(=O)NCCCC[C@H](NC(=O)[C@@H]1CSCC(=O)NCCCC[C@H](NC(=O)[C@@H](NC(=O)[C@@H](NC(=O)[C@H](CC2=CC=C(C=C2)N2CCOCC2)NC(=O)[C@@H](NC(=O)C[H])[C@@H](C)CC)C(C)C)[C@@H](C)O)C(=O)N2[C@@H](C[C@]3([H])CCCC[C@]23[H])C(=O)N[C@@H](C[H])C(=O)N[C@@H](CC(O)=O)C(=O)N[C@@H](CCCCCCCC)C(=O)N[C@@H](CC2=CNC3=CC=CC=C23)C(=O)N[C@@H](CC(O)=O)C(=O)N[C@@H](CC2=CNC3=CC=CC=C23)C(=O)N1)C(=O)N[C@H](CCCNC(N)=N)C(N)=O)C(=O)N[C@H](CCCNC(N)=N)C(N)=O)NC(=O)[C@@H](NC(=O)[C@@H](NC(=O)[C@H](CC1=CC=C(C=C1)N1CCOCC1)NC(=O)[C@@H](NC(=O)C[H])[C@@H](C)CC)C(C)C)[C@@H](C)O						
425	D; 5158.22	X5Lys_Ac-X13Cys	Thioether	---	PEG21DA; X14K; amide	SGF+; SIF+	AA++++; AF++++
425	ac-I-Thi-V-T-Lys_Ac-Oic-A-D-Ogl-W-D-W-C-K-dR-am (SEQ ID NO:305)						
425	[H]C[C@@H]1NC(=O)[C@@H]2C[C@]3([H])CCCC[C@]3([H])N2C(=O)[C@H](CCCCNC(=O)CSC[C@H](NC(=O)[C@H](CC2=CNC3=CC=CC=C23)NC(=O)[C@H](CC(O)=O)NC(=O)[C@H](CC2=CNC3=CC=CC=C23)NC(=O)[C@H](CCCCCCCC)NC(=O)[C@H](CC(O)=O)NC1=O)C(=O)N[C@@H](CCCCNC(=O)CCOCCOCCOCCOCCOCCOCCOCCOCCOCCOCCOCCOCCOCCOCCOCCOCCOCCOCCOCCOCCC(=O)NCCCC[C@H](NC(=O)[C@@H]1CSCC(=O)NCCCC[C@H](NC(=O)[C@@H](NC(=O)[C@@H](NC(=O)[C@H](CC2=CC=CS2)NC(=O)[C@@H](NC(=O)C[H])[C@@H](C)CC)C(C)C)[C@@H](C)O)C(=O)N2[C@@H](C[C@]3([H])CCCC[C@]23[H])C(=O)N[C@@H](C[H])C(=O)N[C@@H](CC(O)=O)C(=O)N[C@@H](CCCCCCCC)C(=O)N[C@@H](CC2=CNC3=CC=CC=C23)C(=O)N[C@@H](CC(O)=O)C(=O)N[C@@H](CC2=CNC3=CC=CC=C23)C(=O)N1)C(=O)N[C@H](CCCNC(N)=N)C(N)=O)C(=O)N[C@H](CCCNC(N)=N)C(N)=O)NC(=O)[C@@H](NC(=O)[C@@H](NC(=O)[C@H](CC1=CC=CS1)NC(=O)[C@@H](NC(=O)C[H])[C@@H](C)CC)C(C)C)[C@@H](C)O						
426	D; 5326.08	X5Lys_Ac-X13Cys	Thioether	---	PEG21DA; X14K; amide	SGF+; SIF+	AA+++; AF++
426	ac-I-Phe_pentaF-V-T-Lys_Ac-Oic-A-D-Ogl-W-D-W-C-K-dR-am (SEQ ID NO:306)						
426	[H]C[C@@H]1NC(=O)[C@@H]2C[C@]3([H])CCCC[C@]3([H])N2C(=O)[C@H](CCCCNC(=O)CSC[C@H](NC(=O)[C@H](CC2=CNC3=CC=CC=C23)NC(=O)[C@H](CC(O)=O)NC(=O)[C@H](CC2=CNC3=CC=CC=C23)NC(=O)[C@H](CCCCCCCC)NC(=O)[C@H](CC(O)=O)NC1=O)C(=O)N[C@@H](CCCCNC(=O)CCOCCOCCOCCOCCOCCOCCOCCOCCOCCOCCOCCOCCOCCOCCOCCOCCOCCOCCOCCOCCC(=O)NCCCC[C@H](NC(=O)[C@@H]1CSCC(=O)NCCCC[C@H](NC(=O)[C@@H](NC(=O)[C@@H](NC(=O)[C@H](CC2=C(F)C(F)=C(F)C(F)=C2F)NC(=O)[C@@H](NC(=O)C[H])[C@@H](C)CC)C(C)C)[C@@H](C)O)C(=O)N2[C@@H](C[C@]3([H])CCCC[C@]23[H])C(=O)N[C@@H](C[H])C(=O)N[C@@H](CC(O)=O)C(=O)N[C@@H](CCCCCCCC)C(=O)N[C@@H](CC2=CNC3=CC=CC=C23)C(=O)N[C@@H](CC(O)=O)C(=O)N[C@@H](CC2=CNC3=CC=CC=C23)C(=O)N1)C(=O)N[C@H](CCCNC(N)=N)C(N)=O)C(=O)N[C@H](CCCNC(N)=N)C(N)=O)NC(=O)[C@@H](NC(=O)[C@@H](NC(=O)[C@H](CC1=C(F)C(F)=C(F)C(F)=C1F)NC(=O)[C@@H](NC(=O)C[H])[C@@H](C)CC)C(C)C)[C@@H](C)O						
427	D; 5116.205	X5O3S_Reduced -	Carbon-carbon single bond	---	PEG21DA; X14K; amide	SGF++++; SIF++++	AA++++

FIGURE 1.122

C#	Monomer (M) or Dimer (D) & MW (Daltons)	Cyclization Positions	Cyclization Chemical Bond	Cyclization Linker	Dimerization: Linker, Position, Chemical Bond	Stability Assays (SGF; SIF)	IC50 HEK Blue IL-17assays (AA, AF, FF)
		X13O3S_Reduced					
427	ac-I-H-Tba-T-O3S_Reduced-Oic-A-D-Ogl-W-D-Trp_5Me-O3S_Reduced-K-dR-am (SEQ ID NO:307)						
427	[H]C[C@@H]1NC(=O)[C@@H]2C[C@]3([H])CCCC[C@]3([H])N2C(=O)[C@H](CCCCCCCC[C@H](NC(=O)[C@H](CC2=CNC3=CC=C(C)C=C23)NC(=O)[C@H](CC(O)=O)NC(=O)[C@H](CC2=CNC3=CC=CC=C23)NC(=O)[C@H](CCCCCCCC)NC(=O)[C@H](CC(O)=O)NC1=O)C(=O)N[C@@H](CCCCNC(=O)CCOCCOCCOCCOCCOCCOCCOCCOCCOCCOCCOCCOCCOCCOCCOCCOCCOCCOCCOCCOCCOCCOCCC(=O)NCCCC[C@H](NC(=O)[C@@H]1CCCCCCCC[C@H](NC(=O)[C@@H](NC(=O)[C@H](CC(C)(C)C)NC(=O)[C@H](CC2=CN=CN2)NC(=O)[C@@H](NC(=O)C[H])[C@@H](C)CC)[C@@H](C)O)C(=O)N2[C@@H](C[C@]3([H])CCCC[C@]23[H])C(=O)N[C@@H](C[H])C(=O)N[C@@H](CC(O)=O)C(=O)N[C@@H](CCCCCCCC)C(=O)N[C@@H](CC2=CNC3=CC=CC=C23)C(=O)N[C@@H](CC(O)=O)C(=O)N[C@@H](CC2=CNC3=CC=C(C)C=C23)C(=O)N1)C(=O)N[C@H](CCCNC(N)=N)C(N)=O)C(=O)N[C@H](CCCNC(N)=N)C(N)=O)NC(=O)[C@@H](NC(=O)[C@H](CC(C)(C)C)NC(=O)[C@H](CC1=CN=CN1)NC(=O)[C@@H](NC(=O)C[H])[C@@H](C)CC)[C@@H](C)O						
428	D; 5265.96	X5Hhc-X13Hhc	Disulfide	---	PEG21DA; X14K; amide	SGF+; SIF++++	AA++++
428	ac-I-Hse-Phe_34diCl-T-Hhc-Oic-A-D-Ogl-W-D-W-Hhc-K-dR-am (SEQ ID NO:308)						
428	[H]NC(N)=NCCCC(NC(=O)C(CCCCNC(=O)CCOCCOCCOCCOCCOCCOCCOCCOCCOCCOCCOCCOCCOCCOCCOCCOCCOCCOCCOCCOCCOCCOCCC(=O)NCCCCC(NC(=O)C1CCCSSCCCC(NC(=O)C([H])(NC(=O)C(CC2=CC=C(Cl)C(Cl)=C2)NC(=O)C(CCO[H])NC(=O)C([H])(NC(C)=O)C(C)CC)C(C)O[H])C(=O)N2C3CCCCC3CC2C(=O)NC(C)C(=O)NC(CC(O)=O)C(=O)NC(CCCCCCCC)C(=O)NC(CC2=CN([H])C3=C2C=CC=C3)C(=O)NC(CC(O)=O)C(=O)NC(CC2=CN([H])C3=C2C=CC=C3)C(=O)N1)C(=O)NC(CCCN=C(N)N[H])C(N)=O)NC(=O)C1CCCSSCCCC(NC(=O)C([H])(NC(=O)C(CC2=CC=C(Cl)C(Cl)=C2)NC(=O)C(CCO[H])NC(=O)C([H])(NC(C)=O)C(C)CC)C(C)O[H])C(=O)N2C3CCCCC3CC2C(=O)NC(C)C(=O)NC(CC(O)=O)C(=O)NC(CCCCCCCC)C(=O)NC(CC2=CN([H])C3=C2C=CC=C3)C(=O)NC(CC(O)=O)C(=O)NC(CC2=CN([H])C3=C2C=CC=C3)C(=O)N1)C(N)=O						
429	D; 5264.19	X5Hhc-X13Hhc	Disulfide	---	PEG21DA; X14K; amide	SGF+; SIF++++	AA++++
429	ac-I-Hse-Phe_4CF3-T-Hhc-Oic-A-D-Ogl-W-D-W-Hhc-K-dR (SEQ ID NO:309)						
429	[H]NC(N)=NCCCC(NC(=O)C(CCCCNC(=O)CCOCCOCCOCCOCCOCCOCCOCCOCCOCCOCCOCCOCCOCCOCCOCCOCCOCCOCCOCCOCCOCCOCCOCCC(=O)NCCCCC(NC(=O)C1CCCSSCCCC(NC(=O)C([H])(NC(=O)C(CC2=CC=C(C=C2)C(F)(F)F)NC(=O)C(CCO[H])NC(=O)C([H])(NC(C)=O)C(C)CC)C(C)O[H])C(=O)N2C3CCCCC3CC2C(=O)NC(C)C(=O)NC(CC(O)=O)C(=O)NC(CCCCCCCC)C(=O)NC(CC2=CN([H])C3=C2C=CC=C3)C(=O)NC(CC(O)=O)C(=O)NC(CC2=CN([H])C3=C2C=CC=C3)C(=O)N1)C(=O)NC(CCCN=C(N)N[H])C(N)=O)NC(=O)C1CCCSSCCCC(NC(=O)C([H])(NC(=O)C(CC2=CC=C(C=C2)C(F)(F)F)NC(=O)C(CCO[H])NC(=O)C([H])(NC(C)=O)C(C)CC)C(C)O[H])C(=O)N2C3CCCCC3CC2C(=O)NC(C)C(=O)NC(CC(O)=O)C(=O)NC(CCCCCCCC)C(=O)NC(CC2=CN([H])C3=C2C=CC=C3)C(=O)NC(CC(O)=O)C(=O)NC(CC2=CN([H])C3=C2C=CC=C3)C(=O)N1)C(N)=O						
430	D; 5170.32	X5Hhc-X13Hhc	Disulfide	---	PEG21DA; X14K; amide	SGF+; SIF++++	AA++++
430	ac-I-hR-V-T-Hhc-Oic-A-D-Ogl-W-D-W-Hhc-K-dR-am (SEQ ID NO:310)						

FIGURE 1.123

C#	Monomer (M) or Dimer (D) & MW (Daltons)	Cyclization Positions	Cyclization Chemical Bond	Cyclization Linker	Dimerization: Linker, Position, Chemical Bond	Stability Assays (SGF; SIF)	IC50 HEK Blue IL-17assays (AA, AF, FF)
430	[H]NC(N)=NCCC[C@@H](NC(=O)[C@H](CCCCNC(=O)CCOCCOCCOCCOCCOCCOCCOCCOCCOCCOCCOCCOCCOCCOCCOCCOCCOCCOCCOCCOCCOCCC(=O)NCCCC[C@H](NC(=O)[C@@H]1CCCSSCCC[C@H](NC(=O)[C@@]([H])(NC(=O)[C@@H](NC(=O)[C@H](CCCCNC(N)=N)NC(=O)[C@@]([H])(NC(C)=O)[C@@H](C)CC)C(C)C)[C@@H](C)O[H])C(=O)N2C3CCCCC3C[C@H]2C(=O)N[C@@H](C)C(=O)N[C@@H](CC(O)=O)C(=O)N[C@@H](CCCCCCCC)C(=O)N[C@@H](CC2=CN([H])C3=C2C=CC=C3)C(=O)N[C@@H](CC(O)=O)C(=O)N[C@@H](CC2=CN([H])C3=C2C=CC=C3)C(=O)N1)C(=O)N[C@H](CCCN=C(N)N[H])C(N)=O)NC(=O)[C@@H]1CCCSSCCC[C@H](NC(=O)[C@@]([H])(NC(=O)[C@@H](NC(=O)[C@H](CCCCNC(N)=N)NC(=O)[C@@]([H])(NC(C)=O)[C@@H](C)CC)C(C)C)[C@@H](C)O[H])C(=O)N2C3CCCCC3C[C@H]2C(=O)N[C@@H](C)C(=O)N[C@@H](CC(O)=O)C(=O)N[C@@H](CCCCCCCC)C(=O)N[C@@H](CC2=CN([H])C3=C2C=CC=C3)C(=O)N[C@@H](CC(O)=O)C(=O)N[C@@H](CC2=CN([H])C3=C2C=CC=C3)C(=O)N1)C(N)=O						
431	D; 5298.51	X5Hhc-X13Hhc	Disulfide	---	PEG21DA; X14K; amide	---	AA++++
431	ac-I-H-Tba-hR-Hhc-Oic-A-D-Ogl-W-D-W-Hhc-K-dR-am (SEQ ID NO:311)						
431	[H]NC(N)=NCCCC(NC(=O)C(CCCCNC(=O)CCOCCOCCOCCOCCOCCOCCOCCOCCOCCOCCOCCOCCOCCOCCOCCOCCOCCOCCOCCOCCOCCC(=O)NCCCCC(NC(=O)C1CCCSSCCCC(NC(=O)C(CCCCNC(N)=N)NC(=O)C(CC(C)(C)C)NC(=O)C(CC2=CN([H])C=N2)NC(=O)C([H])(NC(C)=O)C(C)CC)C(=O)N2C3CCCCC3CC2C(=O)NC(C)C(=O)NC(CC(O)=O)C(=O)NC(CCCCCCCC)C(=O)NC(CC2=CN([H])C3=C2C=CC=C3)C(=O)NC(CC(O)=O)C(=O)NC(CC2=CN([H])C3=C2C=CC=C3)C(=O)N1)C(=O)NC(CCCN=C(N)N[H])C(N)=O)NC(=O)C1CCCSSCCCC(NC(=O)C(CCCCNC(N)=N)NC(=O)C(CC(C)(C)C)NC(=O)C(CC2=CN([H])C=N2)NC(=O)C([H])(NC(C)=O)C(C)CC)C(=O)N2C3CCCCC3CC2C(=O)NC(C)C(=O)NC(CC(O)=O)C(=O)NC(CCCCCCCC)C(=O)NC(CC2=CN([H])C3=C2C=CC=C3)C(=O)NC(CC(O)=O)C(=O)NC(CC2=CN([H])C3=C2C=CC=C3)C(=O)N1)C(N)=O						
432	M; 2103.59	X5Hhc-X13Hhc	Disulfide	---	---	---	AA+++
432	ac-I-OrnMs-V-T-Hhc-Oic-A-D-Ogl-W-D-W-Hhc-K-dR-am (SEQ ID NO:312)						
432	[H]NCCCC[C@H](NC(=O)[C@@H]1CCCSSCCC[C@H](NC(=O)[C@@]([H])(NC(=O)[C@@H](NC(=O)[C@H](CCCNS(C)(=O)=O)NC(=O)[C@@]([H])(NC(C)=O)[C@@H](C)CC)C(C)C)[C@@H](C)O)C(=O)N2C3CCCCC3C[C@H]2C(=O)N[C@@H](C)C(=O)N[C@@H](CC(O)=O)C(=O)N[C@@H](CCCCCCCC)C(=O)N[C@@H](CC2=CNC3=C2C=CC=C3)C(=O)N[C@@H](CC(O)=O)C(=O)N[C@@H](CC2=CNC3=C2C=CC=C3)C(=O)N1)C(=O)N[C@H](CCCNC(N)=N)C(N)=O						
433	D; 5366.55	X5Hhc-X13Hhc	Disulfide	---	PEG21DA; X14K; amide	SGF++++; SIF++++	AA++++
433	ac-I-OrnTs-V-T-Hhc-Oic-A-D-Ogl-W-D-W-Hhc-K-dR-am (SEQ ID NO:313)						
433	[H][C@](NC(=O)[C@@H](NC(=O)[C@H](CCCNS(=O)(=O)C1=CC=C(C)C=C1)NC(=O)[C@@]([H])(NC(C)=O)[C@@H](C)CC)C(C)C)([C@@H](C)O)C(=O)N[C@H]1CCCSSCCC[C@H](NC(=O)[C@H](CC2=CNC3=C2C=CC=C3)NC(=O)[C@H](CC(O)=O)NC(=O)[C@H](CC2=CNC3=C2C=CC=C3)NC(=O)[C@H](CCCCCCCC)NC(=O)[C@H](CC(O)=O)NC(=O)[C@H](C)NC(=O)[C@@H]2CC3CCCCC3N2C1=O)C(=O)N[C@@H](CCCCNC(=O)CCOCCOCCOCCOCCOCCOCCOCCOCCOCCOCCOCCOCCOCCOCCOCCOCCOCCOCCOCCOCCOCCC(=O)NCCCC[C@H](NC(=O)[C@@H]1CCCSSCCC[C@H](NC(=O)[C@@]([H])(NC(=O)[C@@H](NC(=O)[C@H](CCCNS(=O)(=O)C2=CC=C(C)C=C2)NC(=O)[C@@]([H])(NC(C)=O)[C@@H](C)CC)C(C)C)[C@@H](C)O)C(=O)N2C3CCCCC3C[C@H]2C(=O)N[C@@H](C)C(=O)N[C@@H](CC(O)=O)C(=O)N[C@@H](CCCCCCCC)C(=O)N[C@@H						

FIGURE 1.124

C#	Monomer (M) or Dimer (D) & MW (Daltons)	Cyclization Positions	Cyclization Chemical Bond	Cyclization Linker	Dimerization: Linker, Position, Chemical Bond	Stability Assays (SGF; SIF)	IC50 HEK Blue IL-17assays (AA, AF, FF)
	](CC2=CNC3=C2C=CC=C3)C(=O)N[C@@H](CC(O)=O)C(=O)N[C@@H](CC2=CNC3=C2C=CC=C3)C(=O)N1)C(=O)N[C@H](CCCNC(N)=N)C(N)=O)C(=O)N[C@H](CCCNC(N)=N)C(N)=O						
434	D; 5492.73	X5Hhc-X13Hhc	Disulfide	---	PEG21DA; X14K; amide	---	AA+++
434	ac-I-H-V-T-Hhc-Oic-aMe_Phe-Gla-Ogl-W-aMe_Phe-W-Hhc-K-dR-am (SEQ ID NO:314)						
434	[H][C@](NC(=O)[C@@H](NC(=O)[C@H](CC1=CNC=N1)NC(=O)[C@@]([H])(NC(C)=O)[C@@H](C)CC)C(C)C)([C@@H](C)O)C(=O)N[C@H]1CCCSSCCC[C@H](NC(=O)[C@H](CC2=CNC3=C2C=CC=C3)NC(=O)[C@](C)(CC2=CC=CC=C2)NC(=O)[C@H](CC2=CNC3=C2C=CC=C3)NC(=O)[C@H](CCCCCCCC)NC(=O)C(C[C@H](NC(=O)[C@](C)(CC2=CC=CC=C2)NC(=O)[C@@H]2CC3CCCCC3N2C1=O)C(O)=O)C(O)=O)C(=O)N[C@@H](CCCCNC(=O)CCOCCOCCOCCOCCOCCOCCOCCOCCOCCOCCOCCOCCOCCOCCOCCOCCOCCOCCOCCOCCOCCC(=O)NCCCC[C@H](NC(=O)[C@@H]1CCCSSCCC[C@H](NC(=O)[C@@]([H])(NC(=O)[C@@H](NC(=O)[C@H](CC2=CNC=N2)NC(=O)[C@@]([H])(NC(C)=O)[C@@H](C)CC)C(C)C)[C@@H](C)O)C(=O)N2C3CCCCC3C[C@H]2C(=O)N[C@@](C)(CC2=CC=CC=C2)C(=O)N[C@@H](CC(C(O)=O)C(=O)N[C@@H](CCCCCCCC)C(=O)N[C@@H](CC2=CNC3=C2C=CC=C3)C(=O)N[C@@](C)(CC2=CC=CC=C2)C(=O)N[C@@H](CC2=CNC3=C2C=CC=C3)C(=O)N1)C(O)=O)C(=O)N[C@H](CCCNC(N)=N)C(N)=O)C(=O)N[C@H](CCCNC(N)=N)C(N)=O						
435	D; 5160.23	X5Hhc-X13Hhc	Disulfide	---	PEG21DA; X14K; amide	---	AA++++
435	ac-I-dDab2HyAc-V-T-Hhc-Oic-A-D-Ogl-W-D-W-Hhc-K-dR-am (SEQ ID NO:315)						
435	[H]C(NC(=O)C(NC(=O)C(CCCNC(=O)CO)NC(=O)C([H])(NC(C)=O)C(C)CC)C(C)C)(C(C)O)C(=O)NC1CCCSSCCCC(NC(=O)C(CC2=CNC3=C2C=CC=C3)NC(=O)C(CC(O)=O)NC(=O)C(CC2=CNC3=C2C=CC=C3)NC(=O)C(CCCCCCCC)NC(=O)C(CC(O)=O)NC(=O)C(C)NC(=O)C2CC3CCCCC3N2C1=O)C(=O)NC(CCCCNC(=O)CCOCCOCCOCCOCCOCCOCCOCCOCCOCCOCCOCCOCCOCCOCCOCCOCCOCCOCCOCCOCCOCCC(=O)NCCCCC(NC(=O)C1CCCSSCCCC(NC(=O)C([H])(NC(=O)C(NC(=O)C(CCNC(=O)CO)NC(=O)C([H])(NC(C)=O)C(C)CC)C(C)C)C(C)O)C(=O)N2C3CCCCC3CC2C(=O)NC(C)C(=O)NC(CC(O)=O)C(=O)NC(CCCCCCCC)C(=O)NC(CC2=CNC3=C2C=CC=C3)C(=O)NC(CC(O)=O)C(=O)NC(CC2=CNC3=C2C=CC=C3)C(=O)N1)C(=O)NC(CCCNC(N)=N)C(N)=O)C(=O)NC(CCCNC(N)=N)C(N)=O						
436	M; 2685.24	X5Hhc-X13Hhc	Disulfide	---	---	---	AA++++; AF+++
436	ac-I-Lys_1PEG2_1PEG2_IsoGlu_C12-V-T-Hhc-Oic-A-Gla-Ogl-W-D-W-Hhc-N-dR-am (SEQ ID NO:316)						
436	[H]NC(=O)C[C@H](NC(=O)[C@@H]1CCCSSCCC[C@H](NC(=O)[C@@]([H])(NC(=O)[C@@H](NC(=O)[C@H](CCCCNC(=O)COCCOCCNC(=O)COCCOCCNC(=O)CC[C@H](NC(=O)CCCCCCCCCCC)C(O)=O)NC(=O)[C@@]([H])(NC(C)=O)[C@@H](C)CC)C(C)C)[C@@H](C)O[H])C(=O)N2C3CCCCC3C[C@H]2C(=O)N[C@@H](C)C(=O)N[C@@H](CC(C(O)=O)C(=O)N[C@@H](CCCCCCCC)C(=O)N[C@@H](CC2=CN([H])C3=C2C=CC=C3)C(=O)N[C@@H](CC(O)=O)C(=O)N[C@@H](CC2=CN([H])C3=C2C=CC=C3)C(=O)N1)C(O)=O)C(=O)N[C@H](CCCN=C(N)N[H])C(N)=O						
437	M; 2196.62	X5Hhc-X13Hhc	Disulfide	---	---	---	AA+++
437	ac-I-H-Phe_4tBu-T-Hhc-Oic-A-Gla-Ogl-W-D-W-Hhc-N-dR-am (SEQ ID NO:317)						

FIGURE 1.125

C#	Monomer (M) or Dimer (D) & MW (Daltons)	Cyclization Positions	Cyclization Chemical Bond	Cyclization Linker	Dimerization: Linker, Position, Chemical Bond	Stability Assays (SGF; SIF)	IC50 HEK Blue IL-17assays (AA, AF, FF)
437	[H]NC(=O)C[C@H](NC(=O)[C@@H]1CCCSSCCC[C@H](NC(=O)[C@@]([H])(NC(=O)[C@H](CC2=CC=C(C=C2)C(C)(C)C)NC(=O)[C@H](CC2=CN([H])C=N2)NC(=O)[C@@]([H])(NC(C)=O)[C@@H](C)CC)[C@@H](C)O[H])C(=O)N2C3CCCCC3C[C@H]2C(=O)N[C@@H](CC(C(O)=O)C(=O)N[C@@H](CCCCCCCC)C(=O)N[C@@H](CC2=CN([H])C3=C2C=CC=CC=C3)C(=O)N[C@@H](CC(O)=O)C(=O)N[C@@H](CC2=CN([H])C3=C2C=CC=C3)C(=O)N1)C(O)=O)C(=O)N[C@H](CCCN=C(N)N[H])C(N)=O	---	---	SGF+; SIF++++	AA++++; AF++++
438	M; 2161.57	X5Hhc-X13Hhc	Disulfide	---	---	---	---
438	ac-I-Phe_4_2ae-V-T-Hhc-Oic-A-Gla-Ogl-W-D-W-Hhc-N-dR-am (SEQ ID NO:318)						
438	[H]NCCOC1=CC=C(C[C@H](NC(=O)[C@@]([H])(NC(C)=O)[C@@H](C)CC)C(=O)N[C@@]([H])([C@@H](C)O[H])C(=O)N[C@H]2CCCSSCCC[C@H](NC(=O)[C@H](CC3=CN([H])C4=C3C=CC=C4)NC(=O)[C@H](CC(O)=O)NC(=O)[C@H](CC3=CN([H])C4=C3C=CC=C4)NC(=O)[C@H](CCCCCCCC)NC(=O)C(C[C@H](NC(=O)[C@H](C)NC(=O)[C@@H]3CC4CCCCC4N3C2=O)C(O)=O)C(O)=O)C(=O)N[C@@H](CC(=O)N[H])C(=O)N[C@H](CCCN=C(N)N[H])C(N)=O)C=C1	---	---	---	---
439	M; 2076.51	X5Hhc-X13Hhc	Disulfide	---	---	---	AA+++
439	ac-I-H-Tba-T-Hhc-Oic-A-E-Ogl-W-D-W-Hhc-N-dR-am (SEQ ID NO:319)						
439	[H]NC(=O)C[C@H](NC(=O)[C@@H]1CCCSSCCC[C@H](NC(=O)[C@@]([H])(NC(=O)[C@H](CC(C)(C)C)NC(=O)[C@H](CC2=CN([H])C=N2)NC(=O)[C@@]([H])(NC(C)=O)[C@@H](C)CC)[C@@H](C)O[H])C(=O)N2C3CCCCC3C[C@H]2C(=O)N[C@@H](C)C(=O)N[C@@H](CCC(O)=O)C(=O)N[C@@H](CCCCCCCC)C(=O)N[C@@H](CC2=CN([H])C3=C2C=CC=C3)C(=O)N[C@@H](CC(O)=O)C(=O)N[C@@H](CC2=CN([H])C3=C2C=CC=C3)C(=O)N1)C(N)=O	---	---	---	AA+++
440	M; 2090.54	X5Hhc-X13Hhc	Disulfide	---	---	---	AA+++
440	ac-I-H-Tba-T-Hhc-Oic-A-E-Ogl-W-E-W-Hhc-N-dR-am (SEQ ID NO:320)						
440	[H]NC(=O)C[C@H](NC(=O)[C@@H]1CCCSSCCC[C@H](NC(=O)[C@@]([H])(NC(=O)[C@H](CC(C)(C)C)NC(=O)[C@H](CC2=CN([H])C=N2)NC(=O)[C@@]([H])(NC(C)=O)[C@@H](C)CC)[C@@H](C)O[H])C(=O)N2C3CCCCC3C[C@H]2C(=O)N[C@@H](C)C(=O)N[C@@H](CCC(O)=O)C(=O)N[C@@H](CCCCCCCC)C(=O)N[C@@H](CC2=CN([H])C3=C2C=CC=C3)C(=O)N[C@@H](CCC(O)=O)C(=O)N[C@@H](CC2=CN([H])C3=C2C=CC=C3)C(=O)N1)C(N)=O	---	---	---	AA++++; AF+++
441	M; 2062.53	X5Hcy-X13Hcy	Thioether	Propane_Linker	---	---	AA++++; AF+++
441	ac-I-H-V-T-Hcy-Oic-A-D-Ogl-W-D-W-Hcy-K-dR-am (SEQ ID NO:247)						
441	[H]NCCCC[C@H](NC(=O)[C@@H]1CCSCCCSCC[C@H](NC(=O)[C@@]([H])(NC(=O)[C@@H](NC(=O)[C@H](CC2=CNC=N2)NC(=O)[C@@]([H])(NC(C)=O)[C@@H](C)CC)C(C)C)[C@@H](C)O)C(=O)N2C3CCCCC3C[C@H]2C(=O)N[C@@H](C)C(=O)N[C@@H](CC(O)=O)C(=O)N[C@@H](CCCCCCCC)C(=O)N[C@@H](CC2=CNC3=C2C=CC=C3)C(=O)N[C@@H](CC(O)=O)C(=O)N[C@@H](CC2=CNC3=C2C=CC=C3)C(=O)N1)C(=O)N[C@H](CCCNC(N)=N)C(N)=O	---	---	---	AA+++
442	M; 2090.58	X5Hcy-X13Hcy	Thioether	Pentane_Linker	---	---	AA+++

FIGURE 1.126

C#	Monomer (M) or Dimer (D) & MW (Daltons)	Cyclization Positions	Cyclization Chemical Bond	Cyclization Linker	Dimerization: Linker, Position, Chemical Bond	Stability Assays (SGF; SIF)	IC50 HEK Blue IL-17assays (AA, AF, FF)
442	ac-I-H-V-T-Hcy-Oic-A-D-Ogl-W-D-W-Hcy-K-dR-am (SEQ ID NO:247)						
442	[H]NCCCC[C@H](NC(=O)[C@@H]1CCSCCCCCSCC[C@H](NC(=O)[C@@]([H])(NC(=O)[C@@H](NC(=O)[C@H](CC2=CNC=N2)NC(=O)[C@@]([H])(NC(C)=O)[C@@H](C)CC)C(C)C)[C@@H](C)O)C(=O)N2C3CCCCC3C[C@H]2C(=O)N[C@@H](C)C(=O)N[C@@H](CC(O)=O)C(=O)N[C@@H](CCCCCCCC)C(=O)N[C@@H](CC2=CNC3=C2C=CC=C3)C(=O)N[C@@H](CC(O)=O)C(=O)N[C@@H](CC2=CNC3=C2C=CC=C3)C(=O)N1)C(=O)N[C@H](CCCNC(N)=N)C(N)=O						
443	D; 5188.34	X5Hcy-X13Hcy	Thioether	Pentane_Linker	PEG21DA; X14K; amide	---	AA++++
443	ac-I-H-V-T-Hcy-Oic-A-D-Ogl-W-D-W-Hcy-K-dR-am (SEQ ID NO:247)						
443	[H][C@](NC(=O)[C@@H](NC(=O)[C@H](CC1=CNC=N1)NC(=O)[C@@]([H])(NC(C)=O)[C@@H](C)CC)C(C)C)([C@@H](C)O)C(=O)N[C@H]1CCSCCCCCSCC[C@H](NC(=O)[C@H](CC2=CNC3=C2C=CC=C3)NC(=O)[C@H](CC(O)=O)NC(=O)[C@H](CC2=CNC3=C2C=CC=C3)NC(=O)[C@H](CCCCCCCC)NC(=O)[C@H](CC(O)=O)NC(=O)[C@H](C)NC(=O)[C@@H]2CC3CCCCC3N2C1=O)C(=O)N[C@@H](CCCCNC(=O)CCOCCOCCOCCOCCOCCOCCOCCOCCOCCOCCOCCOCCOCCOCCOCCOCCOCCOCCOCCOCCOCCOCCC(=O)NCCCC[C@H](NC(=O)[C@@H]1CCSCCCCCSCC[C@H](NC(=O)[C@@]([H])(NC(=O)[C@@H](NC(=O)[C@H](CC2=CNC=N2)NC(=O)[C@@]([H])(NC(C)=O)[C@@H](C)CC)C(C)C)[C@@H](C)O)C(=O)N2C3CCCCC3C[C@H]2C(=O)N[C@@H](C)C(=O)N[C@@H](CC(O)=O)C(=O)N[C@@H](CCCCCCCC)C(=O)N[C@@H](CC2=CNC3=C2C=CC=C3)C(=O)N[C@@H](CC(O)=O)C(=O)N[C@@H](CC2=CNC3=C2C=CC=C3)C(=O)N1)C(=O)N[C@H](CCCNC(N)=N)C(N)=O)C(=O)N[C@H](CCCNC(N)=N)C(N)=O						
444	D; 5216.39	X5Hcy-X13Hcy	Thioether	Hexane_Linker	PEG21DA; X14K; amide	---	AA++++
444	ac-I-H-V-T-Hcy-Oic-A-D-Ogl-W-D-W-Hcy-K-dR-am (SEQ ID NO:247)						
444	[H][C@](NC(=O)[C@@H](NC(=O)[C@H](CC1=CNC=N1)NC(=O)[C@@]([H])(NC(C)=O)[C@@H](C)CC)C(C)C)([C@@H](C)O)C(=O)N[C@H]1CCSCCCCCCSCC[C@H](NC(=O)[C@H](CC2=CNC3=C2C=CC=C3)NC(=O)[C@H](CC(O)=O)NC(=O)[C@H](CC2=CNC3=C2C=CC=C3)NC(=O)[C@H](CCCCCCCC)NC(=O)[C@H](CC(O)=O)NC(=O)[C@H](C)NC(=O)[C@@H]2CC3CCCCC3N2C1=O)C(=O)N[C@@H](CCCCNC(=O)CCOCCOCCOCCOCCOCCOCCOCCOCCOCCOCCOCCOCCOCCOCCOCCOCCOCCOCCOCCOCCOCCOCCC(=O)NCCCC[C@H](NC(=O)[C@@H]1CCSCCCCCCSCC[C@H](NC(=O)[C@@]([H])(NC(=O)[C@@H](NC(=O)[C@H](CC2=CNC=N2)NC(=O)[C@@]([H])(NC(C)=O)[C@@H](C)CC)C(C)C)[C@@H](C)O)C(=O)N2C3CCCCC3C[C@H]2C(=O)N[C@@H](C)C(=O)N[C@@H](CC(O)=O)C(=O)N[C@@H](CCCCCCCC)C(=O)N[C@@H](CC2=CNC3=C2C=CC=C3)C(=O)N[C@@H](CC(O)=O)C(=O)N[C@@H](CC2=CNC3=C2C=CC=C3)C(=O)N1)C(=O)N[C@H](CCCNC(N)=N)C(N)=O)C(=O)N[C@H](CCCNC(N)=N)C(N)=O						
445	M; 2062.53	X5Cys-X13Cys	Thioether	Pentane_Linker	---	---	AA+++
445	ac-I-H-V-T-C-Oic-A-D-Ogl-W-D-W-C-K-dR-am (SEQ ID NO:248)						
445	[H]NCCCC[C@H](NC(=O)[C@@H]1CSCCCCCSC[C@H](NC(=O)[C@@]([H])(NC(=O)[C@@H](NC(=O)[C@H](CC2=CNC=N2)NC(=O)[C@@]([H])(NC(C)=O)[C@@H](C)CC)C(C)C)[C@@H](C)O)C(=O)N2C3CCCCC3C[C@H]2C(=O)N[C@@H](C)C(=O)N[C@@H](CC(O)=O)C(=O)N[C@@H](CCCCCCCC)C(=O)N[C@@H](CC2=CNC3=C2C=CC=C3)C(=O)N[C@@H](CC(O)=O)C(=O)N[C@@H](CC2=CNC3=C2C=CC=C3)C(=O)N1)C(=O)N[C@H](CCCNC(N)=N)C(N)=O						

FIGURE 1.127

C#	Monomer (M) or Dimer (D) & MW (Daltons)	Cyclization Positions	Cyclization Chemical Bond	Cyclization Linker	Dimerization: Linker, Position, Chemical Bond	Stability Assays (SGF; SIF)	IC50 HEK Blue IL-17assays (AA, AF, FF)
446	M; 2076.56	X5Cys-X13Cys	Thioether	Hexane_Linker	---	---	AA+++
446	ac-I-H-V-T-C-Oic-A-D-Ogl-W-D-W-C-K-dR-am (SEQ ID NO:248)						
446	[H]NCCCC[C@H](NC(=O)[C@@H]1CSCCCCCCSC[C@H](NC(=O)[C@@]([H])(NC(=O)[C@@H](NC(=O)[C@H](CC2=CNC=N2)NC(=O)[C@@]([H])(NC(C)=O)[C@@H](C)CC)C(C)C)[C@@H](C)O)C(=O)N2C3CCCCC3C[C@H]2C(=O)N[C@@H](C)C(=O)N[C@@H](CC(O)=O)C(=O)N[C@@H](CCCCCCCC)C(=O)N[C@@H](CC2=CNC3=C2C=CC=C3)C(=O)N[C@@H](CC(O)=O)C(=O)N[C@@H](CC2=CNC3=C2C=CC=C3)C(=O)N1)C(=O)N[C@H](CCCNC(N)=N)C(N)=O						
447	M; 2090.58	X5Hcy-X13Cys	Thioether	Hexane_Linker	---	---	AA++++
447	ac-I-H-V-T-Hcy-Oic-A-D-Ogl-W-D-W-C-K-dR-am (SEQ ID NO:249)						
447	[H]NCCCC[C@H](NC(=O)[C@@H]1CSCCCCCCSCC[C@H](NC(=O)[C@@]([H])(NC(=O)[C@@H](NC(=O)[C@H](CC2=CNC=N2)NC(=O)[C@@]([H])(NC(C)=O)[C@@H](C)CC)C(C)C)[C@@H](C)O)C(=O)N2C3CCCCC3C[C@H]2C(=O)N[C@@H](C)C(=O)N[C@@H](CC(O)=O)C(=O)N[C@@H](CCCCCCCC)C(=O)N[C@@H](CC2=CNC3=C2C=CC=C3)C(=O)N[C@@H](CC(O)=O)C(=O)N[C@@H](CC2=CNC3=C2C=CC=C3)C(=O)N1)C(=O)N[C@H](CCCNC(N)=N)C(N)=O						
448	D; 5188.34	X5Hcy-X13Cys	Thioether	Hexane_Linker	PEG21DA; X14K; amide	---	AA++++
448	ac-I-H-V-T-Hcy-Oic-A-D-Ogl-W-D-W-C-K-dR-am (SEQ ID NO:249)						
448	[H]C(NC(=O)C(NC(=O)C(CC1=CNC=N1)NC(=O)C([H])(NC(C)=O)C(C)CC)C(C)C)(C(C)O)C(=O)NC1CCSCCCCCCSCC(NC(=O)C(CC2=CNC3=C2C=CC=C3)NC(=O)C(CC(O)=O)NC(=O)C(CC2=CNC3=C2C=CC=C3)NC(=O)C(CCCCCCCC)NC(=O)C(CC(O)=O)NC(=O)C(C)NC(=O)C2CC3CCCCC3N2C1=O)C(=O)NC(CCCCNC(=O)CCOCCOCCOCCOCCOCCOCCOCCOCCOCCOCCOCCOCCOCCOCCOCCOCCOCCOCCOCCOCCC(=O)NCCCCC(NC(=O)C1CSCCCCCCSCCC(NC(=O)C([H])(NC(=O)C(NC(=O)C(CC2=CNC=N2)NC(=O)C([H])(NC(C)=O)C(C)CC)C(C)C)C(C)O)C(=O)N2C3CCCCC3CC2C(=O)NC(C)C(=O)NC(CC(O)=O)C(=O)NC(CCCCCCCC)C(=O)NC(CC2=CNC3=C2C=CC=C3)C(=O)NC(CC(O)=O)C(=O)NC(CC2=CNC3=C2C=CC=C3)C(=O)N1)C(=O)NC(CCCNC(N)=N)C(N)=O)C(=O)NC(CCCNC(N)=N)C(N)=O						
449	D; 5508.62	X5Hcy-X13Hcy	Thioether	EButene_Linker	PEG21DA; X14K; amide	---	AA+++
449	ac-I-LysNs-V-T-Hcy-Oic-A-D-Ogl-W-D-W-Hcy-K-dR-am (SEQ ID NO:321)						
449	[H][C@](NC(=O)[C@@H](NC(=O)[C@H](CCCCNS(=O)(=O)C1=C(C=CC=C1)[N+]([O-])=O)NC(=O)[C@@]([H])(NC(C)=O)[C@@H](C)CC)C(C)C)([C@@H](C)O)C(=O)N[C@H]1CCSC\C=C\CSCC[C@H](NC(=O)[C@H](CC2=CNC3=C2C=CC=C3)NC(=O)[C@H](CC(O)=O)NC(=O)[C@H](CC2=CNC3=C2C=CC=C3)NC(=O)[C@H](CCCCCCCC)NC(=O)[C@H](CC(O)=O)NC(=O)[C@H](C)NC(=O)[C@@H]2CC3CCCCC3N2C1=O)C(=O)N[C@@H](CCCCNC(=O)CCOCCOCCOCCOCCOCCOCCOCCOCCOCCOCCOCCOCCOCCOCCOCCOCCOCCOCCOCCOCCC(=O)NCCCC[C@H](NC(=O)[C@@H]1CCSC\C=C\CSCC[C@H](NC(=O)[C@@]([H])(NC(=O)[C@@H](NC(=O)[C@H](CCCCNS(=O)(=O)C2=C(C=CC=C2)[N+]([O-])=O)NC(=O)[C@@]([H])(NC(C)=O)[C@@H](C)CC)C(C)C)[C@@H](C)O)C(=O)N2C3CCCCC3C[C@H]2C(=O)N[C@@H](C)C(=O)N[C@@H](						

FIGURE 1.128

C#	Monomer (M) or Dimer (D) & MW (Daltons)	Cyclization Positions	Cyclization Chemical Bond	Cyclization Linker	Dimerization: Linker, Position, Chemical Bond	Stability Assays (SGF; SIF)	IC50 HEK Blue IL-17assays (AA, AF, FF)
	CC(O)=O)C(=O)N[C@@H](CCCCCCCC)C(=O)N[C@@H](CC2=CNC3=C2C=CC=C3)C(=O)N[C@@H](CC(O)=O)C(=O)N[C@@H](CC2=CNC3=C2C=CC=C3)C(=O)N1)C(=O)N[C@H](CCCNC(N)=N)C(N)=O)C(=O)N[C@H](CCCNC(N)=N)C(N)=O						
450	M; 2012.436	X5O3S_Reduced - X13O3S_Reduced	Carbon-carbon single bond	---	---	---	AA+++
450	ac-I-H-V-T-O3S_Reduced-Oic-A-D-Ogl-W-D-W-O3S_Reduced-K-dR-am (SEQ ID NO:275)						
450	[H]C[C@@H]1NC(=O)[C@@H]2C[C@]3([H])CCCC[C@]3([H])N2C(=O)[C@H](CCCCCCCC[C@H](NC(=O)[C@H](CC2=CNC3=CC=CC=C23)NC(=O)[C@H](CC(O)=O)NC(=O)[C@H](CC2=CNC3=CC=CC=C23)NC(=O)[C@H](CCCCCCCC)NC(=O)[C@H](CC(O)=O)NC1=O)C(=O)N[C@@H](CCCCN[H])C(=O)N[C@H](CCCNC(N)=N)C(N)=O)NC(=O)[C@@H](NC(=O)[C@@H](NC(=O)[C@H](CC1=CN=CN1)NC(=O)[C@@H](NC(=O)C[H])[C@@H](C)CC)C(C)C)[C@@H](C)O						
451	M; 2004.453	X5O3S_Reduced - X13O3S_Reduced	Carbon-carbon single bond	---	---	---	AA+++
451	ac-I-Hse-Tba-T-O3S_Reduced-Oic-A-D-Ogl-W-D-W-O3S_Reduced-K-dR-am (SEQ ID NO:257)						
451	[H]C[C@@H]1NC(=O)[C@@H]2C[C@]3([H])CCCC[C@]3([H])N2C(=O)[C@H](CCCCCCCC[C@H](NC(=O)[C@H](CC2=CNC3=CC=CC=C23)NC(=O)[C@H](CC(O)=O)NC(=O)[C@H](CC2=CNC3=CC=CC=C23)NC(=O)[C@H](CCCCCCCC)NC(=O)[C@H](CC(O)=O)NC1=O)C(=O)N[C@@H](CCCCN[H])C(=O)N[C@H](CCCNC(N)=N)C(N)=O)NC(=O)[C@@H](NC(=O)[C@H](CC(C)(C)C)NC(=O)[C@H](CCO)NC(=O)[C@@H](NC(=O)C[H])[C@@H](C)CC)[C@@H](C)O						
452	M; 2002.437	X5O3S-X13O3S	Carbon-carbon double bond	---	---	---	AA+++
452	ac-I-Hse-Tba-T-O3S-Oic-A-D-Ogl-W-D-W-O3S-K-dR-am (SEQ ID NO:322)						
452	[H]C[C@@H]1NC(=O)[C@@H]2C[C@]3([H])CCCC[C@]3([H])N2C(=O)[C@H](CCC\C=C/CCC[C@H](NC(=O)[C@H](CC2=CNC3=CC=CC=C23)NC(=O)[C@H](CC(O)=O)NC(=O)[C@H](CC2=CNC3=CC=CC=C23)NC(=O)[C@H](CCCCCCCC)NC(=O)[C@H](CC(O)=O)NC1=O)C(=O)N[C@@H](CCCCN[H])C(=O)N[C@H](CCCNC(N)=N)C(N)=O)NC(=O)[C@@H](NC(=O)[C@H](CC(C)(C)C)NC(=O)[C@H](CCO)NC(=O)[C@@H](NC(=O)C[H])[C@@H](C)CC)[C@@H](C)O						
453	M; 2026.419	X5O3S_Reduced - X13O3S_Reduced	Carbon-carbon single bond	---	---	SGF++++; SIF++++	AA+++
453	ac-I-H-Tba-T-O3S_Reduced-Oic-A-D-Ogl-W-D-W-O3S_Reduced-N-dR-am (SEQ ID NO:323)						
453	[H]C[C@@H]1NC(=O)[C@@H]2C[C@]3([H])CCCC[C@]3([H])N2C(=O)[C@H](CCCCCCCC[C@H](NC(=O)[C@H](CC2=CNC3=CC=CC=C23)NC(=O)[C@H](CC(O)=O)NC(=O)[C@H](CC2=CNC3=CC=CC=C23)NC(=O)[C@H](CCCCCCCC)NC(=O)[C@H](CC(O)=O)NC1=O)C(=O)N[C@@H](CCCCN[H])C(=O)N[C@H](CCCNC(N)=N)C(N)=O)NC(=O)[C@@H](NC(=O)[C@H](CC(C)(C)C)NC(=O)[C@H](CCO)NC(=O)[C@@H](NC(=O)C[H])[C@@H](C)CC)[C@@H](C)O						

FIGURE 1.129

C#	Monomer (M) or Dimer (D) & MW (Daltons)	Cyclization Positions	Cyclization Chemical Bond	Cyclization Linker	Dimerization: Linker, Position, Chemical Bond	Stability Assays (SGF; SIF)	IC50 HEK Blue IL-17assays (AA, AF, FF)
	CC(N)=O)C(=O)N[C@H](CCCNC(N)=N)C(N)=O)NC(=O)[C@@H](NC(=O)[C@H](CC(C)(C)C)NC(=O)[C@H](CC1=CN=CN1)NC(=O)[C@@H](NC(=O)C[H])[C@@H](C)CC)[C@@H](C)O						
454	M; 2026.419	X5O4S_Reduced-X13O3S_Reduced	Carbon-carbon single bond	---	---	SGF++++; SIF++++	AA+++
454	ac-I-H-Tba-T-O4S_Reduced-Oic-A-D-Ogl-W-D-W-O3S_Reduced-N-dR-am						
454	[H]C[C@@H]1NC(=O)[C@@H]2C[C@]3([H])CCCC[C@]3([H])N2C(=O)[C@H](CCCCCCCC[C@H](NC(=O)[C@H](CC2=CNC3=CC=CC=C23)NC(=O)[C@H](CC(O)=O)NC(=O)[C@H](CC2=CNC3=CC=CC=C23)NC(=O)[C@H](CCCCCCCC)NC(=O)[C@H](CC(O)=O)NC1=O)C(=O)N[C@@H](CC(N)=O)C(=O)N[C@H](CCCNC(N)=N)C(N)=O)NC(=O)[C@@H](NC(=O)[C@H](CC(C)(C)C)NC(=O)[C@H](CC1=CN=CN1)NC(=O)[C@@H](NC(=O)C[H])[C@@H](C)CC)[C@@H](C)O						
455	D; 5012.045	X5O3S-X13O3S	Carbon-carbon double bond	---	PEG21DA; X14K; amide	SGF+; SIF++++	AA+++
455	ac-I-Hse-Tba-T-O3S-Oic-A-D-Ogl-W-D-W-O3S-K-dR-am (SEQ ID NO:322)						
455	[H]C[C@@H]1NC(=O)[C@@H]2C[C@]3([H])CCCC[C@]3([H])N2C(=O)[C@H](CCCC=CCCC[C@H](NC(=O)[C@H](CC2=CNC3=CC=CC=C23)NC(=O)[C@H](CC(O)=O)NC(=O)[C@H](CC2=CNC3=CC=CC=C23)NC(=O)[C@H](CCCCCCCC)NC(=O)[C@H](CC(O)=O)NC1=O)C(=O)N[C@@H](CCCCNC(=O)CCOCCOCCOCCOCCOCCOCCOCCOCCOCCOCCOCCOCCOCCOCCOCCOCCOCCOCCOCCOCCOCCC(=O)NCCCC[C@H](NC(=O)[C@@H]1CCC\C=C/CCC[C@H](NC(=O)[C@@H](NC(=O)[C@H](CC(C)(C)C)NC(=O)[C@H](CCO)NC(=O)[C@@H](NC(=O)C[H])[C@@H](C)CC)[C@@H](C)O)C(=O)N2[C@@H](C[C@]3([H])CCCC[C@]23[H])C(=O)N[C@@H](C[H])C(=O)N[C@@H](CC(O)=O)C(=O)N[C@@H](CCCCCCCC)C(=O)N[C@@H](CC2=CNC3=CC=CC=C23)C(=O)N[C@@H](CC(O)=O)C(=O)N[C@@H](CC2=CNC3=CC=CC=C23)C(=O)N1)C(=O)N[C@H](CCCNC(N)=N)C(N)=O)C(=O)N[C@H](CCCNC(N)=N)C(N)=O)NC(=O)[C@@H](NC(=O)[C@H](CC(C)(C)C)NC(=O)[C@H](CCO)NC(=O)[C@@H](NC(=O)C[H])[C@@H](C)CC)[C@@H](C)O						
456	M; 2175.65	X5Hhc-X13Hhc	Disulfide	---	---	SGF++++; SIF++++	AA++++
456	ac-I-I-H-Tba-T-Hhc-Oic-A-D-Ogl-W-D-W-Hhc-N-dR-am (SEQ ID NO:717)						
456	[H]NC(=O)C[C@H](NC(=O)[C@@H]1CCCSSCCC[C@H](NC(=O)[C@@]([H])(NC(=O)[C@H](CC(C)(C)C)NC(=O)[C@H](CC2=CN([H])C=N2)NC(=O)[C@@]([H])(NC(=O)[C@@]([H])(NC(C)=O)[C@@H](C)CC)[C@@H](C)CC)[C@@H](C)O[H])C(=O)N2C3CCCCC3C[C@H]2C(=O)N[C@@H](C)C(=O)N[C@@H](CC(O)=O)C(=O)N[C@@H](CCCCCCCC)C(=O)N[C@@H](CC2=CN([H])C3=C2C=CC=C3)C(=O)N[C@@H](CC(O)=O)C(=O)N[C@@H](CC2=CN([H])C3=C2C=CC=C3)C(=O)N1)C(=O)N[C@H](CCCN=C(N)N[H])C(N)=O						
457	M; 2131.54	X5Hhc-X13Hhc	Disulfide	---	---	---	AA++++; FF+++
457	ac-I-2Pal-Tba-T-Hhc-Oic-A-Gla-Ogl-W-D-W-Hhc-N-dR-am (SEQ ID NO:324)						
457	[H]NC(=O)C[C@H](NC(=O)[C@@H]1CCCSSCCC[C@H](NC(=O)[C@@]([H])(NC(=O)[C@H](CC(C)(C)C)NC(=O)[C@H](CC2=NC=CC=C2)NC(=O)[C@@]([H])(NC(C)=O)[C@@H](C)CC)[C@@H](C)O[H])C(=O)N2C3CCCCC3C[C@H]2C(=O)N[C@@H](C)C(=O)N[C@@H](CC(C(O)=O)						

FIGURE 1.130

C#	Monomer (M) or Dimer (D) & MW (Daltons)	Cyclization Positions	Cyclization Chemical Bond	Cyclization Linker	Dimerization: Linker, Position, Chemical Bond	Stability Assays (SGF; SIF)	IC50 HEK Blue IL-17assays (AA, AF, FF)
	C(=O)N[C@@H](CCCCCCCC)C(=O)N[C@@H](CC2=CN([H])C3=C2C=CC=C3)C(=O)N[C@@H](CC(O)=O)C(=O)N[C@@H](CC2=CN([H])C3=C2C=CC=C3)C(=O)N1)C(O)=O)C(=O)N[C@H](CCCN=C(N)N[H])C(N)=O						
458	M; 2097.53	X5Hhc-X13Hhc	Disulfide	---	---	---	AA++++; FF+
458	ac-I-Orn-Tba-T-Hhc-Oic-A-Gla-Ogl-W-D-W-Hhc-N-dR-am (SEQ ID NO:325)						
458	[H]NCCC[C@H](NC(=O)[C@@]([H])(NC(C)=O)[C@@H](C)CC)C(=O)N[C@@H](CC(C)(C)C)C(=O)N[C@@]([H])([C@@H](C)O[H])C(=O)N[C@H]1CCCSSCCC[C@H](NC(=O)[C@H](CC2=CN([H])C3=C2C=CC=C3)NC(=O)[C@H](CC(O)=O)NC(=O)[C@H](CC2=CN([H])C3=C2C=CC=C3)NC(=O)[C@H](CCCCCCCC)NC(=O)C(C[C@H](NC(=O)[C@H](C)NC(=O)[C@@H]2CC3CCCCC3N2C1=O)C(O)=O)C(O)=O)C(=O)N[C@@H](CC(=O)N[H])C(=O)N[C@H](CCCN=C(N)N[H])C(N)=O						
459	M; 2200.61	X5Hhc-X13Hhc	Disulfide	---	---	SGF+; SIF++++	AA++++
459	ac-I-H-Tba-T-Hhc-Oic-H-Gla-Ogl-W-E-W-Hhc-N-dR-am (SEQ ID NO:326)						
459	[H]NC(=O)C[C@H](NC(=O)[C@@H]1CCCSSCCC[C@H](NC(=O)[C@@]([H])(NC(=O)[C@H](CC(C)(C)C)NC(=O)[C@H](CC2=CN([H])C=N2)NC(=O)[C@@]([H])(NC(C)=O)[C@@H](C)CC)[C@@H](C)O[H])C(=O)N2C3CCCCC3C[C@H]2C(=O)N[C@@H](CC2=CN([H])C=N2)C(=O)N[C@@H](CC(C(O)=O)C(=O)N[C@@H](CCCCCCCC)C(=O)N[C@@H](CC2=CN([H])C3=C2C=CC=C3)C(=O)N[C@@H](CCC(O)=O)C(=O)N[C@@H](CC2=CN([H])C3=C2C=CC=C3)C(=O)N1)C(O)=O)C(=O)N[C@H](CCCN=C(N)N[H])C(N)=O						
460	M; 2082.527	X5O3S_Reduced - X13O3S_Reduced	Carbon-carbon single bond	---	---	SGF++++; SIF++++	AA+++
460	ac-I-H-Tba-T-O3S_reduced-Oic-A-D-Ogl-W-D-W-O3S_reduced-Lys_Ac-dR-am (SEQ ID NO:327)						
460	[H]CC(=O)NCCCC[C@H](NC(=O)[C@@H]1CCCCCCCC[C@H](NC(=O)[C@@]([H])(NC(=O)[C@H](CC(C)(C)C)NC(=O)[C@H](CC2=CN([H])C=N2)NC(=O)[C@@]([H])(NC(C)=O)[C@@H](C)CC)[C@@H](C)O[H])C(=O)N2C3CCCCC3C[C@H]2C(=O)N[C@@H](C)C(=O)N[C@@H](CC(O)=O)C(=O)N[C@@H](CCCCCCCC)C(=O)N[C@@H](CC2=CN([H])C3=C2C=CC=C3)C(=O)N[C@@H](CC(O)=O)C(=O)N[C@@H](CC2=CN([H])C3=C2C=CC=C3)C(=O)N1)C(=O)N[C@H](CCCN=C(N)N[H])C(N)=O						
461	M; 2157.58	X5Hcy-X13Hcy	Thioether	EButene_Linker	---	SGF+; SIF++++	AA++++
461	ac-I-3Pal-Tba-T-Hcy-Oic-A-Gla-Ogl-W-D-W-Hcy-N-dR-am (SEQ ID NO:328)						
461	[H]NC(=O)C[C@H](NC(=O)[C@@H]1CCSC\C=C\CSCC[C@H](NC(=O)[C@@]([H])(NC(=O)[C@H](CC(C)(C)C)NC(=O)[C@H](CC2=CN=CC=C2)NC(=O)[C@@]([H])(NC(C)=O)[C@@H](C)CC)[C@@H](C)O[H])C(=O)N2C3CCCCC3C[C@H]2C(=O)N[C@@H](C)C(=O)N[C@@H](CC(C(O)=O)C(=O)N[C@@H](CCCCCCCC)C(=O)N[C@@H](CC2=CN([H])C3=C2C=CC=C3)C(=O)N[C@@H](CC(O)=O)C(=O)N[C@@H](CC2=CN([H])C3=C2C=CC=C3)C(=O)N1)C(O)=O)C(=O)N[C@H](CCCN=C(N)N[H])C(N)=O						
462	M; 2157.58	X5Hcy-X13Hcy	Thioether	EButene_Linker	---	---	AA++++; FF+

FIGURE 1.131

C#	Monomer (M) or Dimer (D) & MW (Daltons)	Cyclization Positions	Cyclization Chemical Bond	Cyclization Linker	Dimerization: Linker, Position, Chemical Bond	Stability Assays (SGF; SIF)	IC50 HEK Blue IL-17assays (AA, AF, FF)
462	ac-I-2Pal-Tba-T-Hcy-Oic-A-Gla-Ogl-W-D-W-Hcy-N-dR-am (SEQ ID NO:329)						
462	[H]NC(=O)C[C@@H](NC(=O)[C@@H]1CCSC\C=C\CSCC[C@H](NC(=O)[C@@](N[H])C(=O)[C@@H](C)O[H])C(=O)N2C3CCCCC3C[C@H]2C(=O)N[C@@H](CC(C(C2)NC(=O)[C@@](N[H])(NC(C)=O)[C@@H](C)CC)[C@@H](C)O[H])C(=O)N[C@@H](CC(C(O)=O)C(=O)N[C@@H](CCCCCCCC)C(=O)N[C@@H](CC2=CN([H])C3=C2C=CC=C3)C(=O)N1)C(O)=O)C(=O)N[C@H](CCCN=C(N)N[H])C(N)=O				
463	M; 2199.62	X5Hcy-X13Hcy	Thioether	EButene_Linker	---	SGF+; SIF++++	AA++++
463	ac-I-Phe_4Ad-Tba-T-Hcy-Oic-A-Gla-Ogl-W-D-W-Hcy-N-dR-am (SEQ ID NO:330)						
463	[H]NC(=O)C[C@H](NC(=O)[C@@H]1CCSC\C=C\CSCC[C@H](NC(=O)[C@@](N[H])(NC(=O)[C@H](CC(C)C)NC(=O)[C@H](CC2=CC=C(C=C2)C(N)=O)NC(=O)[C@@](N[H])(NC(C)=O)[C@@H](C)CC)[C@@H](C)O[H])C(=O)N2C3CCCCC3C[C@H]2C(=O)N[C@@H](CC(C(O)=O)C(=O)N[C@@H](CCCCCCCC)C(=O)N[C@@H](CC2=CN([H])C3=C2C=CC=C3)C(=O)N[C@@H](CC(O)=O)C(=O)N[C@@H](CC2=CN([H])C3=C2C=CC=C3)C(=O)N1)C(O)=O)C(=O)N[C@H](CCCN=C(N)N[H])C(N)=O				
464	D; 6560.02	---	---	---	PEG21DA; X14K; amide	SGF+; SIF++++	AA+++
464	ac-I-H-V-T-Lys_Ac-Oic-Lys_1PEG2_1PEG2_IsoGlu_Palm-D-Ogl-W-D-W-C-K-dR-am (SEQ ID NO:331)						
464	[H]CC(=O)NCCC[C@@H](NC(=O)[C@@H](NC(=O)[C@@H](CC1=CN=CN1)NC(=O)[C@@H](NC(=O)C[H])[C@@H](C)CC)C(C)C)[C@@H](C)O)C(=O)N1[C@@H](C[C@@]2([H])CCCC[C@]12[H])C(=O)N[C@@H](CCCCNC(=O)COCCOCCNC(=O)CCOCCOCCNC(=O)C[C@@H](NC(=O)CCCCCCCCCCCCCC)C(O)=O)C(=O)N[C@@H](CC(O)=O)C(=O)N[C@@H](CCCCCCCC)C(=O)N[C@@H](CC1=CNC2=CC=CC=C12)C(=O)N[C@@H](CCCCCNC(=O)COCCOCCOCCNC(=O)CCOCCOCCNC(=O)C[C@@H](CS[H])NC(=O)[C@@H](CC1=CNC2=CC=CC=C12)NC(=O)[C@H](CC(O)=O)NC(=O)C[C@H](CCCCNC(=O)COCCOCCNC(=O)CC[C@H](NC(=O)C[C@H](CC1=CNC2=CC=CC=C12)NC(=O)[C@H](CCCCCCCCCCCCCC)C(O)=O)NC(=O)[C@@H]1C[C@@]2([H])CCCC[C@]2([H])N1C(=O)[C@H](CCCCNC(=O)C[H])NC(=O)[C@@H](NC(=O)[C@H](CC1=CN=CN1)NC(=O)[C@@H](NC(=O)C[H])[C@@H](C)CC)C(C)C)C(C)C)[C@@H](C)O)C(=O)N[C@H](CCCNC(N)=N)C(N)=O)C(=O)N[C@H](CCCNC(N)=N)C(N)=O				
465	D: 5296.33	X5Lys_Ac-X13Cys	Thioether	---	PEG21DA; X14K; amide	---	AA++++
465	ac-I-H-V-T-Lys_Ac-Oic-R-D-Ogl-W-D-W-C-K-dR-am (SEQ ID NO:332)						
465	[H]CC(=O)N[C@@H]([C@@H](C)CC)C(=O)N[C@@H](CC1=CN=CN1)C(=O)N[C@@H](C(C)C)C(=O)N[C@@H](C)O)C(=O)N[C@H]1CCCNC(=O)CSC[C@H](NC(=O)[C@H](CC2=CNC3=CC=CC=C23)NC(=O)[C@H](CC(O)=O)NC(=O)[C@H](CC2=CNC3=CC=CC=C23)NC(=O)[C@H](CCCCCCCC)NC(=O)[C@H](CC(O)=O)NC(=O)[C@H](CCCNC(N)=N)NC(=O)[C@@H]2C[C@]3([H])CCCC[C@]3([H])N2C1=O)C(=O)N[C@@H](CCCCNC(=O)CCOCCOCCOCCOCCNC(=O)CCOCCOCCOCCOCCNC(=O)C[C@@H](NC(=O)C[C@H](CC2=CN=CN2)NC(=O)[C@@H](NC(=O)C[H])[C@@H](C)CC)C(C)C)[C@@H](C)O)C(=O)N2[C@@H](C[C@]3([H])CCCC[C@]23[H])C(=O)N[C@@H](CCCNC(N)=N)C(=O)N[C@@H](CC(O)=O)C(=O)N[C@@H](C				

FIGURE 1.132

C#	Monomer (M) or Dimer (D) & MW (Daltons)	Cyclization Positions	Cyclization Chemical Bond	Cyclization Linker	Dimerization: Linker, Position, Chemical Bond	Stability Assays (SGF; SIF)	IC50 HEK Blue IL-17assays (AA, AF, FF)
	CCCCCCC)C(=O)N[C@@H](CC2=CNC3=CC=CC=C23)C(=O)N[C@@H](CC(O)=O)C(=O)N[C@@H](CC2=CNC3=CC=CC=C23)C(=O)N1)C(=O)N[C@H](CCCNC(N)=N)C(N)=O)C(=O)N[C@H](CCCNC(N)=N)C(N)=O						
466	D; 5152.19	X5Lys_Ac-X13Cys	Thioether	---	PEG21DA; X14K; amide	---	AA++++
466	ac-I-H-V-T-Lys_Ac-Oic-A-D-Ogl-W-Q-W-C-K-dR-am (SEQ ID NO:333)						
466	[H]C[C@@H]1NC(=O)[C@@H]2C[C@]3([H])CCCC[C@]3([H])N2C(=O)[C@H](CCCCNC(=O)CSC[C@H](NC(=O)[C@H](CC2=CNC3=CC=CC=C23)NC(=O)[C@H](CCC(N)=O)NC(=O)[C@H](CC2=CNC3=CC=CC=C23)NC(=O)[C@H](CCCCCCCC)NC(=O)[C@H](CC(O)=O)NC1=O)C(=O)N[C@@H](CCCCNC(=O)CCOCCOCCOCCOCCOCCOCCOCCOCCOCCOCCOCCOCCOCCOCCOCCOCCOCCOCCOCCOCCOCCC(=O)NCCCC[C@H](NC(=O)[C@@H]1CSCC(=O)NCCCC[C@H](NC(=O)[C@@H](NC(=O)[C@@H](NC(=O)[C@H](CC2=CN=CN2)NC(=O)[C@@H](NC(=O)C[H])[C@@H](C)CC)C(C)C)[C@@H](C)O)C(=O)N2[C@@H](C[C@]3([H])CCCC[C@]23[H])C(=O)N[C@@H](C[H])C(=O)N[C@@H](CC(O)=O)C(=O)N[C@@H](CCCCCCC)C(=O)N[C@@H](CC2=CNC3=CC=CC=C23)C(=O)N[C@@H](CCC(N)=O)C(=O)N[C@@H](CC2=CNC3=CC=CC=C23)C(=O)N1)C(=O)N[C@H](CCCNC(N)=N)C(N)=O)C(=O)N[C@H](CCCNC(N)=N)C(N)=O)NC(=O)[C@@H](NC(=O)[C@@H](NC(=O)[C@H](CC1=CN=CN1)NC(=O)[C@@H](NC(=O)C[H])[C@@H](C)CC)C(C)C)[C@@H](C)O						
467	D; 6674.15	X5Hcy-X13Cys	Thioether	EButene_Linker	PEG21DA; X14K; amide	---	AA++++
467	ac-I-H-V-T-Hcy-Oic-Lys_1PEG2_1PEG2_IsoGlu_C18_Diacid-D-Ogl-W-D-W-C-K-dR-am (SEQ ID NO:334)						
467	[H]CC(=O)N[C@@H]([C@@H](C)CC)C(=O)N[C@@H](CC1=CN=CN1)C(=O)N[C@@H](C(C)C)C(=O)N[C@@H]([C@@H](C)O)C(=O)N[C@H]1CCSC\C=C\CSC[C@H](NC(=O)[C@H](CC2=CNC3=CC=CC=C23)NC(=O)[C@H](CC(O)=O)NC(=O)[C@H](CC2=CNC3=CC=CC=C23)NC(=O)[C@H](CCCCCCCC)NC(=O)[C@H](CC(O)=O)NC(=O)[C@H](CCCCNC(=O)COCCOCCNC(=O)COCCOCCNC(=O)CC[C@H](NC(=O)CCCCCCCCCCCCCCCCC(O)=O)C(O)=O)NC(=O)[C@@H]2C[C@]3([H])CCCC[C@]3([H])N2C1=O)C(=O)N[C@@H](CCCCNC(=O)CCOCCOCCOCCOCCOCCOCCOCCOCCOCCOCCOCCOCCOCCOCCOCCOCCOCCOCCOCCOCCC(=O)NCCCC[C@H](NC(=O)[C@@H]1CSC\C=C\CSCC[C@H](NC(=O)[C@@H](NC(=O)[C@@H](NC(=O)[C@H](CC2=CN=CN2)NC(=O)[C@@H](NC(=O)C[H])[C@@H](C)CC)C(C)C)[C@@H](C)O)C(=O)N2[C@@H](C[C@]3([H])CCCC[C@]23[H])C(=O)N[C@@H](CCCCNC(=O)COCCOCCNC(=O)COCCOCCNC(=O)CC[C@H](NC(=O)CCCCCCCCCCCCCCCCC(O)=O)C(O)=O)C(=O)N[C@@H](CC(O)=O)C(=O)N[C@@H](CCCCCCCC)C(=O)N[C@@H](CC2=CNC3=CC=CC=C23)C(=O)N[C@@H](CC(O)=O)C(=O)N[C@@H](CC2=CNC3=CC=CC=C23)C(=O)N1)C(=O)N[C@H](CCCNC(N)=N)C(N)=O)C(=O)N[C@H](CCCNC(N)=N)C(N)=O						
468	M; 2090.54	X5Hcy-X13Cys	Thioether	Hexane_Linker	---	SGF+; SIF++++	AA++++
468	ac-I-H-Tle-T-Hcy-Oic-A-D-Ogl-W-D-W-C-N-dR-am (SEQ ID NO:335)						
468	[H][C@](NC(=O)[C@@H](NC(=O)[C@H](CC1=CNC=N1)NC(=O)[C@@]([H])(NC(C)=O)[C@@H](C)CC)C(C)(C)C)([C@@H](C)O)C(=O)N[C@H]1CCSCCCCCCSC[C@H](NC(=O)[C@H](CC2=CNC3=C2C=CC=C3)NC(=O)[C@H](CC(O)=O)NC(=O)[C@H](CC2=CNC3=C2C=CC=C3)NC(=O)[C@H](CCCCCCCC)NC(=O)[C@H](CC(O)=O)NC(=O)[C@H](C)NC(=O)[C@@H]2CC3CCCCC3N2C1=O)C(=O)N[C@@H](CC(N)=O)C(=O)N[C@H](CCCNC(N)=N)C(N)=O						
469	M; 2152.61	X5Hcy-X13Hcy	Thioether	Propane_Linker	---	SGF++++; SIF++++	AA+++

FIGURE 1.133

C#	Monomer (M) or Dimer (D) & MW (Daltons)	Cyclization Positions	Cyclization Chemical Bond	Cyclization Linker	Dimerization: Linker, Position, Chemical Bond	Stability Assays (SGF; SIF)	IC50 HEK Blue IL-17assays (AA, AF, FF)
469	ac-I-H-Tba-T-Hcy-Oic-A-D-Ogl-Trp_7Phe-D-W-Hcy-N-dR-am (SEQ ID NO:336)						
469	[H][C@](NC(=O)[C@H](CC(C)(C)C)NC(=O)[C@H](CC1=CNC=N1)NC(=O)[C@@]([H])(NC(C)=O)[C@@H](C)CC)([C@@H](C)O)C(=O)N[C@H]1CCSCCCSCC[C@H](NC(=O)[C@H](CC2=CNC3=C2C=CC=C3)NC(=O)[C@H](CC(O)=O)NC(=O)[C@H](CC2=CNC3=C2C=CC=C3C2=CC=CC=C2)NC(=O)[C@H](CCCCCCCC)NC(=O)[C@H](CC(O)=O)NC(=O)[C@H](C)NC(=O)[C@@H]2CC3CCCCC3N2C1=O)C(=O)N[C@@H](CC(N)=O)C(=O)N[C@H](CCCNC(N)=N)C(N)=O						
470	M; 2166.64	X5Hcy-X13Cys	Thioether	Hexane_Linker	---	SGF++++; SIF++++	AA+++
470	ac-I-H-Tle-T-Hcy-Oic-A-D-Ogl-Trp_7Phe-D-W-C-N-dR-am (SEQ ID NO:337)						
470	[H][C@](NC(=O)[C@@H](NC(=O)[C@H](CC1=CNC=N1)NC(=O)[C@@]([H])(NC(C)=O)[C@@H](C)CC)C(C)(C)C)([C@@H](C)O)C(=O)N[C@H]1CCSCCCCCCSC[C@H](NC(=O)[C@H](CC2=CNC3=C2C=CC=C3)NC(=O)[C@H](CC(O)=O)NC(=O)[C@H](CC2=CNC3=C2C=CC=C3C2=CC=CC=C2)NC(=O)[C@H](CCCCCCCC)NC(=O)[C@H](CC(O)=O)NC(=O)[C@H](C)NC(=O)[C@@H]2CC3CCCCC3N2C1=O)C(=O)N[C@@H](CC(N)=O)C(=O)N[C@H](CCCNC(N)=N)C(N)=O						
471	M; 2138.58	X5Hcy-X13Hcy	Thioether	Propane_Linker	---	SGF++++; SIF++	AA++++
471	ac-I-H-Tle-T-Hcy-Oic-A-D-Ogl-Trp_7Phe-D-W-Hcy-N-dR-am (SEQ ID NO:338)						
471	[H][C@](NC(=O)[C@@H](NC(=O)[C@H](CC1=CNC=N1)NC(=O)[C@@]([H])(NC(C)=O)[C@@H](C)CC)C(C)(C)C)([C@@H](C)O)C(=O)N[C@H]1CCSCCCSCC[C@H](NC(=O)[C@H](CC2=CNC3=C2C=CC=C3)NC(=O)[C@H](CC(O)=O)NC(=O)[C@H](CC2=CNC3=C2C=CC=C3C2=CC=CC=C2)NC(=O)[C@H](CCCCCCCC)NC(=O)[C@H](CC(O)=O)NC(=O)[C@H](C)NC(=O)[C@@H]2CC3CCCCC3N2C1=O)C(=O)N[C@@H](CC(N)=O)C(=O)N[C@H](CCCNC(N)=N)C(N)=O						
472	D; 5188.34	X5Cys-X13Cys	Thioether	Pentane_Linker	PEG21DA; X14K; amide	SGF++; SIF+++	AA++++
472	ac-I-H-Tba-T-C-Oic-A-D-Ogl-W-D-W-C-K-dR-am (SEQ ID NO:254)						
472	[H][C@](NC(=O)[C@H](CC(C)(C)C)NC(=O)[C@H](CC1=CNC=N1)NC(=O)[C@@]([H])(NC(C)=O)[C@@H](C)CC)([C@@H](C)O)C(=O)N[C@H]1CSCCCCCSC[C@H](NC(=O)[C@H](CC2=CNC3=C2C=CC=C3)NC(=O)[C@H](CC(O)=O)NC(=O)[C@H](CC2=CNC3=C2C=CC=C3)NC(=O)[C@H](CCCCCCCC)NC(=O)[C@H](CC(O)=O)NC(=O)[C@H](C)NC(=O)[C@@H]2CC3CCCCC3N2C1=O)C(=O)N[C@@H](CCCCNC(=O)CCOCCOCCOCCOCCOCCOCCOCCOCCOCCOCCOCCOCCOCCOCCOCCOCCOCCOCCOCCOCCOCCOCCC(=O)NCCCC[C@H](NC(=O)[C@@H]1CSCCCCCSC[C@H](NC(=O)[C@@]([H])(NC(=O)[C@H](CC(C)(C)C)NC(=O)[C@H](CC2=CNC=N2)NC(=O)[C@@]([H])(NC(C)=O)[C@@H](C)CC)[C@@H](C)O)C(=O)N2C3CCCCC3C[C@H]2C(=O)N[C@@H](C)C(=O)N[C@@H](CC(O)=O)C(=O)N[C@@H](CCCCCCCC)C(=O)N[C@@H](CC2=CNC3=C2C=CC=C3)C(=O)N[C@@H](CC(O)=O)C(=O)N[C@@H](CC2=CNC3=C2C=CC=C3)C(=O)N1)C(=O)N[C@H](CCCNC(N)=N)C(N)=O)C(=O)N[C@H](CCCNC(N)=N)C(N)=O						
473	M; 2109.63	X5Hcy-X13Hcy	Thioether	Propane_Linker	---	---	AA+++
473	ac-I-Orn_Ac-Tba-T-Hcy-Oic-A-D-Ogl-W-D-W-Hcy-K-dR-am (SEQ ID NO:339)						

FIGURE 1.134

C#	Monomer (M) or Dimer (D) & MW (Daltons)	Cyclization Positions	Cyclization Chemical Bond	Cyclization Linker	Dimerization: Linker, Position, Chemical Bond	Stability Assays (SGF; SIF)	IC50 HEK Blue IL-17assays (AA, AF, FF)
473	[H]NCCCC[C@H](NC(=O)[C@@H]1CCSCCCSCC[C@H](NC(=O)[C@@]([H])(NC(=O)[C@H](CC(C)(C)C)NC(=O)[C@H](CCCNC(C)=O)NC(=O)[C@@]([H])(NC(C)=O)[C@@H](C)CC)[C@@H](C)O)C(=O)N2C3CCCCC3C[C@H]2C(=O)N[C@@H](C)C(=O)N[C@@H](CC(O)=O)C(=O)N[C@@H](CCCCCCCC)C(=O)N[C@@H](CC2=CNC3=C2C=CC=C3)C(=O)N[C@@H](CC(O)=O)C(=O)N[C@@H](CC2=CNC3=C2C=CC=C3)C(=O)N1)C(=O)N[C@H](CCCNC(N)=N)C(N)=O						
474	D; 5226.42	X5Hcy-X13Hcy	Thioether	Propane_Linker	PEG21DA; X14K; amide	SGF+; SIF++++	AA++++
474	ac-I-Orn_Ac-Tba-T-Hcy-Oic-A-D-Ogl-W-D-W-Hcy-K-dR-am (SEQ ID NO:339)						
474	[H][C@](NC(=O)[C@H](CC(C)(C)C)NC(=O)[C@H](CCCNC(C)=O)NC(=O)[C@@]([H])(NC(C)=O)[C@@H](C)CC)([C@@H](C)O)C(=O)N[C@H]1CCSCCCSCC[C@H](NC(=O)[C@H](CC2=CNC3=C2C=CC=C3)NC(=O)[C@H](CC(O)=O)NC(=O)[C@H](CC2=CNC3=C2C=CC=C3)NC(=O)[C@H](CCCCCCCC)NC(=O)[C@H](CC(O)=O)NC(=O)[C@H](C)NC(=O)[C@@H]2CC3CCCCC3N2C1=O)C(=O)N[C@@H](CCCCNC(=O)CCOCCOCCOCCOCCOCCOCCOCCOCCOCCOCCOCCOCCOCCOCCOCCOCCOCCOCCOCCOCCOCCC(=O)NCCCC[C@H](NC(=O)[C@@H]1CCSCCCSCC[C@H](NC(=O)[C@@]([H])(NC(=O)[C@H](CC(C)(C)C)NC(=O)[C@H](CCCNC(C)=O)NC(=O)[C@@]([H])(NC(C)=O)[C@@H](C)CC)[C@@H](C)O)C(=O)N2C3CCCCC3C[C@H]2C(=O)N[C@@H](C)C(=O)N[C@@H](CC(O)=O)C(=O)N[C@@H](CCCCCCCC)C(=O)N[C@@H](CC2=CNC3=C2C=CC=C3)C(=O)N[C@@H](CC(O)=O)C(=O)N[C@@H](CC2=CNC3=C2C=CC=C3)C(=O)N1)C(=O)N[C@H](CCCNC(N)=N)C(N)=O)C(=O)N[C@H](CCCNC(N)=N)C(N)=O						
475	M; 2121.55	X5Cys-X13Cys	Thioether	pXylene_Linker	---	SGF+; SIF++	AA+++
475	ac-I-3Pal-Tba-T-C-Oic-A-D-Ogl-W-D-W-C-N-dR-am (SEQ ID NO:340)						
475	[H]NC(=O)C[C@H](NC(=O)[C@@H]1CSCC2=CC=C(CSC[C@H](NC(=O)[C@@]([H])(NC(=O)[C@H](CC(C)(C)C)NC(=O)[C@H](CC3=CN=CC=C3)NC(=O)[C@@]([H])(NC(C)=O)[C@@H](C)CC)[C@@H](C)O[H])C(=O)N3C4CCCCC4C[C@H]3C(=O)N[C@@H](C)C(=O)N[C@@H](CC(O)=O)C(=O)N[C@@H](CCCCCCCC)C(=O)N[C@@H](CC3=CN([H])C4=C3C=CC=C4)C(=O)N[C@@H](CC(O)=O)C(=O)N[C@@H](CC3=CN([H])C4=C3C=CC=C4)C(=O)N1)C=C2)C(=O)N[C@H](CCCN=C(N)N[H])C(N)=O						
476	M; 2163.59	X5Cys-X13Cys	Thioether	pXylene_Linker	---	SGF+; SIF+++	AA+++
476	ac-I-Phe_4Ad-Tba-T-C-Oic-A-D-Ogl-W-D-W-C-N-dR-am (SEQ ID NO:341)						
476	[H]NC(=O)C[C@H](NC(=O)[C@@H]1CSCC2=CC=C(CSC[C@H](NC(=O)[C@@]([H])(NC(=O)[C@H](CC(C)(C)C)NC(=O)[C@H](CC3=CC=C(C=C3)C(N)=O)NC(=O)[C@@]([H])(NC(C)=O)[C@@H](C)CC)[C@@H](C)O[H])C(=O)N3C4CCCCC4C[C@H]3C(=O)N[C@@H](C)C(=O)N[C@@H](CC(O)=O)C(=O)N[C@@H](CCCCCCCC)C(=O)N[C@@H](CC3=CN([H])C4=C3C=CC=C4)C(=O)N[C@@H](CC(O)=O)C(=O)N[C@@H](CC3=CN([H])C4=C3C=CC=C4)C(=O)N1)C=C2)C(=O)N[C@H](CCCN=C(N)N[H])C(N)=O						
477	M; 2087.54	X5Cys-X13Cys	Thioether	pXylene_Linker	---	SGF++++; SIF+++	AA+++
477	ac-I-Orn-Tba-T-C-Oic-A-D-Ogl-W-D-W-C-N-dR-am (SEQ ID NO:342)						

FIGURE 1.135

C#	Monomer (M) or Dimer (D) & MW (Daltons)	Cyclization Positions	Cyclization Chemical Bond	Cyclization Linker	Dimerization: Linker, Position, Chemical Bond	Stability Assays (SGF; SIF)	IC50 HEK Blue IL-17assays (AA, AF, FF)
477	[H]NCCC[C@H](NC(=O)[C@@]([H])(NC(C)=O)[C@@H](C)CC)C(=O)N[C@@H](CC(C)(C)C)C(=O)N[C@@]([H])(C)O[H])C(=O)N[C@H]1CSCC2=CC=C(CSC[C@H](NC(=O)[C@H](CC3=CN([H])C4=C3CCCCCC4N3C1=O)C(=O)N[C@@H](CCC3CC=CC=C4)NC(=O)[C@H](CCCCCCCC)NC(=O)[C@H](CC(O)=O)NC(=O)[C@H](C)NC(=O)[C@H]3CC4CCCCC4N3C1=O)C(=O)N[C@@H](CC(=O)N[H])C(=O)N[C@H](CCCN=C(N)N[H])C(N)=O)C=C2				
478	M; 2243.68	X5Cys-X13Cys	Thioether	pXylene_Linker	---	SGF+; SIF++++	AA+++
478	ac-I-Phe_4Ad-Tba-T-C-Oic-H-D-Ogl-W-E-W-C-N-dR-am (SEQ ID NO:343)						
478	[H]NC(=O)C[C@H](NC(=O)[C@@H]1CSCC2=CC=C(CSC[C@H](NC(=O)[C@@]([H])(NC(=O)[C@H](CC(C)(C)C)NC(=O)[C@H](CC3=CC=C(C=C3)C(N)=O)NC(=O)[C@@]([H])(NC(C)=O)[C@@H](C)CC)[C@@H](C)O[H])C(=O)N3C4CCCC4C[C@H]3C(=O)N[C@@H](CC3=CN([H])C=N3)C(=O)N[C@@H](CC(O)=O)C(=O)N[C@@H](CCCCCCCC)C(=O)N[C@@H](CC3=CN([H])C4=C3CC=CC=C4)C(=O)N[C@@H](CCCN=C(N)N[H])C(N)=O)C(=O)N[C@@H](CC3=CN([H])C4=C3CC=CC=C4)C(=O)N1)C=C2)C(=O)N[C@H](CCCN=C(N)N[H])C(N)=O	Thioether	pXylene_Linker	---	SGF+; SIF++++	AA+++
479	ac-I-3Pal-Tba-T-C-Oic-H-Gla-Ogl-W-E-W-C-N-dR-am (SEQ ID NO:344)						
479	[H]NC(=O)C[C@H](NC(=O)[C@@H]1CSCC2=CC=C(CSC[C@H](NC(=O)[C@@]([H])(NC(=O)[C@H](CC(C)(C)C)NC(=O)[C@H](CC3=CN([H])C=N3)C(=O)N[C@@H](CC3=CN([H])C=N3)C(=O)N[C@@H](CC(C)(O)=O)C(=O)N[C@@H](CCCCCCCC)C(=O)N[C@@H](CC3=CN([H])C4=C3CC=CC=C4)C(=O)N[C@@H](CCC(O)=O)C(=O)N[C@@H](CCCN=C(N)N[H])C(N)=O)C(=O)N1)C(O)=O)C=C2)C(=O)N[C@H](CCCN=C(N)N[H])C(N)=O	Thioether	pXylene_Linker	---	---	AA+++
480	1PEG2_1PEG2_IsoGlu_C12-I-3Pal-Tba-T-C-Oic-H-Gla-Ogl-W-E-W-C-N-dR-am (SEQ ID NO:345)						
480	[H]NC(=O)C[C@H](NC(=O)[C@@H]1CSCC2=CC=C(CSC[C@H](NC(=O)[C@@]([H])(NC(=O)[C@H](CC(C)(C)C)NC(=O)[C@H](CC3=CN=CC=CN3)NC(=O)[C@@]([H])(NC(=O)COCCOCCNC(=O)CC[C@H](NC(=O)CCCCCCCCCC)C(O)=O)[C@@H](C)CC)[C@@H](C)O[H])C(=O)N3C4CCCC4C[C@H]3C(=O)N[C@@H](CC3=CN([H])C=N3)C(=O)N[C@@H](CCCCCCCC)C(=O)N[C@@H](CCC(O)=O)C(=O)N[C@@H](CCCN=C(N)N[H])C(N)=O)C=C2)C(=O)N1)C=C2)C(=O)N[C@@H](CCC(O)=O)C(=O)N[C@H](CCCN=C(N)N[H])C(N)=O	Thioether	pXylene_Linker	---	---	AA+++
481	M; 2190.62	X5Cys-X13Cys	Thioether	mXylene_Linker	---	SGF+; SIF+++	AA+++
481	ac-I-H-Tba-T-C-Oic-H-D-Ogl-W-E-W-C-N-dR-am (SEQ ID NO:346)						
481	[H]NC(=O)C[C@H](NC(=O)[C@@H]1CSCC2=CC=CC(CSC[C@H](NC(=O)[C@@]([H])(NC(=O)[C@H](CC(C)(C)C)NC(=O)[C@H](CC3=CN([H])C=N3)NC(=O)[C@@]([H])(NC(C)=O)[C@@H](C)CC)[C@@H](C)O[H])C(=O)N3C4CCCCC4C[C@H]3C(=O)N[C@@H](CC3=CN([H])C=N3)C(=O)N[C@@H](CCCCCCCC)C(=O)N[C@@H](CC3=CN([H])C4=C3CC=CC=C4)C(=O)N[C@@H](CCC(O)=O)C(=O)N[C@@H](CCCN=C(N)N[H])C(N)=O)C=C2)C(=O)N1)C=C2)C(=O)N[C@H](CCCN=C(N)N[H])C(N)=O					

FIGURE 1.136

C#	Monomer (M) or Dimer (D) & MW (Daltons)	Cyclization Positions	Cyclization Chemical Bond	Cyclization Linker	Dimerization: Linker, Position, Chemical Bond	Stability Assays (SGF; SIF)	IC50 HEK Blue IL-17assays (AA, AF, FF)
482	M; 2243.68	X5Cys-X13Cys	Thioether	mXylene_Linker	---	SGF+; SIF++++	AA++++
482	ac-I-Phe_4Ad-Tba-T-C-Oic-H-D-Ogl-W-E-W-C-N-dR-am (SEQ ID NO:343)						
482	[H]NC(=O)C[C@H](NC(=O)[C@@H]1CSCC2=CC=CC(CSC[C@H](NC(=O)[C@@]([H])(NC(=O)[C@H](CC(C)(C)C)NC(=O)[C@H](CC3=CC=C(C=C3)C(N)=O)NC(=O)[C@@]([H])(NC(C)=O)[C@@H](C)CC)[C@@H](C)O[H])C(=O)N3C4CCCCC4C[C@H]3C(=O)N[C@@H](CC3=CN([H])C=N3)C(=O)N[C@@H](CC(O)=O)C(=O)N[C@@H](CCCCCCCC)C(=O)N[C@@H](CC3=CN([H])C4=C3C=CC=C4)C(=O)N[C@@H](CCC(O)=O)C(=O)N[C@@H](CC3=CN([H])C4=C3C=CC=C4)C(=O)N1)=C2)C(=O)N[C@H](CCCN=C(N)N[H])C(N)=O						
483	M; 2201.64	X5Cys-X13Cys	Thioether	mXylene_Linker	---	SGF+; SIF+++	AA++++
483	ac-I-3Pal-Tba-T-C-Oic-H-D-Ogl-W-E-W-C-N-dR-am (SEQ ID NO:347)						
483	[H]NC(=O)C[C@H](NC(=O)[C@@H]1CSCC2=CC=CC(CSC[C@H](NC(=O)[C@@]([H])(NC(=O)[C@H](CC(C)(C)C)NC(=O)[C@H](CC3=CN=CC=C3)NC(=O)[C@@]([H])(NC(C)=O)[C@@H](C)CC)[C@@H](C)O[H])C(=O)N3C4CCCCC4C[C@H]3C(=O)N[C@@H](CC3=CN([H])C=N3)C(=O)N[C@@H](CC(O)=O)C(=O)N[C@@H](CCCCCCCC)C(=O)N[C@@H](CC3=CN([H])C4=C3C=CC=C4)C(=O)N[C@@H](CCC(O)=O)C(=O)N[C@@H](CC3=CN([H])C4=C3C=CC=C4)C(=O)N1)=C2)C(=O)N[C@H](CCCN=C(N)N[H])C(N)=O						
484	M; 2259.68	X5Cys-X13Cys	Thioether	mXylene_Linker	---	SGF+; SIF++++	AA++++
484	ac-I-3Pal-Tba-T-C-Oic-H-Gla-Ogl-W-E-W-C-N-dR-am (SEQ ID NO:344)						
484	[H]NC(=O)C[C@H](NC(=O)[C@@H]1CSCC2=CC=CC(CSC[C@H](NC(=O)[C@@]([H])(NC(=O)[C@H](CC(C)(C)C)NC(=O)[C@H](CC3=CN=CC=C3)NC(=O)[C@@]([H])(NC(C)=O)[C@@H](C)CC)[C@@H](C)O[H])C(=O)N3C4CCCCC4C[C@H]3C(=O)N[C@@H](CC3=CN([H])C=N3)C(=O)N[C@@H](CC(C(O)=O)C(=O)N[C@@H](CCCCCCCC)C(=O)N[C@@H](CC3=CN([H])C4=C3C=CC=C4)C(=O)N[C@@H](CCC(O)=O)C(=O)N[C@@H](CC3=CN([H])C4=C3C=CC=C4)C(=O)N1)C(O)=O)=C2)C(=O)N[C@H](CCCN=C(N)N[H])C(N)=O						
485	D; 5478.54	X5Lys_Ac-X13Cys	Thioether	---	PEG21DA; X14K; amide	SGF++++; SIF++++	AA+++
485	ac-I-H-Tba-T-Lys_Ac-Oic-A-Gla-Ogl-Trp_7Phe-D-Trp_6Me-C-K-dR-am (SEQ ID NO:348)						
485	[H]NC(N)=NCCC[C@@H](NC(=O)[C@H](CCCCNC(=O)CCOCCOCCOCCOCCOCCOCCOCCOCCOCCOCCOCCOCCOCCOCCOCCOCCOCCOCCOCCOCCOCCOCCCC(=O)NCCCC[C@H](NC(=O)[C@@H]1CSCC(=O)NCCCC[C@H](NC(=O)[C@@]([H])(NC(=O)[C@H](CC(C)(C)C)NC(=O)[C@H](CC2=CN([H])C=N2)NC(=O)[C@@]([H])(NC(C)=O)[C@@H](C)CC)[C@@H](C)O[H])C(=O)N2C3CCCCC3C[C@H]2C(=O)N[C@@H](C)C(=O)N[C@@H](CC(C(O)=O)C(=O)N[C@@H](CCCCCCCC)C(=O)N[C@@H](CC2=CNC3=C2C=CC=C3C2=CC=CC=C2)C(=O)N[C@@H](CC(O)=O)C(=O)N[C@@H](CC2=CNC3=CC(C)=CC=C23)C(=O)N1)C(O)=O)C(=O)N[C@H](CCCN=C(N)N[H])C(N)=O)NC(=O)[C@@H]1CSCC(=O)NCCCC[C@H](NC(=O)[C@@]([H])(NC(=O)[C@H](CC(C)(C)C)NC(=O)[C@H](CC2=CN([H])C=N2)NC(=O)[C@@]([H])(NC(C)=O)[C@@H](C)CC)[C@@H](C)O[H])C(=O)N2C3CCCCC3C[C@H]2C(=O)N[C@@H](C)C(=O)N[C@@H](CC(C(O)=O)C(=O)N[C@@H](CCCCCCCC)C(=O)N[C@@H](CC2=CNC3=C2C=CC=C3C2=CC=CC=C2)C(=O)N[C@@H](CC(O)=O)C(=O)N[C@@H](CC2=CNC3=CC(C)=CC=C23)C(=O)N1)C(O)=O)C(N)=O						
486	D; 5182.21	X5Hcy-X13Orn_Acetyl	Thioether	---	PEG21DA; X14K; amide	SGF++++; SIF+	AA++++

FIGURE 1.137

C#	Monomer (M) or Dimer (D) & MW (Daltons)	Cyclization Positions	Cyclization Chemical Bond	Cyclization Linker	Dimerization: Linker, Position, Chemical Bond	Stability Assays (SGF; SIF)	IC50 HEK Blue IL-17assays (AA, AF, FF)
486	ac-I-H-Tba-T-Hcy-Oic-A-D-Ogl-W-D-W-Orn_Acetyl-K-dR-am (SEQ ID NO:349)						
486	[H]NC(N)=NCCC[C@@H](NC(=O)[C@H](CCCNC(=O)CCOCCOCCOCCOCCOCCOCCOCCOCCOCCOCCOCCOCCOCCOCCOCCOCCOCCOCCOCCOCCC(=O)NCCCC[C@H](NC(=O)[C@@H]1CCCNC(=O)CSCC[C@H](NC(=O)[C@@]([H])(NC(=O)[C@H](CC(C)(C)C)NC(=O)[C@H](CC2=CN([H])C=N2)NC(=O)[C@@]([H])(NC(C)=O)[C@@H](C)CC)[C@@H](C)O[H])C(=O)N2C3CCCCC3C[C@H]2C(=O)N[C@@H](C)C(=O)N[C@@H](CC(O)=O)C(=O)N[C@@H](CCCCCCCC)C(=O)N[C@@H](CC2=CN([H])C3=C2C=CC=C3)C(=O)N[C@@H](CC(O)=O)C(=O)N[C@@H](CC2=CN([H])C3=C2C=CC=C3)C(=O)N1)C(=O)N[C@H](CCCN=C(N)N[H])C(N)=O)NC(=O)[C@@H]1CCCNC(=O)CSCC[C@H](NC(=O)[C@@]([H])(NC(=O)[C@H](CC(C)(C)C)NC(=O)[C@H](CC2=CN([H])C=N2)NC(=O)[C@@]([H])(NC(C)=O)[C@@H](C)CC)[C@@H](C)O[H])C(=O)N2C3CCCCC3C[C@H]2C(=O)N[C@@H](C)C(=O)N[C@@H](CC(O)=O)C(=O)N[C@@H](CCCCCCCC)C(=O)N[C@@H](CC2=CN([H])C3=C2C=CC=C3)C(=O)N[C@@H](CC(O)=O)C(=O)N[C@@H](CC2=CN([H])C3=C2C=CC=C3)C(=O)N1)C(N)=O						
487	D; 5182.21	X5Dab_Acetyl-X13Hhc	Thioether	---	PEG21DA; X14K; amide	---	AA++++
487	ac-I-H-Tba-T-Dab_Acetyl-Oic-A-D-Ogl-W-D-W-Hhc-K-dR-am (SEQ ID NO:350)						
487	[H]NC(N)=NCCC[C@@H](NC(=O)[C@H](CCCNC(=O)CCOCCOCCOCCOCCOCCOCCOCCOCCOCCOCCOCCOCCOCCOCCOCCOCCOCCOCCOCCOCCC(=O)NCCCC[C@H](NC(=O)[C@@H]1CCCSCC(=O)NCC[C@H](NC(=O)[C@@]([H])(NC(=O)[C@H](CC(C)(C)C)NC(=O)[C@H](CC2=CN([H])C=N2)NC(=O)[C@@]([H])(NC(C)=O)[C@@H](C)CC)[C@@H](C)O[H])C(=O)N2C3CCCCC3C[C@H]2C(=O)N[C@@H](C)C(=O)N[C@@H](CC(O)=O)C(=O)N[C@@H](CCCCCCCC)C(=O)N[C@@H](CC2=CN([H])C3=C2C=CC=C3)C(=O)N[C@@H](CC(O)=O)C(=O)N[C@@H](CC2=CN([H])C3=C2C=CC=C3)C(=O)N1)C(=O)N[C@H](CCCN=C(N)N[H])C(N)=O)NC(=O)[C@@H]1CCCSCC(=O)NCC[C@H](NC(=O)[C@@]([H])(NC(=O)[C@H](CC(C)(C)C)NC(=O)[C@H](CC2=CN([H])C=N2)NC(=O)[C@@]([H])(NC(C)=O)[C@@H](C)CC)[C@@H](C)O[H])C(=O)N2C3CCCCC3C[C@H]2C(=O)N[C@@H](C)C(=O)N[C@@H](CC(O)=O)C(=O)N[C@@H](CCCCCCCC)C(=O)N[C@@H](CC2=CN([H])C3=C2C=CC=C3)C(=O)N[C@@H](CC(O)=O)C(=O)N[C@@H](CC2=CN([H])C3=C2C=CC=C3)C(=O)N1)C(N)=O						
488	D; 5182.21	X5Hhc-X13Dab_Acetyl	Thioether	---	PEG21DA; X14K; amide	SGF++++; SIF+	AA++++; FF+++
488	ac-I-H-Tba-T-Hhc-Oic-A-D-Ogl-W-D-W-Dab_Acetyl-K-dR-am (SEQ ID NO:351)						
488	[H]NC(N)=NCCC[C@@H](NC(=O)[C@H](CCCNC(=O)CCOCCOCCOCCOCCOCCOCCOCCOCCOCCOCCOCCOCCOCCOCCOCCOCCOCCOCCOCCOCCC(=O)NCCCC[C@H](NC(=O)[C@@H]1CCNC(=O)CSCCC[C@H](NC(=O)[C@@]([H])(NC(=O)[C@H](CC(C)(C)C)NC(=O)[C@H](CC2=CN([H])C=N2)NC(=O)[C@@]([H])(NC(C)=O)[C@@H](C)CC)[C@@H](C)O[H])C(=O)N2C3CCCCC3C[C@H]2C(=O)N[C@@H](C)C(=O)N[C@@H](CC(O)=O)C(=O)N[C@@H](CCCCCCCC)C(=O)N[C@@H](CC2=CN([H])C3=C2C=CC=C3)C(=O)N[C@@H](CC(O)=O)C(=O)N[C@@H](CC2=CN([H])C3=C2C=CC=C3)C(=O)N1)C(=O)N[C@H](CCCN=C(N)N[H])C(N)=O)NC(=O)[C@@H]1CCNC(=O)CSCCC[C@H](NC(=O)[C@@]([H])(NC(=O)[C@H](CC(C)(C)C)NC(=O)[C@H](CC2=CN([H])C=N2)NC(=O)[C@@]([H])(NC(C)=O)[C@@H](C)CC)[C@@H](C)O[H])C(=O)N2C3CCCCC3C[C@H]2C(=O)N[C@@H](C)C(=O)N[C@@H](CC(O)=O)C(=O)N[C@@H](CCCCCCCC)C(=O)N[C@@H](CC2=CN([H])C3=C2C=CC=C3)C(=O)N[C@@H](CC(O)=O)C(=O)N[C@@H](CC2=CN([H])C3=C2C=CC=C3)C(=O)N1)C(N)=O						
489	D; 5118.093	X5K-X13E	Amide (lactam)	---	PEG21DA; X14K; amide	SGF++++; SIF+	AA++++
489	ac-I-H-Tba-T-K-Oic-A-D-Ogl-W-D-W-E-K-dR-am-ac (SEQ ID NO:352)						

FIGURE 1.138

C#	Monomer (M) or Dimer (D) & MW (Daltons)	Cyclization Positions	Cyclization Chemical Bond	Cyclization Linker	Dimerization: Linker, Position, Chemical Bond	Stability Assays (SGF; SIF)	IC50 HEK Blue IL-17assays (AA, AF, FF)
489	[H]NC(N)=NCCC[C@@H](NC(=O)[C@H](CCCCNC(=O)CCOCCOCCOCCOCCOCCOCCOCCOCCOCCOCCOCCOCCOCCOCCOCCOCCOCCOCCOCCOCCOCCC(=O)NCCCC[C@H](NC(=O)[C@@H]1CCC(=O)NCCCC[C@H](NC(=O)[C@@]([H])(NC(=O)[C@H](CC(C)(C)C)NC(=O)[C@H](CC2=CN([H])C=N2)NC(=O)[C@@]([H])(NC(C)=O)[C@@H](C)CC)[C@@H](C)O[H])C(=O)N2C3CCCCC3C[C@H]2C(=O)N[C@@H](C)C(=O)N[C@@H](CC(O)=O)C(=O)N[C@@H](CCCCCCCC)C(=O)N[C@@H](CC2=CN([H])C3=C2C=CC=C3)C(=O)N[C@@H](CC(O)=O)C(=O)N[C@@H](CC2=CN([H])C3=C2C=CC=C3)C(=O)N1)C(=O)N[C@H](CCCN=C(N)N[H])C(N)=O)NC(=O)[C@@H]1CCC(=O)NCCCC[C@H](NC(=O)[C@@]([H])(NC(=O)[C@H](CC(C)(C)C)NC(=O)[C@H](CC2=CN([H])C=N2)NC(=O)[C@@]([H])(NC(C)=O)[C@@H](C)CC)[C@@H](C)O[H])C(=O)N2C3CCCCC3C[C@H]2C(=O)N[C@@H](C)C(=O)N[C@@H](CC(O)=O)C(=O)N[C@@H](CCCCCCCC)C(=O)N[C@@H](CC2=CN([H])C3=C2C=CC=C3)C(=O)N[C@@H](CC(O)=O)C(=O)N[C@@H](CC2=CN([H])C3=C2C=CC=C3)C(=O)N1)C(N)=O						
490	D; 5146.147	X5hE-X13K	Amide (lactam)	---	PEG21DA; X14K; amide	SGF++++; SIF+	AA++++
490	ac-I-H-Tba-T-hE-Oic-A-D-Ogl-W-D-W-K-K-dR-am (SEQ ID NO:266)						
490	[H]NC(N)=NCCC[C@@H](NC(=O)[C@H](CCCCNC(=O)CCOCCOCCOCCOCCOCCOCCOCCOCCOCCOCCOCCOCCOCCOCCOCCOCCOCCOCCOCCOCCOCCC(=O)NCCCC[C@H](NC(=O)[C@@H]1CCCCNC(=O)CCC[C@H](NC(=O)[C@@]([H])(NC(=O)[C@H](CC(C)(C)C)NC(=O)[C@H](CC2=CN([H])C=N2)NC(=O)[C@@]([H])(NC(C)=O)[C@@H](C)CC)[C@@H](C)O[H])C(=O)N2C3CCCCC3C[C@H]2C(=O)N[C@@H](C)C(=O)N[C@@H](CC(O)=O)C(=O)N[C@@H](CCCCCCCC)C(=O)N[C@@H](CC2=CN([H])C3=C2C=CC=C3)C(=O)N[C@@H](CC(O)=O)C(=O)N[C@@H](CC2=CN([H])C3=C2C=CC=C3)C(=O)N1)C(=O)N[C@H](CCCN=C(N)N[H])C(N)=O)NC(=O)[C@@H]1CCCCNC(=O)CCC[C@H](NC(=O)[C@@]([H])(NC(=O)[C@H](CC(C)(C)C)NC(=O)[C@H](CC2=CN([H])C=N2)NC(=O)[C@@]([H])(NC(C)=O)[C@@H](C)CC)[C@@H](C)O[H])C(=O)N2C3CCCCC3C[C@H]2C(=O)N[C@@H](C)C(=O)N[C@@H](CC(O)=O)C(=O)N[C@@H](CCCCCCCC)C(=O)N[C@@H](CC2=CN([H])C3=C2C=CC=C3)C(=O)N[C@@H](CC(O)=O)C(=O)N[C@@H](CC2=CN([H])C3=C2C=CC=C3)C(=O)N1)C(N)=O						
491	D; 5166.145	X5LysN3-X13Abu	See specification [0249]	---	PEG21DA; X14K; amide	SGF++++; SIF+	AA++++; FF+++
491	ac-I-H-Tba-T-LysN3-Oic-A-D-Ogl-W-D-W-Abu-K-dR-am (SEQ ID NO:353)						
491	[H]C[C@@H]1NC(=O)[C@@H]2C[C@]3([H])CCCC[C@]3([H])N2C(=O)[C@H](CCCCN2N=NC(CC[C@H](NC(=O)[C@H](CC3=CNC4=CC=CC=C34)NC(=O)[C@H](CC(O)=O)NC(=O)[C@H](CC3=CNC4=CC=CC=C34)NC(=O)[C@H](CCCCCCCC)NC(=O)[C@H](CC(O)=O)NC1=O)C(=O)N[C@@H](CCCCNC(=O)CCOCCOCCOCCOCCOCCOCCOCCOCCOCCOCCOCCOCCOCCOCCOCCOCCOCCOCCOCCOCCOCCC(=O)NCCCC[C@H](NC(=O)[C@@H]1CCC3=C([H])N(CCCC[C@H](NC(=O)[C@@H](NC(=O)[C@H](CC(C)(C)C)NC(=O)[C@H](CC4=CN=CN4)NC(=O)[C@@H](NC(=O)C[H])[C@@H](C)CC)[C@@H](C)O)C(=O)N4[C@@H](C[C@]5([H])CCCC[C@]45[H])C(=O)N[C@@H](C[H])C(=O)N[C@@H](CC(O)=O)C(=O)N[C@@H](CCCCCCCC)C(=O)N[C@@H](CC4=CNC5=CC=CC=C45)C(=O)N[C@@H](CC(O)=O)C(=O)N[C@@H](CC4=CNC5=CC=CC=C45)C(=O)N1)N=N3)C(=O)N[C@H](CCCNC(N)=N)C(N)=O)C(=O)N[C@H](CCCNC(N)=N)C(N)=O)=C2[H])NC(=O)[C@@H](NC(=O)[C@H](CC(C)(C)C)NC(=O)[C@H](CC1=CN=CN1)NC(=O)[C@@H](NC(=O)C[H])[C@@H](C)CC)[C@@H](C)O						
492	D; 5166.145	X5Abu-X13LysN3	See specification [0249]	---	PEG21DA; X14K; amide	SGF++++; SIF+	AA++++; FF+

FIGURE 1.139

C#	Monomer (M) or Dimer (D) & MW (Daltons)	Cyclization Positions	Cyclization Chemical Bond	Cyclization Linker	Dimerization: Linker, Position, Chemical Bond	Stability Assays (SGF; SIF)	IC50 HEK Blue IL-17assays (AA, AF, FF)
492	ac-I-H-Tba-T-Abu-Oic-A-D-Ogl-W-D-W-LysN3-K-dR-am (SEQ ID NO:354)						
492	[H]C[C@@H]1NC(=O)[C@@H]2C[C@]3([H])CCCC[C@]3([H])N2C(=O)[C@H](CCC2=C([H])N(CCCC[C@H](NC(=O)[C@H](CC3=CNC4=CC=CC=C34)NC(=O)[C@H](CC(O)=O)NC(=O)[C@H](CC3=CNC4=CC=CC=C34)NC(=O)[C@H](CCCCCCCC)NC(=O)[C@H](CC(O)=O)NC1=O)C(=O)N[C@@H](CCCCNC(=O)CCOCCOCCOCCOCCOCCOCCOCCOCCOCCOCCOCCOCCOCCOCCOCCOCCOCCOCCOCCOCCOCCCC(=O)NCCCC[C@H](NC(=O)[C@@H]1CCCCN3N=NC(CC[C@H](NC(=O)[C@@H](NC(=O)[C@H](CC(C)(C)C)NC(=O)[C@H](CC4=CN=CN4)NC(=O)[C@@H](NC(=O)C[H])[C@@H](C)CC)[C@@H](C)O)C(=O)N4[C@@H](C[C@]5([H])CCCC[C@]45[H])C(=O)N[C@@H](C[H])C(=O)N[C@@H](CC(O)=O)C(=O)N[C@@H](CCCCCCCC)C(=O)N[C@@H](CC4=CNC5=CC=CC=C45)C(=O)N[C@@H](CC(O)=O)C(=O)N[C@@H](CC4=CNC5=CC=CC=C45)C(=O)N1)=C3[H])C(=O)N[C@H](CCCNC(N)=N)C(N)=O)C(=O)N[C@H](CCCNC(N)=N)C(N)=O)N=N2)NC(=O)[C@@H](NC(=O)[C@H](CC(C)(C)C)NC(=O)[C@H](CC1=CN=CN1)NC(=O)[C@@H](NC(=O)C[H])[C@@H](C)CC)[C@@H](C)O						
493	D; 5308.45	X5Hcy-X13Hcy	Thioether	EButene_Linker	PEG21DA; X14K; amide	---	AA+++
493	ac-I-H-V-T-Hcy-Oic-A-Phe_4COOH-Ogl-W-D-W-Hcy-K-dR-am (SEQ ID NO:355)						
493	[H][C@](NC(=O)[C@@H](NC(=O)[C@H](CC1=CNC=N1)NC(=O)[C@@]([H])(NC(C)=O)[C@@H](C)CC)C(C)C)([C@@H](C)O)C(=O)N[C@H]1CCSC\C=C\CSCC[C@H](NC(=O)[C@H](CC2=CNC3=C2C=CC=C3)NC(=O)[C@H](CC(O)=O)NC(=O)[C@H](CC2=CNC3=C2C=CC=C3)NC(=O)[C@H](CCCCCCCC)NC(=O)[C@H](CC2=CC=C(C=C2)C(O)=O)NC(=O)[C@H](C)NC(=O)[C@@H]2CC3CCCCC3N2C1=O)C(=O)N[C@@H](CCCCNC(=O)CCOCCOCCOCCOCCOCCOCCOCCOCCOCCOCCOCCOCCOCCOCCOCCOCCOCCOCCOCCOCCOCCCC(=O)NCCCC[C@H](NC(=O)[C@@H]1CCSC\C=C\CSCC[C@H](NC(=O)[C@@]([H])(NC(=O)[C@@H](NC(=O)[C@H](CC2=CNC=N2)NC(=O)[C@@]([H])(NC(C)=O)[C@@H](C)CC)C(C)C)[C@@H](C)O)C(=O)N2C3CCCCC3C[C@H]2C(=O)N[C@@H](C)C(=O)N[C@@H](CC2=CC=C(C=C2)C(O)=O)C(=O)N[C@@H](CCCCCCCC)C(=O)N[C@@H](CC2=CNC3=C2C=CC=C3)C(=O)N[C@@H](CC(O)=O)C(=O)N[C@@H](CC2=CNC3=C2C=CC=C3)C(=O)N1)C(=O)N[C@H](CCCNC(N)=N)C(N)=O)C(=O)N[C@H](CCCNC(N)=N)C(N)=O						
494	D; 5202.31	X5Hcy-X13Hcy	Thioether	Propane_Linker	PEG21DA; X14K; amide	SGF+; SIF++++	AA++++; FF++++
494	ac-I-Orn2HyAc-V-T-Hcy-Oic-A-D-Ogl-W-D-W-Hcy-K-dR-am (SEQ ID NO:356)						
494	[H][C@](NC(=O)[C@@H](NC(=O)[C@H](CCCNC(=O)CO)NC(=O)[C@@]([H])(NC(C)=O)[C@@H](C)CC)C(C)C)([C@@H](C)O)C(=O)N[C@H]1CCSCCCSCC[C@H](NC(=O)[C@H](CC2=CNC3=C2C=CC=C3)NC(=O)[C@H](CC(O)=O)NC(=O)[C@H](CC2=CNC3=C2C=CC=C3)NC(=O)[C@H](CCCCCCCC)NC(=O)[C@H](CC(O)=O)NC(=O)[C@H](C)NC(=O)[C@@H]2CC3CCCCC3N2C1=O)C(=O)N[C@@H](CCCCNC(=O)CCOCCOCCOCCOCCOCCOCCOCCOCCOCCOCCOCCOCCOCCOCCOCCOCCOCCOCCOCCOCCOCCCC(=O)NCCCC[C@H](NC(=O)[C@@H]1CCSCCCSCC[C@H](NC(=O)[C@@]([H])(NC(=O)[C@@H](NC(=O)[C@H](CCCNC(=O)CO)NC(=O)[C@@]([H])(NC(C)=O)[C@@H](C)CC)C(C)C)[C@@H](C)O)C(=O)N2C3CCCCC3C[C@H]2C(=O)N[C@@H](C)C(=O)N[C@@H](CC(O)=O)C(=O)N[C@@H](CCCCCCCC)C(=O)N[C@@H](CC2=CNC3=C2C=CC=C3)C(=O)N[C@@H](CC(O)=O)C(=O)N[C@@H](CC2=CNC3=C2C=CC=C3)C(=O)N1)C(=O)N[C@H](CCCNC(N)=N)C(N)=O)C(=O)N[C@H](CCCNC(N)=N)C(N)=O						
495	D; 5354.52	X5Hcy-X13Hcy	Thioether	EButene_Linker	PEG21DA; X14K; amide	SGF+; SIF++++	AA++++; FF+++
495	ac-I-LysMPA-V-T -Hcy-Oic-A-D-Ogl-W-D-W-Hcy-K-dR-am (SEQ ID NO:357)						

FIGURE 1.140

C#	Monomer (M) or Dimer (D) & MW (Daltons)	Cyclization Positions	Cyclization Chemical Bond	Cyclization Linker	Dimerization: Linker, Position, Chemical Bond	Stability Assays (SGF; SIF)	IC50 HEK Blue IL-17assays (AA, AF, FF)
495	[H][C@](NC(=O)[C@@H](NC(=O)[C@H](CCCCNC(=O)C1=CC=NN1C)NC(=O)[C@@]([H])(NC(C)=O)[C@@H](C)CC)C(C)C)([C@@H](C)O)C(=O)N[C@H]1CCSC\C=C\CSCC[C@H](NC(=O)[C@H](CC2=CNC3=C2C=CC=C3)NC(=O)[C@H](CC(O)=O)NC(=O)[C@H](CC2=CNC3=C2C=CC=C3)NC(=O)[C@H](CCCCCCCC)NC(=O)[C@H](CC(O)=O)NC(=O)[C@H](C)NC(=O)[C@@H]2CC3CCCCC3N2C1=O)C(=O)N[C@@H](CCCCNC(=O)CCOCCOCCOCCOCCOCCOCCOCCOCCOCCOCCOCCOCCOCCOCCOCCOCCOCCOCCOCCOCCOCCC(=O)NCCCC[C@H](NC(=O)[C@@H]1CCSC\C=C\CSCC[C@H](NC(=O)[C@@]([H])(NC(=O)[C@@H](NC(=O)[C@H](CCCCNC(=O)C2=CC=NN2C)NC(=O)[C@@]([H])(NC(C)=O)[C@@H](C)CC)C(C)C)[C@@H](C)O)C(=O)N2C3CCCCC3C[C@H]2C(=O)N[C@@H](C)C(=O)N[C@@H](CC(O)=O)C(=O)N[C@@H](CCCCCCCC)C(=O)N[C@@H](CC2=CNC3=C2C=CC=C3)C(=O)N[C@@H](CC(O)=O)C(=O)N[C@@H](CC2=CNC3=C2C=CC=C3)C(=O)N1)C(=O)N[C@H](CCCNC(N)=N)C(N)=O)C(=O)N[C@H](CCCNC(N)=N)C(N)=O						
496	D; 5342.5	X5Hcy-X13Hcy	Thioether	Propane_Linker	PEG21DA; X14K; amide	SGF+; SIF++++	AA++++; FF++++
496	ac-I-Lys2HyAc-Tba-E-Hcy-Oic-A-D-Ogl-W-D-W-Hcy-K-dR-am (SEQ ID NO:358)						
496	[H][C@](NC(C)=O)([C@@H](C)CC)C(=O)N[C@@H](CCCCNC(=O)CO)C(=O)N[C@@H](CC(C)(C)C)C(=O)N[C@@H](CCC(O)=O)C(=O)N[C@H]1CCSCCCSCC[C@H](NC(=O)[C@H](CC2=CNC3=C2C=CC=C3)NC(=O)[C@H](CC(O)=O)NC(=O)[C@H](CC2=CNC3=C2C=CC=C3)NC(=O)[C@H](CCCCCCCC)NC(=O)[C@H](CC(O)=O)NC(=O)[C@H](C)NC(=O)[C@@H]2CC3CCCCC3N2C1=O)C(=O)N[C@@H](CCCCNC(=O)CCOCCOCCOCCOCCOCCOCCOCCOCCOCCOCCOCCOCCOCCOCCOCCOCCOCCOCCOCCOCCOCCC(=O)NCCCC[C@H](NC(=O)[C@@H]1CCSCCCSCC[C@H](NC(=O)[C@H](CCC(O)=O)NC(=O)[C@H](CC(C)(C)C)NC(=O)[C@H](CCCCNC(=O)CO)NC(=O)[C@@]([H])(NC(C)=O)[C@@H](C)CC)C(=O)N2C3CCCCC3C[C@H]2C(=O)N[C@@H](C)C(=O)N[C@@H](CC(O)=O)C(=O)N[C@@H](CCCCCCCC)C(=O)N[C@@H](CC2=CNC3=C2C=CC=C3)C(=O)N[C@@H](CC(O)=O)C(=O)N[C@@H](CC2=CNC3=C2C=CC=C3)C(=O)N1)C(=O)N[C@H](CCCNC(N)=N)C(N)=O)C(=O)N[C@H](CCCNC(N)=N)C(N)=O						
497	D; 5250.36	X5Hcy-X13Hcy	Thioether	EButene_Linker	PEG21DA; X14K; amide	SGF+; SIF++++	AA++++; FF+++
497	ac-I-Q-Tba-E-Hcy-Oic-A-D-Ogl-W-D-W-Hcy-K-dR-am (SEQ ID NO:272)						
497	[H][C@](NC(C)=O)([C@@H](C)CC)C(=O)N[C@@H](CCC(N)=O)C(=O)N[C@@H](CC(C)(C)C)C(=O)N[C@@H](CCC(O)=O)C(=O)N[C@H]1CCSC\C=C\CSCC[C@H](NC(=O)[C@H](CC2=CNC3=C2C=CC=C3)NC(=O)[C@H](CC(O)=O)NC(=O)[C@H](CC2=CNC3=C2C=CC=C3)NC(=O)[C@H](CCCCCCCC)NC(=O)[C@H](CC(O)=O)NC(=O)[C@H](C)NC(=O)[C@@H]2CC3CCCCC3N2C1=O)C(=O)N[C@@H](CCCCNC(=O)CCOCCOCCOCCOCCOCCOCCOCCOCCOCCOCCOCCOCCOCCOCCOCCOCCOCCOCCOCCOCCOCCC(=O)NCCCC[C@H](NC(=O)[C@@H]1CCSC\C=C\CSCC[C@H](NC(=O)[C@H](CCC(O)=O)NC(=O)[C@H](CC(C)(C)C)NC(=O)[C@H](CCC(N)=O)NC(=O)[C@@]([H])(NC(C)=O)[C@@H](C)CC)C(=O)N2C3CCCCC3C[C@H]2C(=O)N[C@@H](C)C(=O)N[C@@H](CC(O)=O)C(=O)N[C@@H](CCCCCCCC)C(=O)N[C@@H](CC2=CNC3=C2C=CC=C3)C(=O)N[C@@H](CC(O)=O)C(=O)N[C@@H](CC2=CNC3=C2C=CC=C3)C(=O)N1)C(=O)N[C@H](CCCNC(N)=N)C(N)=O)C(=O)N[C@H](CCCNC(N)=N)C(N)=O						
498	D; 5220.34	X5Hcy-X13Hcy	Thioether	EButene_Linker	PEG21DA; X14K; amide	SGF++++; SIF++++	AA++++; FF+++
498	ac-I-Q-Tba-N-Hcy-Oic-A-D-Ogl-W-D-W-Hcy-K-dR-am (SEQ ID NO:273)						
498	[H][C@](NC(C)=O)([C@@H](C)CC)C(=O)N[C@@H](CCC(N)=O)C(=O)N[C@@H](CC(C)(C)C)C(=O)N[C@@H](CC(N)=O)C(=O)N[C@H]1CCSC\C=C\CSCC[C@H](NC(=O)[C@H](CC2=CNC3=C2C=CC=C3)NC(=O)[C@H](CC(O)=O)NC(=O)[C@H](CC2=CNC3=C2C=CC=C3)NC(=O)[C@H](CCCCCCCC)NC(=O)[C@H](CC(O)=O)NC(=O)[C@H](C)NC(=O)[C@@H]2CC3CCCCC3N2C1=O)C(=O)N[C@@H](CCCCNC(=O)CCOCCOCCOCCO						

FIGURE 1.141

C#	Monomer (M) or Dimer (D) & MW (Daltons)	Cyclization Positions	Cyclization Chemical Bond	Cyclization Linker	Dimerization: Linker, Position, Chemical Bond	Stability Assays (SGF; SIF)	IC50 HEK Blue IL-17assays (AA, AF, FF)
	CCOCCOCCOCCOCCOCCOCCOCCOCCOCCOCCOCCOCCOCCOCCOCCC(=O)NCCCC[C@H](NC(=O)[C@@H]1CCSC\C=C\CSCC[C@H](NC(=O)[C@H](CC(N)=O)NC(=O)[C@H](CC(C)(C)C)NC(=O)[C@H](CCC(N)=O)NC(=O)[C@@]([H])(NC(C)=O)[C@@H](C)CC)C(=O)N2C3CCCCC3C[C@H]2C(=O)N[C@@H](C)C(=O)N[C@@H](CC(O)=O)C(=O)N[C@@H](CCCCCCCC)C(=O)N[C@@H](CC2=CNC3=C2C=CC=C3)C(=O)N[C@@H](CC(O)=O)C(=O)N[C@@H](CC2=CNC3=C2C=CC=C3)C(=O)N1)C(=O)N[C@H](CCCNC(N)=N)C(N)=O)C(=O)N[C@H](CCCNC(N)=N)C(N)=O						
499	D; 5240.41	X5Hcy-X13Hcy	Thioether	Dimethylcyclopropane_Linker	PEG21DA; X14K; amide	SGF++++; SIF++++	AA++++; FF++
499	ac-I-H-Tba-T-Hcy-Oic-A-D-Ogl-W-D-W-Hcy-K-dR-am (SEQ ID NO:271)						
499	[H][C@](NC(=O)[C@H](CC(C)(C)C)NC(=O)[C@H](CC1=CNC=N1)NC(=O)[C@@]([H])(NC(C)=O)[C@@H](C)CC)([C@@H](C)O)C(=O)N[C@H]1CCSCC2(CC2)CSCC[C@H](NC(=O)[C@H](CC2=CNC3=C2C=CC=C3)NC(=O)[C@H](CC(O)=O)NC(=O)[C@H](CC2=CNC3=C2C=CC=C3)NC(=O)[C@H](CCCCCCCC)NC(=O)[C@H](CC(O)=O)NC(=O)[C@H](C)NC(=O)[C@@H]2CC3CCCCC3N2C1=O)C(=O)N[C@@H](CCCCNC(=O)CCOCCOCCOCCOCCOCCOCCOCCOCCOCCOCCOCCOCCOCCOCCOCCOCCOCCOCCOCCOCCC(=O)NCCCC[C@H](NC(=O)[C@@H]1CCSCC2(CC2)CSCC[C@H](NC(=O)[C@@]([H])(NC(=O)[C@H](CC(C)(C)C)NC(=O)[C@H](CC2=CNC=N2)NC(=O)[C@@]([H])(NC(C)=O)[C@@H](C)CC)[C@@H](C)O)C(=O)N2C3CCCCC3C[C@H]2C(=O)N[C@@H](C)C(=O)N[C@@H](CC(O)=O)C(=O)N[C@@H](CCCCCCCC)C(=O)N[C@@H](CC2=CNC3=C2C=CC=C3)C(=O)N[C@@H](CC(O)=O)C(=O)N[C@@H](CC2=CNC3=C2C=CC=C3)C(=O)N1)C(=O)N[C@H](CCCNC(N)=N)C(N)=O)C(=O)N[C@H](CCCNC(N)=N)C(N)=O						
500	D; 5272.41	X5Hcy-X13Hcy	Thioether	Oxetane_Linker	PEG21DA; X14K; amide	SGF++++; SIF++++	AA++++; FF+++
500	ac-I-H-Tba-T-Hcy-Oic-A-D-Ogl-W-D-W-Hcy-K-dR-am (SEQ ID NO:271)						
500	[H][C@](NC(=O)[C@H](CC(C)(C)C)NC(=O)[C@H](CC1=CNC=N1)NC(=O)[C@@]([H])(NC(C)=O)[C@@H](C)CC)([C@@H](C)O)C(=O)N[C@H]1CCSCC2(COC2)CSCC[C@H](NC(=O)[C@H](CC2=CNC3=C2C=CC=C3)NC(=O)[C@H](CC(O)=O)NC(=O)[C@H](CC2=CNC3=C2C=CC=C3)NC(=O)[C@H](CCCCCCCC)NC(=O)[C@H](CC(O)=O)NC(=O)[C@H](C)NC(=O)[C@@H]2CC3CCCCC3N2C1=O)C(=O)N[C@@H](CCCCNC(=O)CCOCCOCCOCCOCCOCCOCCOCCOCCOCCOCCOCCOCCOCCOCCOCCOCCOCCOCCOCCOCCC(=O)NCCCC[C@H](NC(=O)[C@@H]1CCSCC2(COC2)CSCC[C@H](NC(=O)[C@@]([H])(NC(=O)[C@H](CC(C)(C)C)NC(=O)[C@H](CC2=CNC=N2)NC(=O)[C@@]([H])(NC(C)=O)[C@@H](C)CC)[C@@H](C)O)C(=O)N2C3CCCCC3C[C@H]2C(=O)N[C@@H](C)C(=O)N[C@@H](CC(O)=O)C(=O)N[C@@H](CCCCCCCC)C(=O)N[C@@H](CC2=CNC3=C2C=CC=C3)C(=O)N[C@@H](CC(O)=O)C(=O)N[C@@H](CC2=CNC3=C2C=CC=C3)C(=O)N1)C(=O)N[C@H](CCCNC(N)=N)C(N)=O)C(=O)N[C@H](CCCNC(N)=N)C(N)=O						
501	D; 5164.19	X5Lys-Ac-X13Cys	Thioether	---	PEG21DA; X14K; amide	SGF+; SIF+	AA++++; FF+++
501	ac-I-Q-Tba-T-Lys_Ac-Oic-A-D-Ogl-W-D-W-C-K-dR-am (SEQ ID NO:359)						
501	[H]C[C@@H]1NC(=O)[C@@H]2C[C@]3([H])CCCC[C@]3([H])N2C(=O)[C@H](CCCCNC(=O)CSC[C@H](NC(=O)[C@H](CC2=CNC3=CC=CC=C23)NC(=O)[C@H](CC(O)=O)NC(=O)[C@H](CC2=CNC3=CC=CC=C23)NC(=O)[C@H](CCCCCCCC)NC(=O)[C@H](CC(O)=O)NC1=O)C(=O)N[C@@H](CCCCNC(=O)CCOCCOCCOCCOCCOCCOCCOCCOCCOCCOCCOCCOCCOCCOCCOCCOCCOCCOCCOCCOCCC(=O)NCCCC[C@H](NC(=O)[C@@H]1CSCC(=O)NCCCC[C@H](NC(=O)[C@@H](NC(=O)[C@H](CC(C)(C)C)NC(=O)[C@H](CCC(N)=O)NC(=O)[C@@H](NC(=O)C[H])[C@@H](C)CC)[C@@H](C)O)C(=O)N2[C@@H](C[C@]3([H])CCCC[C@]23[H])C(=O)N[C@@H](C[H])C(=O)N[C@@H](CC(O)=O)C(=O)N[C@@H](CCCCC						

FIGURE 1.142

C#	Monomer (M) or Dimer (D) & MW (Daltons)	Cyclization Positions	Cyclization Chemical Bond	Cyclization Linker	Dimerization: Linker, Position, Chemical Bond	Stability Assays (SGF; SIF)	IC50 HEK Blue IL-17assays (AA, AF, FF)
	CCC)C(=O)N[C@@H](CC2=CNC3=CC=CC=C23)C(=O)N[C@@H](CC(O)=O)C(=O)N[C@@H](CC2=CNC3=CC=CC=C23)C(=O)N1)C(=O)N[C@H](CCCNC(N)=N)C(N)=O)C(=O)N[C@H](CCCNC(N)=N)C(N)=O)NC(=O)[C@@H](NC(=O)[C@H](CC(C)(C)C)NC(=O)[C@H](CCC(N)=O)NC(=O)[C@@H](NC(=O)C[H])[C@@H](C)CC)[C@@H](C)O						
502	D; 5250.24	X5Lys-Ac-X13Cys	Thioether	---	PEG21DA; X14K; amide	SGF++; SIF+	AA++++; FF++
502	ac-I-Q-Tba-T-Lys_Ac-Oic-A-D-Ogl-Trp_5CONH2-D-W-C-K-dR-am (SEQ ID NO:360)						
502	[H]C[C@@H]1NC(=O)[C@@H]2C[C@]3([H])CCCC[C@]3([H])N2C(=O)[C@H](CCCCNC(=O)CSC[C@H](NC(=O)[C@H](CC2=CNC3=CC=CC=C23)NC(=O)[C@H](CC(O)=O)NC(=O)[C@H](CC2=CNC3=CC=C(C=C23)C(N)=O)NC(=O)[C@H](CCCCCCCC)NC(=O)[C@H](CC(O)=O)NC1=O)C(=O)N[C@@H](CCCCNC(=O)CCOCCOCCOCCOCCOCCOCCOCCOCCOCCOCCOCCOCCOCCOCCOCCOCCOCCOCCOCCOCCOCCCC(=O)NCCCC[C@H](NC(=O)[C@@H]1CSCC(=O)NCCCC[C@H](NC(=O)[C@@H](NC(=O)[C@H](CC(C)(C)C)NC(=O)[C@H](CCC(N)=O)NC(=O)[C@@H](NC(=O)C[H])[C@@H](C)CC)[C@@H](C)O)C(=O)N2[C@@H](C[C@]3([H])CCCC[C@]23[H])C(=O)N[C@@H](C[H])C(=O)N[C@@H](CC(O)=O)C(=O)N[C@@H](CCCCCCCC)C(=O)N[C@@H](CC2=CNC3=CC=C(C=C23)C(N)=O)C(=O)N[C@@H](CC(O)=O)C(=O)N[C@@H](CC2=CNC3=CC=CC=C23)C(=O)N1)C(=O)N[C@H](CCCNC(N)=N)C(N)=O)C(=O)N[C@H](CCCNC(N)=N)C(N)=O)NC(=O)[C@@H](NC(=O)[C@H](CC(C)(C)C)NC(=O)[C@H](CCC(N)=O)NC(=O)[C@@H](NC(=O)C[H])[C@@H](C)CC)[C@@H](C)O						
503	D; 5250.24	X5Lys-Ac-X13Cys	Thioether	---	PEG21DA; X14K; amide	SGF+++; SIF+	AA++++; FF+++
503	ac-I-Q-Tba-T-Lys_Ac-Oic-A-D-Ogl-Trp_6CONH2-D-W-C-K-dR-am (SEQ ID NO:361)						
503	[H]C[C@@H]1NC(=O)[C@@H]2C[C@]3([H])CCCC[C@]3([H])N2C(=O)[C@H](CCCCNC(=O)CSC[C@H](NC(=O)[C@H](CC2=CNC3=CC=CC=C23)NC(=O)[C@H](CC(O)=O)NC(=O)[C@H](CC2=CNC3=CC(=CC=C23)C(N)=O)NC(=O)[C@H](CCCCCCCC)NC(=O)[C@H](CC(O)=O)NC1=O)C(=O)N[C@@H](CCCCNC(=O)CCOCCOCCOCCOCCOCCOCCOCCOCCOCCOCCOCCOCCOCCOCCOCCOCCOCCOCCOCCOCCOCCCC(=O)NCCCC[C@H](NC(=O)[C@@H]1CSCC(=O)NCCCC[C@H](NC(=O)[C@@H](NC(=O)[C@H](CC(C)(C)C)NC(=O)[C@H](CCC(N)=O)NC(=O)[C@@H](NC(=O)C[H])[C@@H](C)CC)[C@@H](C)O)C(=O)N2[C@@H](C[C@]3([H])CCCC[C@]23[H])C(=O)N[C@@H](C[H])C(=O)N[C@@H](CC(O)=O)C(=O)N[C@@H](CCCCCCCC)C(=O)N[C@@H](CC2=CNC3=CC(=CC=C23)C(N)=O)C(=O)N[C@@H](CC(O)=O)C(=O)N[C@@H](CC2=CNC3=CC=CC=C23)C(=O)N1)C(=O)N[C@H](CCCNC(N)=N)C(N)=O)C(=O)N[C@H](CCCNC(N)=N)C(N)=O)NC(=O)[C@@H](NC(=O)[C@H](CC(C)(C)C)NC(=O)[C@H](CCC(N)=O)NC(=O)[C@@H](NC(=O)C[H])[C@@H](C)CC)[C@@H](C)O						
504	D; 5220.3	X5Lys-Ac-X13Cys	Thioether	---	PEG21DA; X14K; amide	SGF+; SIF+	AA+++; FF++
504	ac-I-Q-Tba-T-Lys_Ac-Oic-A-D-Ogl-Trp_5Et-D-W-C-K-dR-am (SEQ ID NO:718)						
504	[H]C[C@@H]1NC(=O)[C@@H]2C[C@]3([H])CCCC[C@]3([H])N2C(=O)[C@H](CCCCNC(=O)CSC[C@H](NC(=O)[C@H](CC2=CNC3=CC=CC=C23)NC(=O)[C@H](CC(O)=O)NC(=O)[C@H](CC2=CNC3=C2C=C(CC)C=C3)NC(=O)[C@H](CCCCCCCC)NC(=O)[C@H](CC(O)=O)NC1=O)C(=O)N[C@@H](CCCCNC(=O)CCOCCOCCOCCOCCOCCOCCOCCOCCOCCOCCOCCOCCOCCOCCOCCOCCOCCOCCOCCOCCOCCCC(=O)NCCCC[C@H](NC(=O)[C@@H]1CSCC(=O)NCCCC[C@H](NC(=O)[C@@H](NC(=O)[C@H](CC(C)(C)C)NC(=O)[C@H](CCC(N)=O)NC(=O)[C@@H](NC(=O)C[H])[C@@H](C)CC)[C@@H](C)O)C(=O)N2[C@@H](C[C@]3([H])CCCC[C@]23[H])C(=O)N[C@@H](C[H])C(=O)N[C@@H](CC(O)=O)C(=O)N[C@@H](CCCCCCCC)C(=O)N[C@@H](CC2=CNC3=C2C=C(CC)C=C3)C(=O)N[C@@H](CC(O)=O)C(=O)N[C@@H](CC2=CNC3=CC=CC=C23)C(=O)N1)C(=O						

FIGURE 1.143

C#	Monomer (M) or Dimer (D) & MW (Daltons)	Cyclization Positions	Cyclization Chemical Bond	Cyclization Linker	Dimerization: Linker, Position, Chemical Bond	Stability Assays (SGF; SIF)	IC50 HEK Blue IL-17assays (AA, AF, FF)
	)N[C@H](CCCNC(N)=N)C(N)=O)C(=O)N[C@H](CCCNC(N)=N)C(N)=O)NC(=O)[C@@H](NC(=O)[C@H](CC(C)(C)C)NC(=O)[C@H](CCC(N)=O)NC(=O)[C@@H](NC(=O)C[H])[C@@H](C)CC)[C@@H](C)O						
505	D; 5220.21	X5Lys-Ac-X13Cys	Thioether	---	PEG21DA; X14K; amide	SGF+; SIF+	AA++++; FF+++
505	ac-I-Q-Tba-E-Lys_Ac-Oic-A-D-Ogl-W-D-W-C-K-dR-am (SEQ ID NO:362)						
505	[H]C[C@@H]1NC(=O)[C@@H]2C[C@]3([H])CCCC[C@]3([H])N2C(=O)[C@H](CCCCNC(=O)CSC[C@H](NC(=O)[C@H](CC2=CNC3=CC=CC=C23)NC(=O)[C@H](CC(O)=O)NC(=O)[C@H](CC2=CNC3=CC=CC=C23)NC(=O)[C@H](CCCCCCCC)NC(=O)[C@H](CC(O)=O)NC1=O)C(=O)N[C@@H](CCCCNC(=O)CCOCCOCCOCCOCCOCCOCCOCCOCCOCCOCCOCCOCCOCCOCCOCCOCCOCCOCCOCCOCCOCCOCCOCCOCCC(=O)NCCCC[C@H](NC(=O)[C@@H]1CSCC(=O)NCCCC[C@H](NC(=O)[C@H](CCC(O)=O)NC(=O)[C@H](CC(C)(C)C)NC(=O)[C@H](CCC(N)=O)NC(=O)[C@@H](NC(=O)C[H])[C@@H](C)CC)C(=O)N2[C@@H](C[C@]3([H])CCCC[C@]23[H])C(=O)N[C@@H](C[H])C(=O)N[C@@H](CC(O)=O)C(=O)N[C@@H](CCCCCCCC)C(=O)N[C@@H](CC2=CNC3=CC=CC=C23)C(=O)N[C@@H](CC(O)=O)C(=O)N[C@@H](CC2=CNC3=CC=CC=C23)C(=O)N1)C(=O)N[C@H](CCCNC(N)=N)C(N)=O)C(=O)N[C@H](CCCNC(N)=N)C(N)=O)NC(=O)[C@H](CCC(O)=O)NC(=O)[C@H](CC(C)(C)C)NC(=O)[C@H](CCC(N)=O)NC(=O)[C@@H](NC(=O)C[H])[C@@H](C)CC						
506	M; 2003.425	X5O3S_Reduced-X13O3S_Reduced	Carbon-carbon single bond	---	---	---	AA+++
506	ac-I-Q-V-T-O3S_Reduced-Oic-A-D-Ogl-W-D-W-O3S_Reduced-K-dR-am (SEQ ID NO:363)						
506	[H]C[C@@H]1NC(=O)[C@@H]2C[C@]3([H])CCCC[C@]3([H])N2C(=O)[C@H](CCCCCCCC[C@H](NC(=O)[C@H](CC2=CNC3=CC=CC=C23)NC(=O)[C@H](CC(O)=O)NC(=O)[C@H](CC2=CNC3=CC=CC=C23)NC(=O)[C@H](CCCCCCCC)NC(=O)[C@H](CC(O)=O)NC1=O)C(=O)N[C@@H](CCCCN[H])C(=O)N[C@H](CCCNC(N)=N)C(N)=O)NC(=O)[C@@H](NC(=O)[C@@H](NC(=O)[C@H](CCC(N)=O)NC(=O)[C@@H](NC(=O)C[H])[C@@H](C)CC)C(C)C)[C@@H](C)O						
507	M; 2031.435	X5O3S_Reduced-X13O3S_Reduced	Carbon-carbon single bond	---	---	---	AA+++
507	ac-I-Q-V-E-O3S_Reduced-Oic-A-D-Ogl-W-D-W-O3S_Reduced-K-dR-am (SEQ ID NO:364)						
507	[H]C[C@@H]1NC(=O)[C@@H]2C[C@]3([H])CCCC[C@]3([H])N2C(=O)[C@H](CCCCCCCC[C@H](NC(=O)[C@H](CC2=CNC3=CC=CC=C23)NC(=O)[C@H](CC(O)=O)NC(=O)[C@H](CC2=CNC3=CC=CC=C23)NC(=O)[C@H](CCCCCCCC)NC(=O)[C@H](CC(O)=O)NC1=O)C(=O)N[C@@H](CCCCN[H])C(=O)N[C@H](CCCNC(N)=N)C(N)=O)NC(=O)[C@H](CCC(O)=O)NC(=O)[C@@H](NC(=O)[C@H](CCC(N)=O)NC(=O)[C@@H](NC(=O)C[H])[C@@H](C)CC)C(C)C						
508	D; 5518.84	X5Hcy-X13Hcy	Thioether	Propane_Linker	PEG21DA; X14K; amide	SGF+; SIF++++	AA++++; FF+++
508	ac-I-Lys_PEG2_Me3-V-T-Hcy-Oic-A-D-Ogl-W-D-W-Hcy-K-dR-am (SEQ ID NO:365)						

FIGURE 1.144

C#	Monomer (M) or Dimer (D) & MW (Daltons)	Cyclization Positions	Cyclization Chemical Bond	Cyclization Linker	Dimerization: Linker, Position, Chemical Bond	Stability Assays (SGF; SIF)	IC50 HEK Blue IL-17assays (AA, AF, FF)
508	[H]C[C@@H]1NC(=O)[C@@H]2C[C@]3([H])CCCC[C@]3([H])N2C(=O)[C@H](CCSCCCSCC[C@H](NC(=O)[C@H](CC2=CNC3=CC=CC=C23)NC(=O)[C@H](CC(O)=O)NC(=O)[C@H](CC2=CNC3=CC=CC=C23)NC(=O)[C@H](CCCCCCCC)NC(=O)[C@H](CC(O)=O)NC1=O)C(=O)N[C@@H](CCCCNC(=O)CCOCCOCCOCCOCCOCCOCCOCCOCCOCCOCCOCCOCCOCCOCCOCCOCCOCCOCCOCCOCCOCCC(=O)NCCCC[C@H](NC(=O)[C@@H]1CCSCCCSCC[C@H](NC(=O)[C@@H](NC(=O)[C@@H](NC(=O)[C@H](CCCCNC(=O)CCOCCOCC[N+](C)(C)C)NC(=O)[C@@H](NC(=O)C[H])[C@@H](C)CC)C(C)C)[C@@H](C)O)C(=O)N2[C@@H](C[C@]3([H])CCCC[C@]23[H])C(=O)N[C@@H](C[H])C(=O)N[C@@H](CC(O)=O)C(=O)N[C@@H](CCCCCCCC)C(=O)N[C@@H](CC2=CNC3=CC=CC=C23)C(=O)N[C@@H](CC(O)=O)C(=O)N[C@@H](CC2=CNC3=CC=CC=C23)C(=O)N1)C(=O)N[C@H](CCCNC(N)=N)C(N)=O)C(=O)N[C@H](CCCNC(N)=N)C(N)=O)NC(=O)[C@@H](NC(=O)[C@@H](NC(=O)[C@H](CCCCNC(=O)CCOCCOCC[N+](C)(C)C)NC(=O)[C@@H](NC(=O)C[H])[C@@H](C)CC)C(C)C)[C@@H](C)O						
509	D; 5170.32	X5Hcy-X13Hcy	Thioether	Propane_Linker	PEG21DA; X14K; amide	SGF+; SIF++++	AA++++; FF+++
509	ac-I-Orn_Ac-V-T-Hcy-Oic-A-D-Ogl-W-D-W-Hcy-K-dR-am (SEQ ID NO:366)						
509	[H]C[C@@H]1NC(=O)[C@@H]2C[C@]3([H])CCCC[C@]3([H])N2C(=O)[C@H](CCSCCCSCC[C@H](NC(=O)[C@H](CC2=CNC3=CC=CC=C23)NC(=O)[C@H](CC(O)=O)NC(=O)[C@H](CC2=CNC3=CC=CC=C23)NC(=O)[C@H](CCCCCCCC)NC(=O)[C@H](CC(O)=O)NC1=O)C(=O)N[C@@H](CCCCNC(=O)CCOCCOCCOCCOCCOCCOCCOCCOCCOCCOCCOCCOCCOCCOCCOCCOCCOCCOCCOCCOCCOCCC(=O)NCCCC[C@H](NC(=O)[C@@H]1CCSCCCSCC[C@H](NC(=O)[C@@H](NC(=O)[C@@H](NC(=O)[C@H](CCCNC(C)=O)NC(=O)[C@@H](NC(=O)C[H])[C@@H](C)CC)C(C)C)[C@@H](C)O)C(=O)N2[C@@H](C[C@]3([H])CCCC[C@]23[H])C(=O)N[C@@H](C[H])C(=O)N[C@@H](CC(O)=O)C(=O)N[C@@H](CCCCCCCC)C(=O)N[C@@H](CC2=CNC3=CC=CC=C23)C(=O)N[C@@H](CC(O)=O)C(=O)N[C@@H](CC2=CNC3=CC=CC=C23)C(=O)N1)C(=O)N[C@H](CCCNC(N)=N)C(N)=O)C(=O)N[C@H](CCCNC(N)=N)C(N)=O)NC(=O)[C@@H](NC(=O)[C@@H](NC(=O)[C@H](CCCNC(C)=O)NC(=O)[C@@H](NC(=O)C[H])[C@@H](C)CC)C(C)C)[C@@H](C)O						
510	D; 5194.34	X5Hcy-X13Hcy	Thioether	EButene_Linker	PEG21DA; X14K; amide	SGF+; SIF++++	AA++++; FF+++
510	ac-I-Orn_Ac-V-T-Hcy-Oic-A-D-Ogl-W-D-W-Hcy-K-dR-am (SEQ ID NO:366)						
510	[H]C[C@@H]1NC(=O)[C@@H]2C[C@]3([H])CCCC[C@]3([H])N2C(=O)[C@H](CCSC\C=C\CSCC[C@H](NC(=O)[C@H](CC2=CNC3=CC=CC=C23)NC(=O)[C@H](CC(O)=O)NC(=O)[C@H](CC2=CNC3=CC=CC=C23)NC(=O)[C@H](CCCCCCCC)NC(=O)[C@H](CC(O)=O)NC1=O)C(=O)N[C@@H](CCCCNC(=O)CCOCCOCCOCCOCCOCCOCCOCCOCCOCCOCCOCCOCCOCCOCCOCCOCCOCCOCCOCCOCCOCCC(=O)NCCCC[C@H](NC(=O)[C@@H]1CCSC\C=C\CSCC[C@H](NC(=O)[C@@H](NC(=O)[C@@H](NC(=O)[C@H](CCCNC(C)=O)NC(=O)[C@@H](NC(=O)C[H])[C@@H](C)CC)C(C)C)[C@@H](C)O)C(=O)N2[C@@H](C[C@]3([H])CCCC[C@]23[H])C(=O)N[C@@H](C[H])C(=O)N[C@@H](CC(O)=O)C(=O)N[C@@H](CCCCCCCC)C(=O)N[C@@H](CC2=CNC3=CC=CC=C23)C(=O)N[C@@H](CC(O)=O)C(=O)N[C@@H](CC2=CNC3=CC=CC=C23)C(=O)N1)C(=O)N[C@H](CCCNC(N)=N)C(N)=O)C(=O)N[C@H](CCCNC(N)=N)C(N)=O)NC(=O)[C@@H](NC(=O)[C@@H](NC(=O)[C@H](CCCNC(C)=O)NC(=O)[C@@H](NC(=O)C[H])[C@@H](C)CC)C(C)C)[C@@H](C)O						
511	D; 5254.48	X5Hcy-X13Hcy	Thioether	Propane_Linker	PEG21DA; X14K; amide	SGF+; SIF++++	AA++++; FF+++
511	ac-I-OrnPVA-V-T-Hcy-Oic-A-D-Ogl-W-D-W-Hcy-K-dR-am (SEQ ID NO:367)						

FIGURE 1.145

C#	Monomer (M) or Dimer (D) & MW (Daltons)	Cyclization Positions	Cyclization Chemical Bond	Cyclization Linker	Dimerization: Linker, Position, Chemical Bond	Stability Assays (SGF; SIF)	IC50 HEK Blue IL-17assays (AA, AF, FF)
511	[H]C[C@@H]1NC(=O)[C@@H]2C[C@]3([H])CCCC[C@]3([H])N2C(=O)[C@H](CCSCCCSCC[C@H](NC(=O)[C@H](CC2=CNC3=CC=CC=C23)NC(=O)[C@H](CC(O)=O)NC(=O)[C@H](CC2=CNC3=CC=CC=C23)NC(=O)[C@H](CCCCCCCC)NC(=O)[C@H](CC(O)=O)NC1=O)C(=O)N[C@@H](CCCCNC(=O)CCOCCOCCOCCOCCOCCOCCOCCOCCOCCOCCOCCOCCOCCOCCOCCOCCOCCOCCOCCOCCOCCC(=O)NCCCC[C@H](NC(=O)[C@@H]1CCSCCCSCC[C@H](NC(=O)[C@@H](NC(=O)[C@@H](NC(=O)[C@H](CCCNC(=O)C(C)(C)C)NC(=O)[C@@H](NC(=O)C[H])[C@@H](C)CC)C(C)C)[C@@H](C)O)C(=O)N2[C@@H](C[C@]3([H])CCCC[C@]23[H])C(=O)N[C@@H](C[H])C(=O)N[C@@H](CC(O)=O)C(=O)N[C@@H](CCCCCCCC)C(=O)N[C@@H](CC2=CNC3=CC=CC=C23)C(=O)N[C@@H](CC(O)=O)C(=O)N[C@@H](CC2=CNC3=CC=CC=C23)C(=O)N1)C(=O)N[C@H](CCCNC(N)=N)C(N)=O)C(=O)N[C@H](CCCNC(N)=N)C(N)=O)NC(=O)[C@@H](NC(=O)[C@@H](NC(=O)[C@H](CCCNC(=O)C(C)(C)C)NC(=O)[C@@H](NC(=O)C[H])[C@@H](C)CC)C(C)C)[C@@H](C)O						
512	M; 2076.56	X5Hcy-X13Hcy	Thioether	Propane_Linker	---	---	AA+++
512	ac-I-H-Tle-T-Hcy-Oic-A-D-Ogl-W-D-W-Hcy-K-dR-am (SEQ ID NO:368)						
512	[H]C[C@@H]1NC(=O)[C@@H]2C[C@]3([H])CCCC[C@]3([H])N2C(=O)[C@H](CCSCCCSCC[C@H](NC(=O)[C@H](CC2=CNC3=CC=CC=C23)NC(=O)[C@H](CC(O)=O)NC(=O)[C@H](CC2=CNC3=CC=CC=C23)NC(=O)[C@H](CCCCCCCC)NC(=O)[C@H](CC(O)=O)NC1=O)C(=O)N[C@@H](CCCCN[H])C(=O)N[C@H](CCCNC(N)=N)C(N)=O)NC(=O)[C@@H](NC(=O)[C@@H](NC(=O)[C@H](CC1=CN=CN1)NC(=O)[C@@H](NC(=O)C[H])[C@@H](C)CC)C(C)(C)C)[C@@H](C)O						
513	D; 5160.28	X5Hcy-X13Hcy	Thioether	Propane_Linker	PEG21DA; X14K; amide	SGF++++; SIF++++	AA++++; FF+++
513	ac-I-H-Tle-T-Hcy-Oic-A-D-Ogl-W-D-W-Hcy-K-dR-am (SEQ ID NO:368)						
513	[H]C[C@@H]1NC(=O)[C@@H]2C[C@]3([H])CCCC[C@]3([H])N2C(=O)[C@H](CCSCCCSCC[C@H](NC(=O)[C@H](CC2=CNC3=CC=CC=C23)NC(=O)[C@H](CC(O)=O)NC(=O)[C@H](CC2=CNC3=CC=CC=C23)NC(=O)[C@H](CCCCCCCC)NC(=O)[C@H](CC(O)=O)NC1=O)C(=O)N[C@@H](CCCCNC(=O)CCOCCOCCOCCOCCOCCOCCOCCOCCOCCOCCOCCOCCOCCOCCOCCOCCOCCOCCOCCOCCOCCC(=O)NCCCC[C@H](NC(=O)[C@@H]1CCSCCCSCC[C@H](NC(=O)[C@@H](NC(=O)[C@@H](NC(=O)[C@H](CC2=CN=CN2)NC(=O)[C@@H](NC(=O)C[H])[C@@H](C)CC)C(C)(C)C)[C@@H](C)O)C(=O)N2[C@@H](C[C@]3([H])CCCC[C@]23[H])C(=O)N[C@@H](C[H])C(=O)N[C@@H](CC(O)=O)C(=O)N[C@@H](CCCCCCCC)C(=O)N[C@@H](CC2=CNC3=CC=CC=C23)C(=O)N[C@@H](CC(O)=O)C(=O)N[C@@H](CC2=CNC3=CC=CC=C23)C(=O)N1)C(=O)N[C@H](CCCNC(N)=N)C(N)=O)C(=O)N[C@H](CCCNC(N)=N)C(N)=O)NC(=O)[C@@H](NC(=O)[C@@H](NC(=O)[C@H](CC1=CN=CN1)NC(=O)[C@@H](NC(=O)C[H])[C@@H](C)CC)C(C)(C)C)[C@@H](C)O						
514	M; 2104.57	X5Hcy-X13Hcy	Thioether	Propane_Linker	---	---	AA++++; FF+
514	ac-I-H-Tle-E-Hcy-Oic-A-D-Ogl-W-D-W-Hcy-K-dR-am (SEQ ID NO:369)						
514	[H]C[C@@H]1NC(=O)[C@@H]2C[C@]3([H])CCCC[C@]3([H])N2C(=O)[C@H](CCSCCCSCC[C@H](NC(=O)[C@H](CC2=CNC3=CC=CC=C23)NC(=O)[C@H](CC(O)=O)NC(=O)[C@H](CC2=CNC3=CC=CC=C23)NC(=O)[C@H](CCCCCCCC)NC(=O)[C@H](CC(O)=O)NC1=O)C(=O)N[C@@H](CCCCN[H])C(=O)N[C@H](CCCNC(N)=N)C(N)=O)NC(=O)[C@H](CCC(O)=O)NC(=O)[C@@H](NC(=O)[C@H](CC1=CN=CN1)NC(=O)[C@@H](NC(=O)C[H])[C@@H](C)CC)C(C)(C)C						

FIGURE 1.146

C#	Monomer (M) or Dimer (D) & MW (Daltons)	Cyclization Positions	Cyclization Chemical Bond	Cyclization Linker	Dimerization: Linker, Position, Chemical Bond	Stability Assays (SGF; SIF)	IC50 HEK Blue IL-17assays (AA, AF, FF)
515	D; 5216.3	X5Hcy-X13Hcy	Thioether	Propane_Linker	PEG21DA; X14K; amide	SGF+; SIF++++	AA++++; FF++++
515	ac-I-H-Tle-E-Hcy-Oic-A-D-Ogl-W-D-W-Hcy-K-dR-am (SEQ ID NO:369)						
515	[H]C[C@@H]1NC(=O)[C@@H]2C[C@]3([H])CCCC[C@]3([H])N2C(=O)[C@H](CCSCCCSCC[C@H](NC(=O)[C@H](CC2=CNC3=CC=CC=C23)NC(=O)[C@H](CC(O)=O)NC(=O)[C@H](CC2=CNC3=CC=CC=C23)NC(=O)[C@H](CCCCCCCC)NC(=O)[C@H](CC(O)=O)NC1=O)C(=O)N[C@@H](CCCCCNC(=O)CCCCCCCCCCCCCCCCCCCCCCCCCCCCCCCCCCCCCCCCCCCCC(=O)NCCCC[C@H](NC(=O)[C@H](NC(=O)C[H])[C@@H](C)CC)C(C)(C)C)N2[C@@H](C[C@]3([H])CCCC[C@]23C(=O)N[C@@H](C[H])C(=O)N[C@@H](CC(O)=O)C(=O)N[C@@H](CCCCCCCC)C(=O)N[C@@H](CC2=CNC3=CC=CC=C23)C(=O)N[C@@H](CCC(O)=O)C(=O)N1)C(=O)N[C@H](CCCNC(N)=N)C(N)=O)C(=O)N[C@H](CCCNC(N)=N)C(N)=O)NC(=O)[C@H](CCC(O)=O)NC(=O)[C@H](CC1=CN=CN1)NC(=O)[C@@H](C)CC)C(C)C			
516	M; 2089.56	X5Hcy-X13Hcy	Thioether	Propane_Linker	---	---	AA+++
516	ac-I-H-Tle-N-Hcy-Oic-A-D-Ogl-W-D-W-Hcy-K-dR-am (SEQ ID NO:370)						
516	[H]C[C@@H]1NC(=O)[C@@H]2C[C@]3([H])CCCC[C@]3([H])N2C(=O)[C@H](CCSCCCSCC[C@H](NC(=O)[C@H](CC2=CNC3=CC=CC=C23)NC(=O)[C@H](CC(O)=O)NC1=O)C(=O)N[C@@H](CCCCCN[H])C(=O)N[C@H](CCCNC(N)=N)C(N)=O)NC(=O)[C@H](CC(O)=O)NC(=O)[C@H](CC2=CNC3=CC=CC=C23)NC(=O)[C@H](CCCCCCCC)NC(=O)[C@H](CC1=CN=CN1)NC(=O)[C@@H](C)CC)C(C)C			
517	D; 5186.280	X5Hcy-X13Hcy	Thioether	Propane_Linker	PEG21DA; X14K; amide	SGF++++; SIF++++	AA++++; FF++++
517	ac-I-H-Tle-N-Hcy-Oic-A-D-Ogl-W-D-W-Hcy-K-dR-am (SEQ ID NO:370)						
517	[H]C[C@@H]1NC(=O)[C@@H]2C[C@]3([H])CCCC[C@]3([H])N2C(=O)[C@H](CCSCCCSCC[C@H](NC(=O)[C@H](CC2=CNC3=CC=CC=C23)NC(=O)[C@H](CC(O)=O)NC1=O)C(=O)N[C@@H](CCCCCNC(=O)CCCCCCCCCCCCCCCCCCCCCCCCCCCCCCCCCCCCCCCCCCCCC(=O)NCCCC[C@@H](NC(=O)C[H])[C@@H](C)CC)C(C)(C)CCSCC[C@H](NC(=O)[C@H](CC2=CN=CN2)NC(=O)C[H])[C@@H](C)CC)C(C)(C)C)C(=O)N2[C@@H](C[C@]3([H])CCCC[C@]23C(=O)N[C@@H](C[H])C(=O)N[C@@H](CC(O)=O)C(=O)N[C@@H](CCCCCCCC)C(=O)N[C@@H](CC2=CNC3=CC=CC=C23)C(=O)N[C@@H](CCC(O)=O)C(=O)N1)C(=O)N[C@H](CCCNC(N)=N)C(N)=O)C(=O)N[C@H](CCCNC(N)=N)C(N)=O)NC(=O)[C@H](CC(N)=O)C(=O)[C@H](CC1=CN=CN1)NC(=O)[C@@H](NC(=O)C[H])[C@@H](C)CC)C(C)C			
518	M; 2081.53	X5Hcy-X13Hcy	Thioether	Propane_Linker	---	---	AA+++
518	ac-I-Q-V-E-Hcy-Oic-A-D-Ogl-W-D-W-Hcy-K-dR-am (SEQ ID NO:371)						
518	[H]C[C@@H]1NC(=O)[C@@H]2C[C@]3([H])CCCC[C@]3([H])N2C(=O)[C@H](CCSCCCSCC[C@H](NC(=O)[C@H](CC2=CNC3=CC=CC=C23)NC(=O)[C@H](CC(O)=O)NC1=O)C(=O)N[C@@H]						

FIGURE 1.147

C#	Monomer (M) or Dimer (D) & MW (Daltons)	Cyclization Positions	Cyclization Chemical Bond	Cyclization Linker	Dimerization: Linker, Position, Chemical Bond	Stability Assays (SGF; SIF)	IC50 HEK Blue IL-17assays (AA, AF, FF)
	(CCCCN[H])C(=O)N[C@H](CCCNC(N)=N)C(N)=O)NC(=O)[C@H](CCC(O)=O)NC(=O)[C@@H](NC(=O)[C@@H](CCC(N)=O)NC(=O)[C@@H](N C(=O)C[H])[C@@H](C)CC)C(C)C						
519	D; 5170.23	X5Hcy-X13Hcy	Thioether	Propane_Linker	PEG21DA; X14K; amide	SGF+; SIF++++	AA++++; FF+++
519	ac-I-Q-V-E-Hcy-Oic-A-D-Ogl-W-D-W-Hcy-K-dR-am (SEQ ID NC:371)						
519	[H]C[C@@H]1NC(=O)[C@@H]2C[C@]3([H])CCCC[C@]3([H])N2C(=O)[C@H](CCSCCCSCC[C@H](NC(=O)[C@H](CC2=CNC3=CC=CC=C23)N C(=O)[C@H](CC(O)=O)NC(=O)[C@H](CC2=CNC3=CC=CC=C23)NC(=O)[C@H](CCCCCCCC)NC(=O)[C@H](CC(O)=O)NC1=O)C(=O)N[C@@H] (CCCCNC(=O)CCCCCCCCCCCCCCCCCCCCCCCCCCCCCCCCCCCCCCCCCCCC(=O)NCCCC[C@H](NC(=O)[C@@H]1CCSC CCSCC[C@H](NC(=O)[C@H](CCC(O)=O)NC(=O)[C@@H](NC(=O)C[H])C(=O)N[C@@H](CC(=O)C(C)C)C(C)C)C (=O)N2[C@@H](C[C@]3([H])CCCC[C@]23[H])C(=O)N[C@@H](C[H])C(=O)N[C@@H](CC(O)=O)C(=O)N[C@@H](CCCCCCCC)C(=O)N[C@@ H](CC2=CNC3=CC=CC=C23)C(=O)N[C@@H](CC(O)=O)C(=O)NC(=O)N[C@@H](CC2=CNC3=CC=CC=C23)C(=O)N1)C(=O)N[C@H](CCCNC(N)=N)C(N)=O)C(=O)N[C@H](CCCNC(N)=N)C(N)=O)NC(=O)[C@H](CCC(O)=O)NC(=O)[C@@H](NC(=O)[C@@H](NC(=O)C[H])[C@@H](C)CC)C(C)C [H])[C@@H](C)CC)C(C)C						
520	D; 5254.3	X5Hcy-X13Hcy	Thioether	Oxetane_Linker	PEG21DA; X14K; amide	SGF+; SIF+	AA++++; FF++++
520	ac-I-Q-V-E-Hcy-Oic-A-D-Ogl-W-D-W-Hcy-K-dR-am (SEQ ID NC:371)						
520	[H]C[C@@H]1NC(=O)[C@@H]2C[C@]3([H])CCCC[C@]3([H])N2C(=O)[C@H](CCSCC2(COC2)CSCC[C@H](NC(=O)[C@H](CC2=CNC3=CC=C C=C23)NC(=O)[C@H](CC(O)=O)NC(=O)[C@H](CC2=CNC3=CC=CC=C23)NC(=O)[C@H](CCCCCCCC)NC(=O)[C@H](CC(O)=O)NC1=O)C(=O) N[C@@H](CCCCNC(=O)CCCCCCCCCCCCCCCCCCCCCCCCCCCCCCCCCCCCCCCCCCCC(=O)NCCCC[C@H](NC(=O)[C@@ H]1CCSCC2(COC2)CSCC[C@H](NC(=O)[C@H](CCC(O)=O)NC(=O)[C@@H](NC(=O)C[H])C(=O)N[C@@H](CCC(N)=O)NC(=O)[C@@H](CCCCC](C)CC)C(C)C)C(=O)N2[C@@H](CC2=CNC3=CC=CC=C23)C(=O)N[C@@H](C[H])C(=O)N[C@@H](CC2=CNC3=CC=CC=C23)C(=O)N1)C(=O)N[C@H](CCCNC(N)=N)C(N)=O)C(=O)N[C@H](CCCNC(N)=N)C(N)=O)NC(=O)[C@H](CCC(O)=O)NC(=O)[C@@H](NC(=O)[C@H](CCC(N)=O)NC(=O) [C@@H](NC(=O)C[H])[C@@H](C)CC)C(C)C						
521	D; 5140.21	X5Hcy-X13Hcy	Thioether	Propane_Linker	PEG21DA; X14K; amide	SGF+; SIF++++	AA++++; FF+++
521	ac-I-Q-V-N-Hcy-Oic-A-D-Ogl-W-D-W-Hcy-K-dR-am (SEQ ID NC:372)						
521	[H]C[C@@H]1NC(=O)[C@@H]2C[C@]3([H])CCCC[C@]3([H])N2C(=O)[C@H](CCSCCCSCC[C@H](NC(=O)[C@H](CC2=CNC3=CC=CC=C23)N C(=O)[C@H](CC(O)=O)NC(=O)[C@H](CC2=CNC3=CC=CC=C23)NC(=O)[C@H](CCCCCCCC)NC(=O)[C@H](CC(O)=O)NC1=O)C(=O)N[C@@H] (CCCCNC(=O)CCCCCCCCCCCCCCCCCCCCCCCCCCCCCCCCCCCCCCCCCCCC(=O)NCCCC[C@H](NC(=O)[C@@H]1CCSC CCSCC[C@H](NC(=O)[C@H](CCC(N)=O)NC(=O)[C@H](CCC(N)=O)NC(=O)[C@@H](NC(=O)C[H])[C@@H](C)CC)C(C)C)C(=O)N2[C@@H](C[C@]3([H])CCCC[C@]23[H])C(=O)N[C@@H](C[H])C(=O)N[C@@H](CC(O)=O)C(=O)N[C@@H](CCCCCCCC)C(=O)N[C@@H](CC2=CNC3=CC=CC=C23)C(=O)N[C@@H](CC(O)=O)C(=O)N[C@@H](CC2=CNC3=CC=CC=C23)C(=O)N1)C(=O)N[C@H](CCCNC(N)=N)C(N)						

FIGURE 1.148

C#	Monomer (M) or Dimer (D) & MW (Daltons)	Cyclization Positions	Cyclization Chemical Bond	Cyclization Linker	Dimerization: Linker, Position, Chemical Bond	Stability Assays (SGF; SIF)	IC50 HEK Blue IL-17assays (AA, AF, FF)
	=O)C(=O)N[C@H](CCCNC(N)=N)C(N)=O)NC(=O)[C@H](CC(N)=O)NC(=O)[C@@H](NC(=O)[C@H](CCC(N)=O)NC(=O)[C@@H](NC(=O)C[H])[C@@H](C)CC)C(C)C						
522	D; 5224.28	X5Hcy-X13Hcy	Thioether	Oxetane_Linker	PEG21DA; X14K; amide	SGF+; SIF+	AA++++; FF++++
522	ac-I-Q-V-N-Hcy-Oic-A-D-Ogl-W-D-W-Hcy-K-dR-am (SEQ ID NO:373)						
522	[H]C[C@@H]1NC(=O)[C@@H]2C[C@]3([H])CCCC[C@]3([H])N2C(=O)[C@H](CCSCC2(COC2)CSCC[C@H](NC(=O)[C@H](CC2=CNC3=CC=CC=C23)NC(=O)[C@H](CC(O)=O)NC(=O)[C@H](CC2=CNC3=CC=CC=C23)NC(=O)[C@H](CCCCCCCC)NC(=O)[C@H](CC(O)=O)NC1=O)C(=O)N[C@@H](CCCCNC(=O)CCOCCOCCOCCOCCOCCOCCOCCOCCOCCOCCOCCOCCOCCOCCOCCOCCOCCOCCOCCOCCOCCOCCOCCC(=O)NCCCC[C@H](NC(=O)[C@@H]1CCSCC2(COC2)CSCC[C@H](NC(=O)[C@H](CC(N)=O)NC(=O)[C@@H](NC(=O)[C@H](CCC(N)=O)NC(=O)[C@@H](NC(=O)C[H])[C@@H](C)CC)C(C)C)C(=O)N2[C@@H](C[C@]3([H])CCCC[C@]23[H])C(=O)N[C@@H](C[H])C(=O)N[C@@H](CC(O)=O)C(=O)N[C@@H](CCCCCCC)C(=O)N[C@@H](CC2=CNC3=CC=CC=C23)C(=O)N[C@@H](CC(O)=O)C(=O)N[C@@H](CC2=CNC3=CC=CC=C23)C(=O)N1)C(=O)N[C@H](CCCNC(N)=N)C(N)=O)C(=O)N[C@H](CCCNC(N)=N)C(N)=O)NC(=O)[C@H](CC(N)=O)NC(=O)[C@@H](NC(=O)[C@H](CCC(N)=O)NC(=O)[C@@H](NC(=O)C[H])[C@@H](C)CC)C(C)C						
523	D; 5354.39	X5Hcy-X13aMe_LysAc	Thioether	---	PEG21DA; X14K; amide	SGF++++; SIF++++	AA++++
523	ac-I-H-Tba-T-Hcy-Oic-A-Gla-Ogl-W-D-W-ame_Lys_Ac-K-dR-am (SEQ ID NO:374)						
523	[H]C[C@@H]1NC(=O)[C@@H]2C[C@]3([H])CCCC[C@]3([H])N2C(=O)[C@H](CCSCC(=O)NCCCC[C@](C)(NC(=O)[C@H](CC2=CNC3=CC=CC=C23)NC(=O)[C@H](CC(O)=O)NC(=O)[C@H](CC2=CNC3=CC=CC=C23)NC(=O)[C@H](CCCCCCCC)NC(=O)[C@H](CC(C(O)=O)C(O)=O)NC1=O)C(=O)N[C@@H](CCCCNC(=O)CCOCCOCCOCCOCCOCCOCCOCCOCCOCCOCCOCCOCCOCCOCCOCCOCCOCCOCCOCCOCCOCCOCCOCCC(=O)NCCCC[C@H](NC(=O)[C@]1(C)CCCCNC(=O)CSCC[C@H](NC(=O)[C@@H](NC(=O)[C@H](CC(C)(C)C)NC(=O)[C@H](CC2=CN=CN2)NC(=O)[C@@H](NC(=O)C[H])[C@@H](C)CC)[C@@H](C)O)C(=O)N2[C@@H](C[C@]3([H])CCCC[C@]23[H])C(=O)N[C@@H](C[H])C(=O)N[C@@H](CC(C(O)=O)C(O)=O)C(=O)N[C@@H](CCCCCCCC)C(=O)N[C@@H](CC2=CNC3=CC=CC=C23)C(=O)N[C@@H](CC(O)=O)C(=O)N[C@@H](CC2=CNC3=CC=CC=C23)C(=O)N1)C(=O)N[C@H](CCCNC(N)=N)C(N)=O)C(=O)N[C@H](CCCNC(N)=N)C(N)=O)NC(=O)[C@@H](NC(=O)[C@H](CC(C)(C)C)NC(=O)[C@H](CC1=CN=CN1)NC(=O)[C@@H](NC(=O)C[H])[C@@H](C)CC)[C@@H](C)O						
524	D; 5326.34	X5Lys_Ac-X13Cys	Thioether	---	PEG21DA; X14K; amide	SGF++++; SIF+++	AA++++
524	ac-I-H-Tba-T-Lys_Ac-Oic-Aib-Gla-Ogl-W-D-W-C-K-dR-am (SEQ ID NO:375)						
524	[H]CC(=O)N[C@@H]([C@@H](C)CC)C(=O)N[C@@H](CC1=CN=CN1)C(=O)N[C@@H](CC(C)(C)C)C(=O)N[C@@H]([C@@H](C)O)C(=O)N[C@H]1CCCCNC(=O)CSC[C@H](NC(=O)[C@H](CC2=CNC3=CC=CC=C23)NC(=O)[C@H](CC(O)=O)NC(=O)[C@H](CC2=CNC3=CC=CC=C23)NC(=O)[C@H](CCCCCCCC)NC(=O)[C@H](CC(C(O)=O)C(O)=O)NC(=O)C(C)(C)NC(=O)[C@@H]2C[C@]3([H])CCCC[C@]3([H])N2C1=O)C(=O)N[C@@H](CCCCNC(=O)CCOCCOCCOCCOCCOCCOCCOCCOCCOCCOCCOCCOCCOCCOCCOCCOCCOCCOCCOCCOCCOCCOCCOCCC(=O)NCCCC[C@H](NC(=O)[C@@H]1CSCC(=O)NCCCC[C@H](NC(=O)[C@@H](NC(=O)[C@H](CC(C)(C)C)NC(=O)[C@H](CC2=CN=CN2)NC(=O)[C@@H](NC(=O)C[H])[C@@H](C)CC)[C@@H](C)O)C(=O)N2[C@@H](C[C@]3([H])CCCC[C@]23[H])C(=O)NC(C)(C)C(=O)N[C@@H](CC(C(O)=O)C(O)=O)C(=O)N[C@@						

FIGURE 1.149

C#	Monomer (M) or Dimer (D) & MW (Daltons)	Cyclization Positions	Cyclization Chemical Bond	Cyclization Linker	Dimerization: Linker, Position, Chemical Bond	Stability Assays (SGF; SIF)	IC50 HEK Blue IL-17assays (AA, AF, FF)
	H](CCCCCCCC)C(=O)N[C@@H](CC2=CNC3=CC=CC=C23)C(=O)N[C@@H](CC(O)=O)C(=O)N[C@@H](CC2=CNC3=CC=CC=C23)C(=O)N1)C(=O)N[C@H](CCCNC(N)=N)C(N)=O)C(=O)N[C@H](CCCNC(N)=N)C(N)=O						
525	D; 5326.34	X5Lys_Ac-X13Cys	Thioether	---	PEG21DA; X14K; amide	SGF++++; SIF++++	AA++++; FF++
525	ac-I-H-Tba-T-Lys_Ac-Oic-A-Gla-Ogl-W-ame_Asp-W-C-K-dR-am (SEQ ID NO:376)						
525	[H]C[C@@H]1NC(=O)[C@@H]2C[C@]3([H])CCCC[C@]3([H])N2C(=O)[C@H](CCCCNC(=O)CSC[C@H](NC(=O)[C@H](CC2=CNC3=CC=CC=C23)NC(=O)[C@](C)(CC(O)=O)NC(=O)[C@H](CC2=CNC3=CC=CC=C23)NC(=O)[C@H](CCCCCCCC)NC(=O)[C@H](CC(C(O)=O)C(O)=O)NC1=O)C(=O)N[C@@H](CCCCNC(=O)CCOCCOCCOCCOCCOCCOCCOCCOCCOCCOCCOCCOCCOCCOCCOCCOCCOCCOCCOCCOCCOCCC(=O)NCCCC[C@H](NC(=O)[C@@H]1CSCC(=O)NCCCC[C@H](NC(=O)[C@@H](NC(=O)[C@H](CC(C)(C)C)NC(=O)[C@H](CC2=CN=CN2)NC(=O)[C@@H](NC(=O)C[H])[C@@H](C)CC)[C@@H](C)O)C(=O)N2[C@@H](C[C@]3([H])CCCC[C@]23[H])C(=O)N[C@@H](C[H])C(=O)N[C@@H](CC(C(O)=O)C(O)=O)C(=O)N[C@@H](CCCCCCCC)C(=O)N[C@@H](CC2=CNC3=CC=CC=C23)C(=O)N[C@@](C)(CC(O)=O)C(=O)N[C@@H](CC2=CNC3=CC=CC=C23)C(=O)N1)C(=O)N[C@H](CCCNC(N)=N)C(N)=O)C(=O)N[C@H](CCCNC(N)=N)C(N)=O)NC(=O)[C@@H](NC(=O)[C@H](CC(C)(C)C)NC(=O)[C@H](CC1=CN=CN1)NC(=O)[C@@H](NC(=O)C[H])[C@@H](C)CC)[C@@H](C)O						
526	D; 5308.32	X5Lys_Ac-X13Cys	Thioether	---	PEG21DA; X14K; amide	SGF+; SIF+	AA++++; FF+
526	ac-I-Q-Tba-T-Lys_Ac-Oic-A-Gla-Ogl-W-ame_Asp-W-C-K-dR-am (SEQ ID NO:377)						
526	[H]C[C@@H]1NC(=O)[C@@H]2C[C@]3([H])CCCC[C@]3([H])N2C(=O)[C@H](CCCCNC(=O)CSC[C@H](NC(=O)[C@H](CC2=CNC3=CC=CC=C23)NC(=O)[C@](C)(CC(O)=O)NC(=O)[C@H](CC2=CNC3=CC=CC=C23)NC(=O)[C@H](CCCCCCCC)NC(=O)[C@H](CC(C(O)=O)C(O)=O)NC1=O)C(=O)N[C@@H](CCCCNC(=O)CCOCCOCCOCCOCCOCCOCCOCCOCCOCCOCCOCCOCCOCCOCCOCCOCCOCCOCCOCCOCCOCCC(=O)NCCCC[C@H](NC(=O)[C@@H]1CSCC(=O)NCCCC[C@H](NC(=O)[C@@H](NC(=O)[C@H](CC(C)(C)C)NC(=O)[C@H](CCC(N)=O)NC(=O)[C@@H](NC(=O)C[H])[C@@H](C)CC)[C@@H](C)O)C(=O)N2[C@@H](C[C@]3([H])CCCC[C@]23[H])C(=O)N[C@@H](C[H])C(=O)N[C@@H](CC(C(O)=O)C(O)=O)C(=O)N[C@@H](CCCCCCCC)C(=O)N[C@@H](CC2=CNC3=CC=CC=C23)C(=O)N[C@@](C)(CC(O)=O)C(=O)N[C@@H](CC2=CNC3=CC=CC=C23)C(=O)N1)C(=O)N[C@H](CCCNC(N)=N)C(N)=O)C(=O)N[C@H](CCCNC(N)=N)C(N)=O)NC(=O)[C@@H](NC(=O)[C@H](CC(C)(C)C)NC(=O)[C@H](CCC(N)=O)NC(=O)[C@@H](NC(=O)C[H])[C@@H](C)CC)[C@@H](C)O						
527	D; 5326.34	X5Lys_Ac-X13Cys	Thioether	---	PEG21DA; X14K; amide	SGF++++; SIF++++	AA++++
527	ac-I-H-Tba-T-Lys_Ac-Oic-A-Gla-Ogl-W-D-W-aMe_Cys-K-dR-am (SEQ ID NO:378)						
527	[H]C[C@@H]1NC(=O)[C@@H]2C[C@]3([H])CCCC[C@]3([H])N2C(=O)[C@H](CCCCNC(=O)CSC[C@](C)(NC(=O)[C@H](CC2=CNC3=CC=CC=C23)NC(=O)[C@H](CC(O)=O)NC(=O)[C@H](CC2=CNC3=CC=CC=C23)NC(=O)[C@H](CCCCCCCC)NC(=O)[C@H](CC(C(O)=O)C(O)=O)NC1=O)C(=O)N[C@@H](CCCCNC(=O)CCOCCOCCOCCOCCOCCOCCOCCOCCOCCOCCOCCOCCOCCOCCOCCOCCOCCOCCOCCOCCOCCC(=O)NCCCC[C@H](NC(=O)[C@]1(C)CSCC(=O)NCCCC[C@H](NC(=O)[C@@H](NC(=O)[C@H](CC(C)(C)C)NC(=O)[C@H](CC2=CN=CN2)NC(=O)[C@@H](NC(=O)C[H])[C@@H](C)CC)[C@@H](C)O)C(=O)N2[C@@H](C[C@]3([H])CCCC[C@]23[H])C(=O)N[C@@H](C[H])C(=O)N[C@@H](CC(C(O)=O)C(O)=O)C(=O)N[C@@H](CCCCCCCC)C(=O)N[C@@H](CC2=CNC3=CC=CC=C23)C(=O)N[C@@H](CC(O)=O)C(=O)N[C@@H](CC2=CNC3=CC=CC=C						

FIGURE 1.150

C#	Monomer (M) or Dimer (D) & MW (Daltons)	Cyclization Positions	Cyclization Chemical Bond	Cyclization Linker	Dimerization: Linker, Position, Chemical Bond	Stability Assays (SGF; SIF)	IC50 HEK Blue IL-17assays (AA, AF, FF)
	23)C(=O)N1)C(=O)N[C@H](CCCNC(N)=N)C(N)=O)C(=O)N[C@H](CCCNC(N)=N)C(N)=O)NC(=O)[C@@H](NC(=O)[C@H](CC(C)(C)C)NC(=O)[C@H](CC1=CN=CN1)NC(=O)[C@@H](NC(=O)C[H])[C@@H](C)CC)[C@@H](C)O						
528	D; 5014.021	X5O3S_Reduced - X13O3S_Reduced	Carbon-carbon single bond	---	PEG21DA; X14K; amide	SGF+; SIF++++	AA++++; FF+++
528	ac-I-Q-V-T-O3S_Reduced-Oic-A-D-Ogl-W-D-W-O3S_Reduced-K-dR-am (SEQ ID NO:363)						
528	[H]C[C@@H]1NC(=O)[C@@H]2C[C@]3([H])CCCC[C@]3([H])N2C(=O)[C@H](CCCCCCCC[C@H](NC(=O)[C@H](CC2=CNC3=CC=CC=C23)NC(=O)[C@H](CC(O)=O)NC(=O)[C@H](CC2=CNC3=CC=CC=C23)NC(=O)[C@H](CCCCCCCC)NC(=O)[C@H](CC(O)=O)NC1=O)C(=O)N[C@@H](CCCCNC(=O)CCOCCOCCOCCOCCOCCOCCOCCOCCOCCOCCOCCOCCOCCOCCOCCOCCOCCOCCOCCOCCOCCC(=O)NCCCC[C@H](NC(=O)[C@@H]1CCCCCCCC[C@H](NC(=O)[C@@H](NC(=O)[C@@H](NC(=O)[C@H](CCC(N)=O)NC(=O)[C@@H](NC(=O)C[H])[C@@H](C)CC)C(C)C)[C@@H](C)O)C(=O)N2[C@@H](C[C@]3([H])CCCC[C@]23[H])C(=O)N[C@@H](C[H])C(=O)N[C@@H](CC(O)=O)C(=O)N[C@@H](CCCCCCCC)C(=O)N[C@@H](CC2=CNC3=CC=CC=C23)C(=O)N[C@@H](CC(O)=O)C(=O)N[C@@H](CC2=CNC3=CC=CC=C23)C(=O)N1)C(=O)N[C@H](CCCNC(N)=N)C(N)=O)C(=O)N[C@H](CCCNC(N)=N)C(N)=O)NC(=O)[C@@H](NC(=O)[C@@H](NC(=O)[C@H](CCC(N)=O)NC(=O)[C@@H](NC(=O)C[H])[C@@H](C)CC)C(C)C)[C@@H](C)O						
529	M; 2191.6	X5Hcy-X13Hcy	Thioether	Propane_Linker	---	SGF+; SIF+	AA++++; FF++++
529	ac-E-I-H-Tle-T-Hcy-Oic-A-D-Ogl-W-D-W-Hcy-N-dR-am (SEQ ID NO:379); Note - first residue E is position X0.						
529	[H]C[C@@H]1NC(=O)[C@@H]2C[C@]3([H])CCCC[C@]3([H])N2C(=O)[C@H](CCSCCCSCC[C@H](NC(=O)[C@H](CC2=CNC3=CC=CC=C23)NC(=O)[C@H](CC(O)=O)NC(=O)[C@H](CC2=CNC3=CC=CC=C23)NC(=O)[C@H](CCCCCCCC)NC(=O)[C@H](CC(O)=O)NC1=O)C(=O)N[C@@H](CC(N)=O)C(=O)N[C@H](CCCNC(N)=N)C(N)=O)NC(=O)[C@@H](NC(=O)[C@@H](NC(=O)[C@H](CC1=CN=CN1)NC(=O)[C@@H](NC(=O)[C@H](CCC(O)=O)NC(=O)C[H])[C@@H](C)CC)C(C)(C)C)[C@@H](C)O						
530	M; 2325.84	X5Hhc-X13Hhc	Disulfide	---	---	SGF+; SIF++++	AA++++; FF++++
530	ac-E-I-Lys_Me3-Ogl-T-Hhc-Oic-A-Gla-Ogl-W-D-W-Hhc-N-dR-am (SEQ ID NO:380); Note - first residue E is position X0.						
530	[H]NC(=O)C[C@H](NC(=O)[C@@H]1CCCSSCCC[C@H](NC(=O)[C@@]([H])(NC(=O)[C@H](CCCCCCCC)NC(=O)[C@H](CCCC[N+](C)(C)C)NC(=O)[C@@]([H])(NC(=O)[C@H](CCC(O)=O)NC(C)=O)[C@@H](C)CC)[C@@H](C)O[H])C(=O)N2C3CCCCC3C[C@H]2C(=O)N[C@@H](C)C(=O)N[C@@H](CC(C(O)=O)C(=O)N[C@@H](CCCCCCCC)C(=O)N[C@@H](CC2=CN([H])C3=C2C=CC=C3)C(=O)N[C@@H](CC(O)=O)C(=O)N[C@@H](CC2=CN([H])C3=C2C=CC=C3)C(=O)N1)C(O)=O)C(=O)N[C@H](CCCN=C(N)N[H])C(N)=O						
531	D; 5196.44	X5Hhc-X13Hhc	Thioether	Pentane_Linker	PEG21DA; X14K; amide	SGF++; SIF++++	AA++++; FF++++
531	ac-I-Lys_Me3-cyclopropyl_Ala-T-Hhc-Oic-A-D-Ogl-W-D-W-Hhc-K-dR-am (SEQ ID NO:381)						

FIGURE 1.151

C#	Monomer (M) or Dimer (D) & MW (Daltons)	Cyclization Positions	Cyclization Chemical Bond	Cyclization Linker	Dimerization: Linker, Position, Chemical Bond	Stability Assays (SGF; SIF)	IC50 HEK Blue IL-17assays (AA, AF, FF)
531	[H]NC(N)=NCCC[C@@H](NC(=O)[C@H](CCCCNC(=O)CCOCCOCCOCCOCCOCCOCCOCCOCCOCCOCCOCCOCCOCCOCCOCCOCCOCCOCCOCCOCCOCCOCCC(=O)NCCCC[C@H](NC(=O)[C@@H]1CCCSSCCC[C@H](NC(=O)[C@@]([H])(NC(=O)[C@H](CC2CC2)NC(=O)[C@H](CCCC[N+](C)(C)C)NC(=O)[C@@]([H])(NC(C)=O)[C@@H](C)CC)[C@@H](C)O[H])C(=O)N2C3CCCCC3C[C@H]2C(=O)N[C@@H](C)C(=O)N[C@@H](CC(O)=O)C(=O)N[C@@H](CCCCCCCC)C(=O)N[C@@H](CC2=CN([H])C3=C2C=CC=C3)C(=O)N[C@@H](CC(O)=O)C(=O)N[C@@H](CC2=CN([H])C3=C2C=CC=C3)C(=O)N1)C(=O)N[C@H](CCCN=C(N)N[H])C(N)=O)NC(=O)[C@@H]1CCCSSCCC[C@H](NC(=O)[C@@]([H])(NC(=O)[C@H](CC2CC2)NC(=O)[C@H](CCCC[N+](C)(C)C)NC(=O)[C@@]([H])(NC(C)=O)[C@@H](C)CC)[C@@H](C)O[H])C(=O)N2C3CCCCC3C[C@H]2C(=O)N[C@@H](C)C(=O)N[C@@H](CC(O)=O)C(=O)N[C@@H](CCCCCCCC)C(=O)N[C@@H](CC2=CN([H])C3=C2C=CC=C3)C(=O)N[C@@H](CC(O)=O)C(=O)N[C@@H](CC2=CN([H])C3=C2C=CC=C3)C(=O)N1)C(N)=O						
532	D; 5070.041	X5O3S_Reduced – X13O3S_Reduced	Carbon-carbon single bond	---	PEG21DA; X14K; amide	SGF+; SIF++++	AA++++; FF++++
532	ac-I-Q-V-E-O3S_Reduced-Oic-A-D-Ogl-W-D-W-O3S_Reduced-K-dR-am (SEQ ID NO:364)						
532	[H]C[C@@H]1NC(=O)[C@@H]2C[C@]3([H])CCCC[C@]3([H])N2C(=O)[C@H](CCCCCCCC[C@H](NC(=O)[C@H](CC2=CNC3=CC=CC=C23)NC(=O)[C@H](CC(O)=O)NC(=O)[C@H](CC2=CNC3=CC=CC=C23)NC(=O)[C@H](CCCCCCCC)NC(=O)[C@H](CC(O)=O)NC1=O)C(=O)N[C@@H](CCCCNC(=O)CCOCCOCCOCCOCCOCCOCCOCCOCCOCCOCCOCCOCCOCCOCCOCCOCCOCCOCCOCCOCCOCCOCCOCCC(=O)NCCCC[C@H](NC(=O)[C@@H]1CCCCCCCC[C@H](NC(=O)[C@H](CCC(O)=O)NC(=O)[C@@H](NC(=O)[C@H](CCC(N)=O)NC(=O)[C@@H](NC(=O)C[H])[C@@H](C)CC)C(C)C)C(=O)N2[C@@H](C[C@]3([H])CCCC[C@]23[H])C(=O)N[C@@H](C[H])C(=O)N[C@@H](CC(O)=O)C(=O)N[C@@H](CCCCCCCC)C(=O)N[C@@H](CC2=CNC3=CC=CC=C23)C(=O)N[C@@H](CC(O)=O)C(=O)N[C@@H](CC2=CNC3=CC=CC=C23)C(=O)N1)C(=O)N[C@H](CCCNC(N)=N)C(N)=O)C(=O)N[C@H](CCCNC(N)=N)C(N)=O)NC(=O)[C@H](CCC(O)=O)NC(=O)[C@@H](NC(=O)[C@H](CCC(N)=O)NC(=O)[C@@H](NC(=O)C[H])[C@@H](C)CC)C(C)C						
533	D; 5100.286	X5O3S_Reduced – X13O3S_Reduced	Carbon-carbon single bond	---	PEG21DA; X14K; amide	SGF++++; SIF++++	AA++++; FF++++
533	ac-I-Lys_Me3-V-T-O3S_Reduced-Oic-A-D-Ogl-W-D-W-O3S_Reduced-K-dR-am (SEQ ID NO:719)						
533	[H]C[C@@H]1NC(=O)[C@@H]2C[C@]3([H])CCCC[C@]3([H])N2C(=O)[C@H](CCCCCCCC[C@H](NC(=O)[C@H](CC2=CNC3=CC=CC=C23)NC(=O)[C@H](CC(O)=O)NC(=O)[C@H](CC2=CNC3=CC=CC=C23)NC(=O)[C@H](CCCCCCCC)NC(=O)[C@H](CC(O)=O)NC1=O)C(=O)N[C@@H](CCCCNC(=O)CCOCCOCCOCCOCCOCCOCCOCCOCCOCCOCCOCCOCCOCCOCCOCCOCCOCCOCCOCCOCCOCCOCCOCCC(=O)NCCCC[C@H](NC(=O)[C@@H]1CCCCCCCC[C@H](NC(=O)[C@@H](NC(=O)[C@@H](NC(=O)[C@H](CCCC[N+](C)(C)C)NC(=O)[C@@H](NC(=O)C[H])[C@@H](C)CC)C(C)C)[C@@H](C)O)C(=O)N2[C@@H](C[C@]3([H])CCCC[C@]23[H])C(=O)N[C@@H](C[H])C(=O)N[C@@H](CC(O)=O)C(=O)N[C@@H](CCCCCCCC)C(=O)N[C@@H](CC2=CNC3=CC=CC=C23)C(=O)N[C@@H](CC(O)=O)C(=O)N[C@@H](CC2=CNC3=CC=CC=C23)C(=O)N1)C(=O)N[C@H](CCCNC(N)=N)C(N)=O)C(=O)N[C@H](CCCNC(N)=N)C(N)=O)NC(=O)[C@@H](NC(=O)[C@@H](NC(=O)[C@H](CCCC[N+](C)(C)C)NC(=O)[C@@H](NC(=O)C[H])[C@@H](C)CC)C(C)C)[C@@H](C)O						

FIGURE 1.152

C#	Monomer (M) or Dimer (D) & MW (Daltons)	Cyclization Positions	Cyclization Chemical Bond	Cyclization Linker	Dimerization: Linker, Position, Chemical Bond	Stability Assays (SGF; SIF)	IC50 HEK Blue IL-17assays (AA, AF, FF)
534	D; 5190.233	X5O3S_Reduced - X13O3S_Reduced	Carbon-carbon single bond	---	PEG25DA; X14K; amide	SGF+; SIF++++	AA++++; FF++++
534	ac-I-Q-V-T-O3S_Reduced-Oic-A-D-Ogl-W-D-W-O3S_Reduced-K-dR-am (SEQ ID NO:363)						
534	[H]C[C@@H]1NC(=O)[C@@H]2C[C@]3([H])CCCC[C@]3([H])N2C(=O)[C@H](CCCCCCCC[C@H](NC(=O)[C@H](CC2=CNC3=CC=CC=C23)NC(=O)[C@H](CC(O)=O)NC(=O)[C@H](CC2=CNC3=CC=CC=C23)NC(=O)[C@H](CCCCCCCC)NC(=O)[C@H](CC(O)=O)NC1=O)C(=O)N[C@@H](CCCCNC(=O)CCOCCOCCOCCOCCOCCOCCOCCOCCOCCOCCOCCOCCOCCOCCOCCOCCOCCOCCOCCOCCOCCOCCOCCC(=O)NCCCC[C@H](NC(=O)[C@@H]1CCCCCCCC[C@H](NC(=O)[C@@H](NC(=O)[C@@H](NC(=O)[C@H](CCC(N)=O)NC(=O)[C@@H](NC(=O)C[H])[C@@H](C)CC)C(C)C)[C@@H](C)O)C(=O)N2[C@@H](C[C@]3([H])CCCC[C@]23[H])C(=O)N[C@@H](C[H])C(=O)N[C@@H](CC(O)=O)C(=O)N[C@@H](CCCCCCC)C(=O)N[C@@H](CC2=CNC3=CC=CC=C23)C(=O)N[C@@H](CC(O)=O)C(=O)N[C@@H](CC2=CNC3=CC=CC=C23)C(=O)N1)C(=O)N[C@H](CCCNC(N)=N)C(N)=O)C(=O)N[C@H](CCCNC(N)=N)C(N)=O)NC(=O)[C@@H](NC(=O)[C@@H](NC(=O)[C@H](CCC(N)=O)NC(=O)[C@@H](NC(=O)C[H])[C@@H](C)CC)C(C)C)[C@@H](C)O						
535	D; 5066.009	X5O3S-X13O3S	Carbon-carbon double bond	---	PEG21DA; X14K; amide	SGF+; SIF++++	AA++++; FF++++
535	ac-I-Q-V-E-O3S-Oic-A-D-Ogl-W-D-W-O3S-K-dR-am (SEQ ID NO:382)						
535	[H]C[C@@H]1NC(=O)[C@@H]2C[C@]3([H])CCCC[C@]3([H])N2C(=O)[C@H](CCCC=CCCC[C@H](NC(=O)[C@H](CC2=CNC3=CC=CC=C23)NC(=O)[C@H](CC(O)=O)NC(=O)[C@H](CC2=CNC3=CC=CC=C23)NC(=O)[C@H](CCCCCCCC)NC(=O)[C@H](CC(O)=O)NC1=O)C(=O)N[C@@H](CCCCNC(=O)CCOCCOCCOCCOCCOCCOCCOCCOCCOCCOCCOCCOCCOCCOCCOCCOCCOCCOCCOCCC(=O)NCCCC[C@H](NC(=O)[C@@H]1CCC\C=C\CCC[C@H](NC(=O)[C@H](CCC(O)=O)NC(=O)[C@@H](NC(=O)[C@H](CCC(N)=O)NC(=O)[C@@H](NC(=O)C[H])[C@@H](C)CC)C(C)C)C(=O)N2[C@@H](C[C@]3([H])CCCC[C@]23[H])C(=O)N[C@@H](C[H])C(=O)N[C@@H](CC(O)=O)C(=O)N[C@@H](CCCCCCCC)C(=O)N[C@@H](CC2=CNC3=CC=CC=C23)C(=O)N[C@@H](CC(O)=O)C(=O)N[C@@H](CC2=CNC3=CC=CC=C23)C(=O)N1)C(=O)N[C@H](CCCNC(N)=N)C(N)=O)C(=O)N[C@H](CCCNC(N)=N)C(N)=O)NC(=O)[C@H](CCC(O)=O)NC(=O)[C@@H](NC(=O)[C@H](CCC(N)=O)NC(=O)[C@@H](NC(=O)C[H])[C@@H](C)CC)C(C)C						
536	D; 5200.47	X5Cys-X13Cys	Thioether	Pentane_Linker	PEG21DA; X14K; amide	SGF++++; SIF+++	AA++++; FF++++
536	ac-I-Lys_Me3-V-T-C-Oic-A-D-Ogl-W-D-W-C-K-dR-am (SEQ ID NO:383)						
536	[H]C[C@@H]1NC(=O)[C@@H]2C[C@]3([H])CCCC[C@]3([H])N2C(=O)[C@H](CSCCCCCSC[C@H](NC(=O)[C@H](CC2=CNC3=CC=CC=C23)NC(=O)[C@H](CC(O)=O)NC(=O)[C@H](CC2=CNC3=CC=CC=C23)NC(=O)[C@H](CCCCCCCC)NC(=O)[C@H](CC(O)=O)NC1=O)C(=O)N[C@@H](CCCCNC(=O)CCOCCOCCOCCOCCOCCOCCOCCOCCOCCOCCOCCOCCOCCOCCOCCOCCOCCOCCOCCOCCC(=O)NCCCC[C@H](NC(=O)[C@@H]1CSCCCCCSC[C@H](NC(=O)[C@@H](NC(=O)[C@@H](NC(=O)[C@H](CCCC[N+](C)(C)C)NC(=O)[C@@H](NC(=O)C[H])[C@@H](C)CC)C(C)C)[C@@H](C)O)C(=O)N2[C@@H](C[C@]3([H])CCCC[C@]23[H])C(=O)N[C@@H](C[H])C(=O)N[C@@H](CC(O)=O)C(=O)N[C@@H](CCCCCCCC)C(=O)N[C@@H](CC2=CNC3=CC=CC=C23)C(=O)N[C@@H](CC(O)=O)C(=O)N[C@@H](CC2=CNC3=CC=CC=C23)C(=O)N1)C(=O)N[C@H](CCCN						

FIGURE 1.153

C#	Monomer (M) or Dimer (D) & MW (Daltons)	Cyclization Positions	Cyclization Chemical Bond	Cyclization Linker	Dimerization: Linker, Position, Chemical Bond	Stability Assays (SGF; SIF)	IC50 HEK Blue IL-17assays (AA, AF, FF)
	C(N)=N)C(N)=O)C(=O)N[C@H](CCCNC(N)=N)C(N)=O)NC(=O)[C@@H](NC(=O)[C@H](NC(=O)[C@H](CCCC[N+](C)(C)C)NC(=O)[C@@H]([NC(=O)C[H])[C@@H](C)CC)C(C)C)[C@@H](C)O						
537	D; 5256.49	X5Cys-X13Cys	Thioether	Pentane_Linker	PEG21DA; X14K; amide	SGF++++; SIF++++	AA++++; FF++++
537	ac-I-Lys_Me3-V-E-C-Oic-A-D-Ogl-W-D-W-C-K-dR-am (SEQ ID NO:384)						
537	[H]C[C@@H]1NC(=O)[C@@H]2C[C@]3([H])CCCC[C@]3([H])N2C(=O)[C@H](CSCCCCCSC[C@H](NC(=O)[C@H](CC2=CNC3=CC=CC=C23)NC(=O)[C@H](CC(O)=O)NC1=O)C(=O)N[C@@H](CCCCNC(=O)CCCCCCCCCCCCCCCCCCCCCCCCCCCCCCCCCCCCCCC(=O)NCCCC[C@H](NC(=O)[C@@H]1CSCCCCSC[C@H](NC(=O)[C@H](CCC(O)=O)NC(=O)[C@H](CCCC[N+](C)(C)C)NC(=O)C[H])[C@@H](C)CC)C(C)C)C(=O)N2[C@@H](C[C@]3([H])CCCC[C@]23[H])C(=O)N[C@@H](C[H])C(=O)N[C@@H](CC(O)=O)C(=O)N[C@@H](CCCCCCCC)C(=O)N[C@@H](CC2=CNC3=CC=CC=C23)C(=O)N[C@@H](CC2=CNC3=CC=CC=C23)C(=O)N1)C(=O)N[C@H](CCCNC(N)=N)C(N)=O)C(=O)N[C@H](CCCNC(N)=N)C(N)=O)NC(=O)[C@H](CCC(O)=O)NC(=O)[C@@H](NC(=O)[C@H](CCCC[N+](C)(C)C)NC(=O)[C@@H](NC(=O)C[H])[C@@H](C)CC)C(C)C						
538	M; 2203.61	X5Hcy-X13Hcy	Thioether	EButene_Linker	---	SGF+; SIF+++	AA++++; FF+++
538	ac-E-I-H-Tle-T-Hcy-Oic-A-D-Ogl-W-D-W-Hcy-N-dR-am (SEQ ID NO:379); Note: first residue E is position X0.						
538	[H]C[C@@H]1NC(=O)[C@@H]2C[C@]3([H])CCCC[C@]3([H])N2C(=O)[C@H](CCSC\C=C\CSCC[C@H](NC(=O)[C@H](CC2=CNC3=CC=CC=C23)NC(=O)[C@H](CC(O)=O)NC1=O)C(=O)N[C@@H](CCCCCCCC)NC(=O)[C@H](CC2=CNC3=CC=CC=C23)NC(=O)[C@H](CCCCCCCC)NC(=O)[C@H](CC(O)=O)NC1=O)C(=O)N[C@@H](CC(N)=O)C(=O)N[C@H](CCCNC(N)=N)C(N)=O)NC(=O)[C@@H](NC(=O)[C@H](CC1=CN=CN1)NC(=O)[C@@H](NC(=O)[C@H](CCC(O)=O)NC(=O)C[H])[C@@H](C)CC)C(C)C)[C@@H](C)O						
539	M; 2233.68	X5Hhc-X13Hhc	Disulfide	---	---	SGF++; SIF++++	AA++++; FF+++
539	ac-Tle-I-H-Tba-T-Hhc-Oic-A-Gla-Ogl-W-D-W-Hhc-N-dR-am (SEQ ID NO:385); Note: Tle at first residue is position X0.						
539	[H]C[C@@H]1NC(=O)[C@@H]2C[C@]3([H])CCCC[C@]3([H])N2C(=O)[C@H](CCCSSCCC[C@H](NC(=O)[C@H](CC2=CNC3=CC=CC=C23)NC(=O)[C@H](CC(O)=O)NC(=O)[C@H](CCCCCCCC)NC(=O)[C@H](CC(C(O)=O)C(O)=O)NC1=O)C(=O)N)N[C@@H](CC(N)=O)C(=O)N[C@H](CCCNC(N)=N)C(N)=O)NC(=O)[C@@H](NC(=O)[C@H](CC(C)C)NC(=O)[C@@H](C)CC)C(C)C)C(=O)[C@@H](NC(=O)C[H])C(C)C)C(=O)[C@@H](C)CC)C(C)C)[C@@H](C)O						
540	M; 2197.67	X5Hhc-X13Hhc	Disulfide	---	---	SGF+; SIF+	AA++++; FF++
540	ac-E-I-Lys_Me3-V-T-Hhc-Oic-A-D-Ogl-W-D-W-Hhc-N-dR-am (SEQ ID NO:386)						
540	[H]NC(=O)C[C@H](NC(=O)[C@@H]1CCCSSCCC[C@H](NC(=O)[C@@]([H])(NC(=O)[C@@H](NC(=O)[C@H](CCCC[N+](C)(C)C)NC(=O)[C@@]([H])(NC(=O)[C@H](CCC(O)=O)NC(C)=O)C(C)C)C(C)C)[C@@H](C)C)C(=O)N2C3CCCCC3C[C@H]2C(=O)N[C@@H](C)C(						

FIGURE 1.154

C#	Monomer (M) or Dimer (D) & MW (Daltons)	Cyclization Positions	Cyclization Chemical Bond	Cyclization Linker	Dimerization: Linker, Position, Chemical Bond	Stability Assays (SGF; SIF)	IC50 HEK Blue IL-17assays (AA, AF, FF)
	=O)N[C@@H](CC(O)=O)C(=O)N[C@@H](CCCCCCCC)C(=O)N[C@@H](CC2=CN([H])C3=C2C=CC=C3)C(=O)N[C@@H](CC(O)=O)C(=O)N[C@@H](CC2=CN([H])C3=C2C=CC=C3)C(=O)N1)C(=O)N[C@H](CCCN=C(N)N[H])C(N)=O						
541	M; 2197.67	X5Hhc-X13Hhc	Disulfide	---	---	SGF++++; SIF+	AA++++; FF++
541	ac-dE-I-Lys_Me3-V-T-Hhc-Oic-A-D-Ogl-W-D-W-Hhc-N-dR-am (SEQ ID NO:387)						
541	[H]NC(=O)C[C@H](NC(=O)[C@@H]1CCCSSCCC[C@H](NC(=O)[C@@]([H])(NC(=O)[C@@H](NC(=O)[C@H](CCCC[N+](C)(C)C)NC(=O)[C@@]([H])(NC(=O)[C@@H](CCC(O)=O)NC(C)=O)[C@@H](C)CC)C(C)C)[C@@H](C)O[H])C(=O)N2C3CCCCC3C[C@H]2C(=O)N[C@@H](C)C(=O)N[C@@H](CC(O)=O)C(=O)N[C@@H](CCCCCCCC)C(=O)N[C@@H](CC2=CN([H])C3=C2C=CC=C3)C(=O)N[C@@H](CC(O)=O)C(=O)N[C@@H](CC2=CN([H])C3=C2C=CC=C3)C(=O)N1)C(=O)N[C@H](CCCN=C(N)N[H])C(N)=O						
542	D; 5286.52	X5Hhc-X13Hhc	Disulfide	---	PEG21DA; X14K; amide	SGF++++; SIF++++	AA++++; FF++++
542	ac-I-Lys_Me3-V-T-Hhc-Oic-Q-D-Ogl-W-D-W-Hhc-K-dR-am (SEQ ID NO:388)						
542	[H]NC(=O)CC[C@@H]1NC(=O)[C@@H]2CC3CCCCC3N2C(=O)[C@H](CCCSSCCC[C@H](NC(=O)[C@H](CC2=CN([H])C3=C2C=CC=C3)NC(=O)[C@H](CC(O)=O)NC(=O)[C@H](CC2=CN([H])C3=C2C=CC=C3)NC(=O)[C@H](CCCCCCCC)NC(=O)[C@H](CC(O)=O)NC1=O)C(=O)N[C@@H](CCCCNC(=O)CCOCCOCCOCCOCCOCCOCCOCCOCCOCCOCCOCCOCCOCCOCCOCCOCCOCCOCCOCCOCCOCCC(=O)NCCCC[C@H](NC(=O)[C@@H]1CCCSSCCC[C@H](NC(=O)[C@@]([H])(NC(=O)[C@@H](NC(=O)[C@H](CCCC[N+](C)(C)C)NC(=O)[C@@]([H])(NC(C)=O)[C@@H](C)CC)C(C)C)[C@@H](C)O[H])C(=O)N2C3CCCCC3C[C@H]2C(=O)N[C@@H](CCC(=O)N[H])C(=O)N[C@@H](CC(O)=O)C(=O)N[C@@H](CCCCCCCC)C(=O)N[C@@H](CC2=CN([H])C3=C2C=CC=C3)C(=O)N[C@@H](CC(O)=O)C(=O)N[C@@H](CC2=CN([H])C3=C2C=CC=C3)C(=O)N1)C(=O)N[C@H](CCCN=C(N)N[H])C(N)=O)C(=O)N[C@H](CCCN=C(N)N[H])C(N)=O)NC(=O)[C@@]([H])(NC(=O)[C@@H](NC(=O)[C@H](CCCC[N+](C)(C)C)NC(=O)[C@@]([H])(NC(C)=O)[C@@H](C)CC)C(C)C)[C@@H](C)O[H]						
543	D; 5204.42	X5Hhc-X13Hhc	Disulfide	---	PEG21DA; X14K; amide	SGF++++; SIF++++	AA++++; FF++++
543	ac-I-Lys_Me3-V-T-Hhc-Oic-S-D-Ogl-W-D-W-Hhc-K-dR-am (SEQ ID NO:389)						
543	[H]NC(N)=NCCC[C@@H](NC(=O)[C@H](CCCCNC(=O)CCOCCOCCOCCOCCOCCOCCOCCOCCOCCOCCOCCOCCOCCOCCOCCOCCOCCOCCOCCOCCOCCC(=O)NCCCC[C@H](NC(=O)[C@@H]1CCCSSCCC[C@H](NC(=O)[C@@]([H])(NC(=O)[C@@H](NC(=O)[C@H](CCCC[N+](C)(C)C)NC(=O)[C@@]([H])(NC(C)=O)[C@@H](C)CC)C(C)C)[C@@H](C)O[H])C(=O)N2C3CCCCC3C[C@H]2C(=O)N[C@@H](CO[H])C(=O)N[C@@H](CC(O)=O)C(=O)N[C@@H](CCCCCCCC)C(=O)N[C@@H](CC2=CN([H])C3=C2C=CC=C3)C(=O)N[C@@H](CC(O)=O)C(=O)N[C@@H](CC2=CN([H])C3=C2C=CC=C3)C(=O)N1)C(=O)N[C@H](CCCN=C(N)N[H])C(N)=O)NC(=O)[C@@H]1CCCSSCCC[C@H](NC(=O)[C@@]([H])(NC(=O)[C@@H](NC(=O)[C@H](CCCC[N+](C)(C)C)NC(=O)[C@@]([H])(NC(C)=O)[C@@H](C)CC)C(C)C)[C@@H](C)O[H])C(=O)N2C3CCCCC3C[C@H]2C(=O)N[C@@H](CO[H])C(=O)N[C@@H](CC(O)=O)C(=O)N[C@@H](CCCCCCCC)C(=O)N[C@@H](CC2=CN([H])C3=C2C=CC=C3)C(=O)N[C@@H](CC(O)=O)C(=O)N[C@@H](CC2=CN([H])C3=C2C=CC=C3)C(=O)N1)C(N)=O						
544	D; 5252.55	X5Hhc-X13Hhc	Disulfide	---	PEG21DA; X14K; amide	SGF++++; SIF++++	AA++++; FF++++
544	ac-I-Lys_Me3-V-T-Hhc-Oic-Acvc-D-Ogl-W-D-W-Hhc-K-dR-am (SEQ ID NO:390)						

FIGURE 1.155

C#	Monomer (M) or Dimer (D) & MW (Daltons)	Cyclization Positions	Cyclization Chemical Bond	Cyclization Linker	Dimerization: Linker, Position, Chemical Bond	Stability Assays (SGF; SIF)	IC50 HEK Blue IL-17assays (AA, AF, FF)
544	[H]NC(N)=NCCC[C@@H](NC(=O)[C@H](CCCCNC(=O)CCOCCOCCOCCOCCOCCOCCOCCOCCOCCOCCOCCOCCOCCOCCOCCOCCOCCOCCOCCOCCOCCC(=O)NCCCC[C@H](NC(=O)[C@@H]1CCCSSCCC[C@H](NC(=O)[C@@]([H])(NC(=O)[C@@H](NC(=O)[C@H](CCCC[N+](C)(C)C)NC(=O)[C@@]([H])(NC(C)=O)[C@@H](C)CC)C(C)C)[C@@H](C)O[H])C(=O)N2C3CCCCC3C[C@H]2C(=O)NC2(CCCC2)C(=O)N[C@@H](CC(O)=O)C(=O)N[C@@H](CCCCCCCC)C(=O)N[C@@H](CC2=CN([H])C3=C2C=CC=C3)C(=O)N[C@@H](CC(O)=O)C(=O)N[C@@H](CC2=CN([H])C3=C2C=CC=C3)C(=O)N1)C(=O)N[C@H](CCCN=C(N)N[H])C(N)=O)NC(=O)[C@@H]1CCCSSCCC[C@H](NC(=O)[C@@]([H])(NC(=O)[C@@H](NC(=O)[C@H](CCCC[N+](C)(C)C)NC(=O)[C@@]([H])(NC(C)=O)[C@@H](C)CC)C(C)C)[C@@H](C)O[H])C(=O)N2C3CCCCC3C[C@H]2C(=O)NC2(CCCC2)C(=O)N[C@@H](CC(O)=O)C(=O)N[C@@H](CCCCCCCC)C(=O)N[C@@H](CC2=CN([H])C3=C2C=CC=C3)C(=O)N[C@@H](CC(O)=O)C(=O)N[C@@H](CC2=CN([H])C3=C2C=CC=C3)C(=O)N1)C(N)=O						
545	D; 5370.68	X5Hhc-X13Hhc	Disulfide	---	PEG21DA; X14K; amide	SGF++++; SIF++++	AA++++; FF++++
545	ac-I-Lys_Me3-V-T-Hhc-Oic-Lys_Ac-D-Ogl-W-D-W-Hhc-K-dR-am (SEQ ID NO:391)						
545	[H]CC(=O)NCCCC[C@@H]1NC(=O)[C@@H]2CC3CCCCC3N2C(=O)[C@H](CCCSSCCC[C@H](NC(=O)[C@H](CC2=CN([H])C3=C2C=CC=C3)NC(=O)[C@H](CC(O)=O)NC(=O)[C@H](CC2=CN([H])C3=C2C=CC=C3)NC(=O)[C@H](CCCCCCCC)NC(=O)[C@H](CC(O)=O)NC1=O)C(=O)N[C@@H](CCCCNC(=O)CCOCCOCCOCCOCCOCCOCCOCCOCCOCCOCCOCCOCCOCCOCCOCCOCCOCCOCCOCCOCCOCCOCCC(=O)NCCCC[C@H](NC(=O)[C@@H]1CCCSSCCC[C@H](NC(=O)[C@@]([H])(NC(=O)[C@@H](NC(=O)[C@H](CCCC[N+](C)(C)C)NC(=O)[C@@]([H])(NC(C)=O)[C@@H](C)CC)C(C)C)[C@@H](C)O[H])C(=O)N2C3CCCCC3C[C@H]2C(=O)N[C@@H](CCCCNC(=O)C[H])C(=O)N[C@@H](CC(O)=O)C(=O)N[C@@H](CCCCCCCC)C(=O)N[C@@H](CC2=CN([H])C3=C2C=CC=C3)C(=O)N[C@@H](CC(O)=O)C(=O)N[C@@H](CC2=CN([H])C3=C2C=CC=C3)C(=O)N1)C(=O)N[C@H](CCCN=C(N)N[H])C(N)=O)C(=O)N[C@H](CCCN=C(N)N[H])C(N)=O)NC(=O)[C@@]([H])(NC(=O)[C@@H](NC(=O)[C@H](CCCC[N+](C)(C)C)NC(=O)[C@@]([H])(NC(C)=O)[C@@H](C)CC)C(C)C)[C@@H](C)O[H]						
546	D; 5224.49	X5Hhc-X13Hhc	Disulfide	---	PEG21DA; X14K; amide	SGF++++; SIF++++	AA++++; FF++++
546	ac-I-Lys_Me3-V-T-Hhc-Oic-P-D-Ogl-W-D-W-Hhc-K-dR-am (SEQ ID NO:392)						
546	[H]NC(N)=NCCC[C@@H](NC(=O)[C@H](CCCCNC(=O)CCOCCOCCOCCOCCOCCOCCOCCOCCOCCOCCOCCOCCOCCOCCOCCOCCOCCOCCOCCOCCOCCOCCC(=O)NCCCC[C@H](NC(=O)[C@@H]1CCCSSCCC[C@H](NC(=O)[C@@]([H])(NC(=O)[C@@H](NC(=O)[C@H](CCCC[N+](C)(C)C)NC(=O)[C@@]([H])(NC(C)=O)[C@@H](C)CC)C(C)C)[C@@H](C)O[H])C(=O)N2C3CCCCC3C[C@H]2C(=O)N2CCC[C@H]2C(=O)N[C@@H](CC(O)=O)C(=O)N[C@@H](CCCCCCCC)C(=O)N[C@@H](CC2=CN([H])C3=C2C=CC=C3)C(=O)N[C@@H](CC(O)=O)C(=O)N[C@@H](CC2=CN([H])C3=C2C=CC=C3)C(=O)N1)C(=O)N[C@H](CCCN=C(N)N[H])C(N)=O)NC(=O)[C@@H]1CCCSSCCC[C@H](NC(=O)[C@@]([H])(NC(=O)[C@@H](NC(=O)[C@H](CCCC[N+](C)(C)C)NC(=O)[C@@]([H])(NC(C)=O)[C@@H](C)CC)C(C)C)[C@@H](C)O[H])C(=O)N2C3CCCCC3C[C@H]2C(=O)N2CC[C@H]2C(=O)N[C@@H](CC(O)=O)C(=O)N[C@@H](CCCCCCCC)C(=O)N[C@@H](CC2=CN([H])C3=C2C=CC=C3)C(=O)N[C@@H](CC(O)=O)C(=O)N[C@@H](CC2=CN([H])C3=C2C=CC=C3)C(=O)N1)C(N)=O						
547	D; 5284.63	X5Hhc-X13Hhc	Disulfide	---	PEG21DA; X14K; amide	SGF++++; SIF++++	AA++++; FF++++
547	ac-I-Lys_Me3-V-T-Hhc-Oic-Tba-D-Ogl-W-D-W-Hhc-K-dR-am (SEQ ID NO:393)						

FIGURE 1.156

C#	Monomer (M) or Dimer (D) & MW (Daltons)	Cyclization Positions	Cyclization Chemical Bond	Cyclization Linker	Dimerization: Linker, Position, Chemical Bond	Stability Assays (SGF; SIF)	IC50 HEK Blue IL-17assays (AA, AF, FF)
547	[H]NC(N)=NCCC[C@@H](NC(=O)[C@H](CCCCNC(=O)CCOCCOCCOCCOCCOCCOCCOCCOCCOCCOCCOCCOCCOCCOCCOCCOCCOCCOCCOCCOCCOCCC(=O)NCCCC[C@H](NC(=O)[C@@H]1CCCSSCCC[C@H](NC(=O)[C@@]([H])(NC(=O)[C@@H](NC(=O)[C@H](CCCC[N+](C)(C)C)NC(=O)[C@@]([H])(NC(C)=O)[C@@H](C)CC)C(C)C)[C@@H](C)O[H])C(=O)N2C3CCCCC3C[C@H]2C(=O)N[C@@H](CC(C)(C)C)C(=O)N[C@@H](CC(O)=O)C(=O)N[C@@H](CCCCCCCC)C(=O)N[C@@H](CC2=CN([H])C3=C2C=CC=C3)C(=O)N[C@@H](CC(O)=O)C(=O)N[C@@H](CC2=CN([H])C3=C2C=CC=C3)C(=O)N1)C(=O)N[C@H](CCCN=C(N)N[H])C(N)=O)NC(=O)[C@@H]1CCCSSCCC[C@H](NC(=O)[C@@]([H])(NC(=O)[C@@H](NC(=O)[C@H](CCCC[N+](C)(C)C)NC(=O)[C@@]([H])(NC(C)=O)[C@@H](C)CC)C(C)C)[C@@H](C)O[H])C(=O)N2C3CCCCC3C[C@H]2C(=O)N[C@@H](CC(C)(C)C)C(=O)N[C@@H](CC(O)=O)C(=O)N[C@@H](CCCCCCCC)C(=O)N[C@@H](CC2=CN([H])C3=C2C=CC=C3)C(=O)N[C@@H](CC(O)=O)C(=O)N[C@@H](CC2=CN([H])C3=C2C=CC=C3)C(=O)N1)C(N)=O						
548	D; 5288.49	X5Hhc-X13Hhc	Disulfide	---	PEG21DA; X14K; amide	SGF++++; SIF++++	AA++++; FF++++
548	ac-I-Lys_Me3-V-T-Hhc-Oic-E-D-Ogl-W-D-W-Hhc-K-dR-am (SEQ ID NO:394)						
548	[H]NC(N)=NCCC[C@@H](NC(=O)[C@H](CCCCNC(=O)CCOCCOCCOCCOCCOCCOCCOCCOCCOCCOCCOCCOCCOCCOCCOCCOCCOCCOCCOCCOCCOCCOCCC(=O)NCCCC[C@H](NC(=O)[C@@H]1CCCSSCCC[C@H](NC(=O)[C@@]([H])(NC(=O)[C@@H](NC(=O)[C@H](CCCC[N+](C)(C)C)NC(=O)[C@@]([H])(NC(C)=O)[C@@H](C)CC)C(C)C)[C@@H](C)O[H])C(=O)N2C3CCCCC3C[C@H]2C(=O)N[C@@H](CCC(O)=O)C(=O)N[C@@H](CC(O)=O)C(=O)N[C@@H](CCCCCCCC)C(=O)N[C@@H](CC2=CN([H])C3=C2C=CC=C3)C(=O)N[C@@H](CC(O)=O)C(=O)N[C@@H](CC2=CN([H])C3=C2C=CC=C3)C(=O)N1)C(=O)N[C@H](CCCN=C(N)N[H])C(N)=O)NC(=O)[C@@H]1CCCSSCCC[C@H](NC(=O)[C@@]([H])(NC(=O)[C@@H](NC(=O)[C@H](CCCC[N+](C)(C)C)NC(=O)[C@@]([H])(NC(C)=O)[C@@H](C)CC)C(C)C)[C@@H](C)O[H])C(=O)N2C3CCCCC3C[C@H]2C(=O)N[C@@H](CCC(O)=O)C(=O)N[C@@H](CC(O)=O)C(=O)N[C@@H](CCCCCCCC)C(=O)N[C@@H](CC2=CN([H])C3=C2C=CC=C3)C(=O)N[C@@H](CC(O)=O)C(=O)N[C@@H](CC2=CN([H])C3=C2C=CC=C3)C(=O)N1)C(N)=O						
549	M; 2070.472	X5 O3S_Reduced-X13 O3S_Reduced	Carbon-carbon single	---	---	---	AA++++
549	ac-I-H-V-T-O3S_Reduced-Oic-A-Gla-Ogl-W-D-W-O3S_Reduced-K-dR-am (SEQ ID NO:395)						
549	[H]C[C@@H]1NC(=O)[C@@H]2C[C@]3([H])CCCC[C@]3([H])N2C(=O)[C@H](CCCCCCCC[C@H](NC(=O)[C@H](CC2=CNC3=CC=CC=C23)NC(=O)[C@H](CC(O)=O)NC(=O)[C@H](CC2=CNC3=CC=CC=C23)NC(=O)[C@H](CCCCCCCC)NC(=O)[C@H](CC(C(O)=O)C(O)=O)NC1=O)C(=O)N[C@@H](CCCCN[H])C(=O)N[C@H](CCCNC(N)=N)C(N)=O)NC(=O)[C@@H](NC(=O)[C@@H](NC(=O)[C@H](CC1=CN=CN1)NC(=O)[C@@H](NC(=O)C[H])[C@@H](C)CC)C(C)C)[C@@H](C)O						
550	M; 2169.605	X5 O3S_Reduced-X13 O3S_Reduced	Carbon-carbon single	---	---	---	AA++++
550	ac-E-I-H-Tba-T-O3S_Reduced-Oic-A-D-Ogl-W-D-W-O3S_Reduced-K-dR-am (SEQ ID NO:396)						

FIGURE 1.157

C#	Monomer (M) or Dimer (D) & MW (Daltons)	Cyclization Positions	Cyclization Chemical Bond	Cyclization Linker	Dimerization: Linker, Position, Chemical Bond	Stability Assays (SGF; SIF)	IC50 HEK Blue IL-17assays (AA, AF, FF)
550	[H]C[C@@H]1NC(=O)[C@@H]2C[C@]3([H])CCCC[C@]3([H])N2C(=O)[C@H](CCCCCCCC[C@H](NC(=O)[C@H](CC2=CNC3=CC=CC=C23)NC(=O)[C@H](CC(O)=O)NC(=O)[C@H](CC2=CNC3=CC=CC=C23)NC(=O)[C@H](CCCCCCCC)NC(=O)[C@H](CC(O)=O)NC1=O)C(=O)N[C@@H](CCCCN[H])C(=O)N[C@H](CCCNC(N)=N)C(N)=O)NC(=O)[C@@H](NC(=O)[C@H](CC(C)(C)C)NC(=O)[C@H](CC1=CN=CN1)NC(=O)[C@@H](NC(=O)[C@H](CCC(O)=O)NC(=O)C[H])[C@@H](C)CC)[C@@H](C)O						
551	M; 2150.646	X7O3S_Me-X11O3S_Me	Carbon-carbon double	---	---	SGF++++; SIF++++	AA++++
551	ac-I-H-Tba-T-I-Oic-O3S_Me-Gla-Ogl-W-O3S_Me-W-I-N-dR-am (SEQ ID NO:397)						
551	[H]CC(=O)N[C@@H]([C@@H](C)CC)C(=O)N[C@@H](CC1=CN=CN1)C(=O)N[C@@H](CC(C)(C)C)C(=O)N[C@@H]([C@@H](C)O)C(=O)N[C@@H]([C@@H](C)CC)C(=O)N1[C@@H](C[C@]2([H])CCCC[C@]12[H])C(=O)N[C@@]1(C)CCC\C=C\CCC[C@](C)(NC(=O)[C@H](CC2=CNC3=CC=CC=C23)NC(=O)[C@H](CCCCCCCC)NC(=O)[C@H](CC(C(O)=O)C(O)=O)NC1=O)C(=O)N[C@@H](CC1=CNC2=CC=CC=C12)C(=O)N[C@@H]([C@@H](C)CC)C(=O)N[C@@H](CC(N)=O)C(=O)N[C@H](CCCNC(N)=N)C(N)=O						
552	M; 2113.581	X7O3S_Me-X11O3S_Me	Carbon-carbon double	---	---	SGF+++; SIF++	AA++++
552	ac-I-Q-V-T-I-Oic-O3S_Me-Gla-Ogl-W-O3S_Me-W-I-N-dR-am (SEQ ID NO:398)						
552	[H]CC(=O)N[C@@H]([C@@H](C)CC)C(=O)N[C@@H](CCC(N)=O)C(=O)N[C@@H](C(C)C)C(=O)N[C@@H]([C@@H](C)O)C(=O)N[C@@H]([C@@H](C)CC)C(=O)N1[C@@H](C[C@]2([H])CCCC[C@]12[H])C(=O)N[C@@]1(C)CCC\C=C\CCC[C@](C)(NC(=O)[C@H](CC2=CNC3=CC=CC=C23)NC(=O)[C@H](CCCCCCCC)NC(=O)[C@H](CC(C(O)=O)C(O)=O)NC1=O)C(=O)N[C@@H](CC1=CNC2=CC=CC=C12)C(=O)N[C@@H]([C@@H](C)CC)C(=O)N[C@@H](CC(N)=O)C(=O)N[C@H](CCCNC(N)=N)C(N)=O						
553	M; 2279.761	X7O3S_Me-X11O3S_Me	Carbon-carbon double	---	---	SGF+++; SIF++	AA++++
553	ac-E-I-H-Tba-T-I-Oic-O3S_Me-Gla-Ogl-W-O3S_Me-W-I-N-dR-am (SEQ ID NO:399)						
553	[H]CC(=O)N[C@@H](CCC(O)=O)C(=O)N[C@@H]([C@@H](C)CC)C(=O)N[C@@H](CC1=CN=CN1)C(=O)N[C@@H](CC(C)(C)C)C(=O)N[C@@H]([C@@H](C)O)C(=O)N[C@@H]([C@@H](C)CC)C(=O)N1[C@@H](C[C@]2([H])CCCC[C@]12[H])C(=O)N[C@@]1(C)CCC\C=C\CCC[C@](C)(NC(=O)[C@H](CC2=CNC3=CC=CC=C23)NC(=O)[C@H](CCCCCCCC)NC(=O)[C@H](CC(C(O)=O)C(O)=O)NC1=O)C(=O)N[C@@H](CC1=CNC2=CC=CC=C12)C(=O)N[C@@H]([C@@H](C)CC)C(=O)N[C@@H](CC(N)=O)C(=O)N[C@H](CCCNC(N)=N)C(N)=O						
554	D; 5192.33	X5Lys_Ac-X13Cys	Thioether	---	PEG21DA; X14K; amide	---	AA++++; FF+
554	ac-I-Lys_Dimethyl-V-T-Lys_Ac-Oic-A-D-Ogl-W-E-W-C-K-dR-am (SEQ ID NO:400)						
554	[H]C[C@@H]1NC(=O)[C@@H]2C[C@]3([H])CCCC[C@]3([H])N2C(=O)[C@H](CCCCNC(=O)CSC[C@H](NC(=O)[C@H](CC2=CNC3=CC=CC=C23)NC(=O)[C@H](CCC(O)=O)NC(=O)[C@H](CC2=CNC3=CC=CC=C23)NC(=O)[C@H](CCCCCCCC)NC(=O)[C@H](CC(O)=O)NC1=O)C(=O)N[C@@H](CCCCNC(=O)CCOCCOCCOCCOCCOCCOCCOCCOCCOCCOCCOCCOCCOCCOCCOCCOCCOCCOCCOCCOCCOCCC(=O)NCCCC[C@H](NC(=O)[C@@H]1CSCC(=O)NCCCC[C@H](NC(=O)[C@@H](NC(=O)[C@@H](NC(=O)[C@H](CCCCN(C)C)N([H])C(=O)[C@@H](NC(=O)C[H])[C@@H](C)CC)C(C)C)[C@@H](C)O)C(=O)N2[C@@H](C[C@]3([H])CCCC[C@]23[H])C(=O)N[C@@H](C[H])C(=O)N[C@@H](CC(O)=O)C(=O)N[C@@H](CCCCCCCC)C(=O)N[C@@H](CC2=CNC3=CC=CC=C23)C(=O)N[C@@H](CCC(O)=O)C(=O)N[C@@H](CC2=CNC3=CC=CC=C23)C(=O)N1)C(=O)N[						

FIGURE 1.158

C#	Monomer (M) or Dimer (D) & MW (Daltons)	Cyclization Positions	Cyclization Chemical Bond	Cyclization Linker	Dimerization: Linker, Position, Chemical Bond	Stability Assays (SGF; SIF)	IC50 HEK Blue IL-17assays (AA, AF, FF)
	C@H](CCCNC(N)=N)C(N)=O)C(=O)N[C@H](CCCNC(N)=N)C(N)=O)NC(=O)[C@@H](NC(=O)[C@@H](NC(=O)[C@H](CCCCN(C)C)N([H])C(=O)[C@@H](NC(=O)C[H])[C@@H](C)CC)C(C)C)[C@@H](C)O						
555	D; 5289.27	X5Lys_Ac-X13Cys	Thioether	---	PEG21DA; X14K; amide	---	AA++++; FF+
555	ac-I-Lys_Dimethyl-Tba-T-Lys_Ac-Oic-A-D-Ogl-W-D-Trp_6Cl-C-K-dR-am (SEQ ID NO:401)						
555	[H]C[C@@H]1NC(=O)[C@@H]2C[C@]3([H])CCCC[C@]3([H])N2C(=O)[C@H](CCCCNC(=O)CSC[C@H](NC(=O)[C@H](CC2=CNC3=CC(Cl)=CC=C23)NC(=O)[C@H](CC(O)=O)NC(=O)[C@H](CC2=CNC3=CC=CC=C23)NC(=O)[C@H](CCCCCCCC)NC(=O)[C@H](CC(O)=O)NC1=O)C(=O)N[C@@H](CCCCNC(=O)CCOCCOCCOCCOCCOCCOCCOCCOCCOCCOCCOCCOCCOCCOCCOCCOCCOCCOCCOCCOCCOCCOCCOCCC(=O)NCCCC[C@H](NC(=O)[C@@H]1CSCC(=O)NCCCC[C@H](NC(=O)[C@@H](NC(=O)[C@H](CC(C)(C)C)NC(=O)[C@H](CCCCN(C)C)N([H])C(=O)[C@@H](NC(=O)C[H])[C@@H](C)CC)[C@@H](C)O)C(=O)N2[C@@H](C[C@]3([H])CCCC[C@]23[H])C(=O)N[C@@H](C[H])C(=O)N[C@@H](CC(O)=O)C(=O)N[C@@H](CCCCCCCC)C(=O)N[C@@H](CC2=CNC3=CC=CC=C23)C(=O)N[C@@H](CC(O)=O)C(=O)N[C@@H](CC2=CNC3=CC(Cl)=CC=C23)C(=O)N1)C(=O)N[C@H](CCCNC(N)=N)C(N)=O)C(=O)N[C@H](CCCNC(N)=N)C(N)=O)NC(=O)[C@@H](NC(=O)[C@H](CC(C)(C)C)NC(=O)[C@H](CCCCN(C)C)N([H])C(=O)[C@@H](NC(=O)C[H])[C@@H](C)CC)[C@@H](C)O						
556	D; 5279.15	X5Lys_Ac-X13Cys	Thioether	---	PEG21DA; X14K; amide	SGF++++; SIF+++	AA++++
556	ac-I-H-Tba-T-Lys_Ac-Oic-A-E-Ogl-W-D-Trp_6Cl-C-K-dR-am (SEQ ID NO:402)						
556	[H]C[C@@H]1NC(=O)[C@@H]2C[C@]3([H])CCCC[C@]3([H])N2C(=O)[C@H](CCCCNC(=O)CSC[C@H](NC(=O)[C@H](CC2=CNC3=CC(Cl)=CC=C23)NC(=O)[C@H](CC(O)=O)NC(=O)[C@H](CC2=CNC3=CC=CC=C23)NC(=O)[C@H](CCCCCCCC)NC(=O)[C@H](CCC(O)=O)NC1=O)C(=O)N[C@@H](CCCCNC(=O)CCOCCOCCOCCOCCOCCOCCOCCOCCOCCOCCOCCOCCOCCOCCOCCOCCOCCOCCOCCOCCOCCOCCOCCC(=O)NCCCC[C@H](NC(=O)[C@@H]1CSCC(=O)NCCCC[C@H](NC(=O)[C@@H](NC(=O)[C@H](CC(C)(C)C)NC(=O)[C@H](CC2=CN=CN2)NC(=O)[C@@H](NC(=O)C[H])[C@@H](C)CC)[C@@H](C)O)C(=O)N2[C@@H](C[C@]3([H])CCCC[C@]23[H])C(=O)N[C@@H](C[H])C(=O)N[C@@H](CCC(O)=O)C(=O)N[C@@H](CCCCCCCC)C(=O)N[C@@H](CC2=CNC3=CC=CC=C23)C(=O)N[C@@H](CC(O)=O)C(=O)N[C@@H](CC2=CNC3=CC(Cl)=CC=C23)C(=O)N1)C(=O)N[C@H](CCCNC(N)=N)C(N)=O)C(=O)N[C@H](CCCNC(N)=N)C(N)=O)NC(=O)[C@@H](NC(=O)[C@H](CC(C)(C)C)NC(=O)[C@H](CC1=CN=CN1)NC(=O)[C@@H](NC(=O)C[H])[C@@H](C)CC)[C@@H](C)O						
557	D; 5254.29	X5Lys_Ac-X13Cys	Thioether	---	PEG21DA; X14K; amide	SGF++++; SIF+	AA++++; FF++
557	ac-I-H-Tba-H-Lys_Ac-Oic-A-D-Ogl-W-D-W-C-K-dR-am (SEQ ID NO:403)						
557	[H]C[C@@H]1NC(=O)[C@@H]2C[C@]3([H])CCCC[C@]3([H])N2C(=O)[C@H](CCCCNC(=O)CSC[C@H](NC(=O)[C@H](CC2=CNC3=CC=CC=C23)NC(=O)[C@H](CC(O)=O)NC(=O)[C@H](CC2=CNC3=CC=CC=C23)NC(=O)[C@H](CCCCCCCC)NC(=O)[C@H](CC(O)=O)NC1=O)C(=O)N[C@@H](CCCCNC(=O)CCOCCOCCOCCOCCOCCOCCOCCOCCOCCOCCOCCOCCOCCOCCOCCOCCOCCOCCOCCOCCOCCOCCOCCC(=O)NCCCC[C@H](NC(=O)[C@@H]1CSCC(=O)NCCCC[C@H](NC(=O)[C@H](CC2=CN=CN2)NC(=O)[C@H](CC(C)(C)C)NC(=O)[C@H](CC2=CN=CN2)NC(=O)[C@@H](NC(=O)C[H])[C@@H](C)CC)C(=O)N2[C@@H](C[C@]3([H])CCCC[C@]23[H])C(=O)N[C@@H](C[H])C(=O)N[C@@H](CC(O)=O)C(=O)N[C@@H](CCCCCCCC)C(=O)N[C@@H](CC2=CNC3=CC=CC=C23)C(=O)N[C@@H](CC(O)=O)C(=O)N[C@@H](CC2=CNC3=CC=CC=C23)C(=O)N1)C(=O)N[C@H]						

FIGURE 1.159

C#	Monomer (M) or Dimer (D) & MW (Daltons)	Cyclization Positions	Cyclization Chemical Bond	Cyclization Linker	Dimerization: Linker, Position, Chemical Bond	Stability Assays (SGF; SIF)	IC50 HEK Blue IL-17assays (AA, AF, FF)
	(CCCNC(N)=N)C(N)=O)C(=O)N[C@H](CCCNC(N)=N)C(N)=O)NC(=O)[C@H](CC1=CN=CN1)NC(=O)[C@H](CC(C)(C)C)NC(=O)[C@H](CC1=CN=CN1)NC(=O)[C@@H](NC(=O)C[H])[C@@H](C)CC						
558	D; 5210.27	X5Lys_Ac-X13Cys	Thioether	---	PEG21DA; X14K; amide	SGF++++; SIF+	AA++++; FF+
558	ac-I-H-Tba-Thr_Me-Lys_Ac-Oic-A-D-Ogl-W-D-W-C-K-dR-am (SEQ ID NO:404)						
558	[H]C[C@@H]1NC(=O)[C@@H]2C[C@]3([H])CCCC[C@]3([H])N2C(=O)[C@H](CCCCNC(=O)CSC[C@H](NC(=O)[C@H](CC2=CNC3=CC=CC=C23)NC(=O)[C@H](CC(O)=O)NC(=O)[C@H](CC2=CNC3=CC=CC=C23)NC(=O)[C@H](CCCCCCCC)NC(=O)[C@H](CC(O)=O)NC1=O)C(=O)N[C@@H](CCCCNC(=O)CCOCCOCCOCCOCCOCCOCCOCCOCCOCCOCCOCCOCCOCCOCCOCCOCCOCCOCCOCCOCCOCCC(=O)NCCCC[C@H](NC(=O)[C@@H]1CSCC(=O)NCCCC[C@H](NC(=O)[C@@H](NC(=O)[C@H](CC(C)(C)C)NC(=O)[C@H](CC2=CN=CN2)NC(=O)[C@@H](NC(=O)C[H])[C@@H](C)CC)[C@@H](C)OC)C(=O)N2[C@@H](C[C@]3([H])CCCC[C@]23[H])C(=O)N[C@@H](C[H])C(=O)N[C@@H](CC(O)=O)C(=O)N[C@@H](CCCCCCCC)C(=O)N[C@@H](CC2=CNC3=CC=CC=C23)C(=O)N[C@@H](CC(O)=O)C(=O)N[C@@H](CC2=CNC3=CC=CC=C23)C(=O)N1)C(=O)N[C@H](CCCNC(N)=N)C(N)=O)C(=O)N[C@H](CCCNC(N)=N)C(N)=O)NC(=O)[C@@H](NC(=O)[C@H](CC(C)(C)C)NC(=O)[C@H](CC1=CN=CN1)NC(=O)[C@@H](NC(=O)C[H])[C@@H](C)CC)[C@@H](C)OC						
559	D; 5362.38	X5Lys_Ac-X13Cys	Thioether	---	PEG21DA; X14K; amide	SGF++++; SIF+	AA++++; FF+++
559	ac-I-H-Tba-Phe_4COOH-Lys_Ac-Oic-A-D-Ogl-W-D-W-C-K-dR-am (SEQ ID NO:405)						
559	[H]C[C@@H]1NC(=O)[C@@H]2C[C@]3([H])CCCC[C@]3([H])N2C(=O)[C@H](CCCCNC(=O)CSC[C@H](NC(=O)[C@H](CC2=CNC3=CC=CC=C23)NC(=O)[C@H](CC(O)=O)NC(=O)[C@H](CC2=CNC3=CC=CC=C23)NC(=O)[C@H](CCCCCCCC)NC(=O)[C@H](CC(O)=O)NC1=O)C(=O)N[C@@H](CCCCNC(=O)CCOCCOCCOCCOCCOCCOCCOCCOCCOCCOCCOCCOCCOCCOCCOCCOCCOCCOCCOCCOCCOCCOCCC(=O)NCCCC[C@H](NC(=O)[C@@H]1CSCC(=O)NCCCC[C@H](NC(=O)[C@H](CC2=CC=C(C=C2)C(O)=O)NC(=O)[C@H](CC(C)(C)C)NC(=O)[C@H](CC2=CN=CN2)NC(=O)[C@@H](NC(=O)C[H])[C@@H](C)CC)C(=O)N2[C@@H](C[C@]3([H])CCCC[C@]23[H])C(=O)N[C@@H](C[H])C(=O)N[C@@H](CC(O)=O)C(=O)N[C@@H](CCCCCCCC)C(=O)N[C@@H](CC2=CNC3=CC=CC=C23)C(=O)N[C@@H](CC(O)=O)C(=O)N[C@@H](CC2=CNC3=CC=CC=C23)C(=O)N1)C(=O)N[C@H](CCCNC(N)=N)C(N)=O)C(=O)N[C@H](CCCNC(N)=N)C(N)=O)NC(=O)[C@H](CC1=CC=C(C=C1)C(O)=O)NC(=O)[C@H](CC(C)(C)C)NC(=O)[C@H](CC1=CN=CN1)NC(=O)[C@@H](NC(=O)C[H])[C@@H](C)CC						
560	D; 5251.1	X5Lys_Ac-X13Cys	Thioether	---	PEG21DA; X14K; amide	SGF++++; SIF+	AA++++; FF+++
560	ac-I-H-Tba-T-Lys_Ac-Oic-A-D-Ogl-Trp_4Cl-D-W-C-K-dR-am (SEQ ID NO:406)						
560	[H]C[C@@H]1NC(=O)[C@@H]2C[C@]3([H])CCCC[C@]3([H])N2C(=O)[C@H](CCCCNC(=O)CSC[C@H](NC(=O)[C@H](CC2=CNC3=CC=CC=C23)NC(=O)[C@H](CC(O)=O)NC(=O)[C@H](CC2=CNC3=C2C(Cl)=CC=C3)NC(=O)[C@H](CCCCCCCC)NC(=O)[C@H](CC(O)=O)NC1=O)C(=O)N[C@@H](CCCCNC(=O)CCOCCOCCOCCOCCOCCOCCOCCOCCOCCOCCOCCOCCOCCOCCOCCOCCOCCOCCOCCOCCOCCOCCC(=O)NCCCC[C@H](NC(=O)[C@@H]1CSCC(=O)NCCCC[C@H](NC(=O)[C@@H](NC(=O)[C@H](CC(C)(C)C)NC(=O)[C@H](CC2=CN=CN2)NC(=O)[C@@H](NC(=O)C[H])[C@@H](C)CC)[C@@H](C)O)C(=O)N2[C@@H](C[C@]3([H])CCCC[C@]23[H])C(=O)N[C@@H](C[H])C(=O)N[C@@H](CC(O)=O)C(=O)N[C@@H](CCCCCCCC)C(=O)N[C@@H](CC2=CNC3=C2C(Cl)=CC=C3)C(=O)N[C@@H](CC(O)=O)C(=O)N[C@@H](CC2=CNC3=CC=CC=C23)C(=O)N1)C(						

FIGURE 1.160

C#	Monomer (M) or Dimer (D) & MW (Daltons)	Cyclization Positions	Cyclization Chemical Bond	Cyclization Linker	Dimerization: Linker, Position, Chemical Bond	Stability Assays (SGF; SIF)	IC50 HEK Blue IL-17assays (AA, AF, FF)
	=O)N[C@H](CCCNC(N)=N)C(N)=O)C(=O)N[C@H](CCCNC(N)=N)C(N)=O)NC(=O)[C@@H](NC(=O)[C@H](CC(C)(C)C)NC(=O)[C@H](CC1=CN=CN1)NC(=O)[C@@H](NC(=O)C[H])[C@@H](C)CC)[C@@H](C)O						
561	D; 5210.27	X5Lys_Ac-X13Cys	Thioether	---	PEG21DA; X14K; amide	---	AA++++; FF++
561	ac-I-H-Tba-T-Lys_Ac-Oic-A-D-Ogl-Trp_4Me-D-W-C-K-dR-am (SEQ ID NO:407)						
561	[H]C[C@@H]1NC(=O)[C@@H]2C[C@]3([H])CCCC[C@]3([H])N2C(=O)[C@H](CCCCNC(=O)CSC[C@H](NC(=O)[C@H](CC2=CNC3=CC=CC=C23)NC(=O)[C@H](CC(O)=O)NC(=O)[C@H](CC2=CNC3=C2C(C)=CC=C3)NC(=O)[C@H](CCCCCCCC)NC(=O)[C@H](CC(O)=O)NC1=O)C(=O)N[C@@H](CCCCNC(=O)CCOCCOCCOCCOCCOCCOCCOCCOCCOCCOCCOCCOCCOCCOCCOCCOCCOCCOCCOCCOCCOCCC(=O)NCCCC[C@H](NC(=O)[C@@H]1CSCC(=O)NCCCC[C@H](NC(=O)[C@@H](NC(=O)[C@H](CC(C)(C)C)NC(=O)[C@H](CC2=CN=CN2)NC(=O)[C@@H](NC(=O)C[H])[C@@H](C)CC)[C@@H](C)O)C(=O)N2[C@@H](C[C@]3([H])CCCC[C@]23[H])C(=O)N[C@@H](C[H])C(=O)N[C@@H](CC(O)=O)C(=O)N[C@@H](CCCCCCCC)C(=O)N[C@@H](CC2=CNC3=C2C(C)=CC=C3)C(=O)N[C@@H](CC(O)=O)C(=O)N[C@@H](CC2=CNC3=CC=CC=C23)C(=O)N1)C(=O)N[C@H](CCCNC(N)=N)C(N)=O)C(=O)N[C@H](CCCNC(N)=N)C(N)=O)NC(=O)[C@@H](NC(=O)[C@H](CC(C)(C)C)NC(=O)[C@H](CC1=CN=CN1)NC(=O)[C@@H](NC(=O)C[H])[C@@H](C)CC)[C@@H](C)O						
562	D; 5210.27	X5Lys_Ac-X13Cys	Thioether	---	PEG21DA; X14K; amide	SGF++++; SIF+	AA++++; FF+++
562	ac-I-H-Tba-T-Lys_Ac-Oic-A-D-Ogl-Trp_6Me-D-W-C-K-dR-am (SEQ ID NO:408)						
562	[H]C[C@@H]1NC(=O)[C@@H]2C[C@]3([H])CCCC[C@]3([H])N2C(=O)[C@H](CCCCNC(=O)CSC[C@H](NC(=O)[C@H](CC2=CNC3=CC=CC=C23)NC(=O)[C@H](CC(O)=O)NC(=O)[C@H](CC2=CNC3=CC(C)=CC=C23)NC(=O)[C@H](CCCCCCCC)NC(=O)[C@H](CC(O)=O)NC1=O)C(=O)N[C@@H](CCCCNC(=O)CCOCCOCCOCCOCCOCCOCCOCCOCCOCCOCCOCCOCCOCCOCCOCCOCCOCCOCCOCCOCCOCCC(=O)NCCCC[C@H](NC(=O)[C@@H]1CSCC(=O)NCCCC[C@H](NC(=O)[C@@H](NC(=O)[C@H](CC(C)(C)C)NC(=O)[C@H](CC2=CN=CN2)NC(=O)[C@@H](NC(=O)C[H])[C@@H](C)CC)[C@@H](C)O)C(=O)N2[C@@H](C[C@]3([H])CCCC[C@]23[H])C(=O)N[C@@H](C[H])C(=O)N[C@@H](CC(O)=O)C(=O)N[C@@H](CCCCCCCC)C(=O)N[C@@H](CC2=CNC3=CC(C)=CC=C23)C(=O)N[C@@H](CC(O)=O)C(=O)N[C@@H](CC2=CNC3=CC=CC=C23)C(=O)N1)C(=O)N[C@H](CCCNC(N)=N)C(N)=O)C(=O)N[C@H](CCCNC(N)=N)C(N)=O)NC(=O)[C@@H](NC(=O)[C@H](CC(C)(C)C)NC(=O)[C@H](CC1=CN=CN1)NC(=O)[C@@H](NC(=O)C[H])[C@@H](C)CC)[C@@H](C)O						
563	D; 5200.26	X5Cys-X13Cys	Thioether	pXylene_Linker	PEG21DA; X14K; amide	---	AA++++; FF+
563	ac-I-H-V-T-C-Oic-A-D-Ogl-W-D-W-C-K-dR-am (SEQ ID NO:248)						
563	[H]C[C@@H]1NC(=O)[C@@H]2C[C@]3([H])CCCC[C@]3([H])N2C(=O)[C@H](CSCC2=CC=C(CSC[C@H](NC(=O)[C@H](CC3=CNC4=CC=CC=C34)NC(=O)[C@H](CC(O)=O)NC(=O)[C@H](CC3=CNC4=CC=CC=C34)NC(=O)[C@H](CCCCCCCC)NC(=O)[C@H](CC(O)=O)NC1=O)C(=O)N[C@@H](CCCCNC(=O)CCOCCOCCOCCOCCOCCOCCOCCOCCOCCOCCOCCOCCOCCOCCOCCOCCOCCOCCOCCOCCOCCC(=O)NCCCC[C@H](NC(=O)[C@@H]1CSCC3=CC=C(CSC[C@H](NC(=O)[C@@H](NC(=O)[C@@H](NC(=O)[C@H](CC4=CN=CN4)NC(=O)[C@@H](NC(=O)C[H])[C@@H](C)CC)C(C)C)[C@@H](C)O)C(=O)N4[C@@H](C[C@]5([H])CCCC[C@]45[H])C(=O)N[C@@H](C[H])C(=O)N[C@@H](CC(O)=O)C(=O)N[C@@H](CCCCCCCC)C(=O)N[C@@H](CC4=CNC5=CC=CC=C45)C(=O)N[C@@H](CC(O)=O)C(=O)N[C@@H](CC4=CNC5=CC=CC=C45)C(=O)N1)C=C3)C(=O)N						

FIGURE 1.161

C#	Monomer (M) or Dimer (D) & MW (Daltons)	Cyclization Positions	Cyclization Chemical Bond	Cyclization Linker	Dimerization: Linker, Position, Chemical Bond	Stability Assays (SGF; SIF)	IC50 HEK Blue IL-17assays (AA, AF, FF)
	[C@H](CCCNC(N)=N)C(N)=O)C(=O)N[C@H](CCCNC(N)=N)C(N)=O)C=C2)NC(=O)[C@@H](NC(=O)[C@@H](NC(=O)[C@H](CC1=CN=CN1)NC(=O)[C@@H](NC(=O)C[H])[C@@H](C)CC)C(C)C)[C@@H](C)O						
564	Homotrimer; 8358.35	X5Hhc-X13Hhc	Disulfide	---	None. Trimer formed via direct bonding of side chains of X14Lys_PEG12_NH	SGF++++; SIF++++	AA++++; FF+++
564	ac-I-Lys_Me3-V-T-Hhc-Oic-A-D-Ogl-W-D-W-Hhc-Lys_PEG12_NH-dR-am (SEQ ID NO:409)						
564	[H]C[C@@H]1NC(=O)[C@@H]2C[C@]3([H])CCCC[C@]3([H])N2C(=O)[C@H](CCCSSCCC[C@H](NC(=O)[C@H](CC2=CNC3=CC=CC=C23)NC(=O)[C@H](CC(O)=O)NC(=O)[C@H](CC2=CNC3=CC=CC=C23)NC(=O)[C@H](CCCCCCCC)NC(=O)[C@H](CC(O)=O)NC1=O)C(=O)N[C@@H](CCCCNC(=O)CCOCCOCCOCCOCCOCCOCCOCCOCCOCCOCCOCCOCCNC(=O)CCOCCN(CCOCCC(=O)NCCOCCOCCOCCOCCOCCOCCOCCOCCOCCOCCOCCOCCC(=O)NCCCC[C@H](NC(=O)[C@@H]1CCCSSCCC[C@H](NC(=O)[C@@H](NC(=O)[C@@H](NC(=O)[C@H](CCCC[N+](C)(C)C)NC(=O)[C@@H](NC(=O)C[H])[C@@H](C)CC)C(C)C)[C@@H](C)O)C(=O)N2[C@@H](C[C@]3([H])CCCC[C@]23[H])C(=O)N[C@@H](C[H])C(=O)N[C@@H](CC(O)=O)C(=O)N[C@@H](CCCCCCCC)C(=O)N[C@@H](CC2=CNC3=CC=CC=C23)C(=O)N[C@@H](CC(O)=O)C(=O)N[C@@H](CC2=CNC3=CC=CC=C23)C(=O)N1)C(=O)N[C@H](CCCNC(N)=N)C(N)=O)CCOCCC(=O)NCCOCCOCCOCCOCCOCCOCCOCCOCCOCCOCCOCCOCCC(=O)NCCCC[C@H](NC(=O)[C@@H]1CCCSSCCC[C@H](NC(=O)[C@@H](NC(=O)[C@@H](NC(=O)[C@H](CCCC[N+](C)(C)C)NC(=O)[C@@H](NC(=O)C[H])[C@@H](C)CC)C(C)C)[C@@H](C)O)C(=O)N2[C@@H](C[C@]3([H])CCCC[C@]23[H])C(=O)N[C@@H](C[H])C(=O)N[C@@H](CC(O)=O)C(=O)N[C@@H](CCCCCCCC)C(=O)N[C@@H](CC2=CNC3=CC=CC=C23)C(=O)N[C@@H](CC(O)=O)C(=O)N[C@@H](CC2=CNC3=CC=CC=C23)C(=O)N1)C(=O)N[C@H](CCCNC(N)=N)C(N)=O)C(=O)N[C@H](CCCNC(N)=N)C(N)=O)NC(=O)[C@@H](NC(=O)[C@@H](NC(=O)[C@H](CCCC[N+](C)(C)C)NC(=O)[C@@H](NC(=O)C[H])[C@@H](C)CC)C(C)C)[C@@H](C)O						
565	Homotetramer; 11165.8	X5Hhc-X13Hhc	Disulfide	---	None. Tetramer formed via direct bonding of side chains of X14Lys_Hexy	SGF++++; SIF++++	AA++++; FF+++
565	ac-I-Lys_Me3-V-T-Hhc-Oic-A-D-Ogl-W-D-W-Hhc-Lys_Hexy-dR-am (SEQ ID NO:410)						
565	[H]C[C@@H]1NC(=O)[C@@H]2C[C@]3([H])CCCC[C@]3([H])N2C(=O)[C@H](CCCSSCCC[C@H](NC(=O)[C@H](CC2=CNC3=CC=CC=C23)NC(=O)[C@H](CC(O)=O)NC(=O)[C@H](CC2=CNC3=CC=CC=C23)NC(=O)[C@H](CCCCCCCC)NC(=O)[C@H](CC(O)=O)NC1=O)C(=O)N[C@@H](CCCCNC(=O)CCCC1=CN(CCOCCOCCOCCOCCOCCOCCOCCOCCNC(=O)CCOCC(COCCC(=O)NCCOCCOCCOCCOCCOCCOCCOCCOCCN2C=C(CCCC(=O)NCCCC[C@H](NC(=O)[C@@H]3CCCSSCCC[C@H](NC(=O)[C@@H](NC(=O)[C@@H](NC(=O)[C@H](CCCC[N+](C)(C)C)NC(=O)[C@@H](NC(=O)C[H])[C@@H](C)CC)C(C)C)[C@@H](C)O)C(=O)N4[C@@H](C[C@]5([H])CCCC[C@]45[H])C(=O)N[C@@H](C[H])C(=O)N[C@@H](CC(O)=O)C(=O)N[C@@H](CCCCCCCC)C(=O)N[C@@H](CC4=CNC5=CC=CC=C45)C(=O)N[C@@H](CC(O)=O)C(=O)N[C@@H](CC4=CNC5=CC=CC=C45)C(=O)N3)C(=O)N[C@H](CCCNC(N)=N)C(N)=O)N=N2)(COCCC(=O)NCCOCCOCCOCCOCCOCCOCCOCCOCCN2C=C(CCCC(=O)NCCCC[C@H](NC(=O)[C@@H]3CCCSSCCC[C@H](NC(=O)[C@@H](NC(=O)[C@@H](NC(=O)[C@H](CCCC[N+](C)(C)C)NC(=O)[C@@H](						

FIGURE 1.162

C#	Monomer (M) or Dimer (D) & MW (Daltons)	Cyclization Positions	Cyclization Chemical Bond	Cyclization Linker	Dimerization: Linker, Position, Chemical Bond	Stability Assays (SGF; SIF)	IC50 HEK Blue IL-17assays (AA, AF, FF)
	NC(=O)C[H])[C@@H](C)CC)C(C)C)[C@@H](C)O)C(=O)N4[C@@H](C[C@]5([H])CCCC[C@]45[H])C(=O)N[C@@H](C[H])C(=O)N[C@@H](CC(O)=O)C(=O)N[C@@H](CCCCCCCC)C(=O)N[C@@H](CC4=CNC5=CC=CC=C45)C(=O)N[C@@H](CC(O)=O)C(=O)N[C@@H](CC4=CNC5=CC=CC=C45)C(=O)N3)C(=O)N[C@H](CCCNC(N)=N)C(N)=O)N=N2)COCCC(=O)NCCOCCOCCOCCOCCOCCOCCOCCOCCOCCN2C=C(CCCC(=O)NCCCC[C@H](NC(=O)[C@@H]3CCCSSCCC[C@H](NC(=O)[C@@H](NC(=O)[C@@H](NC(=O)[C@H](CCCC[N+](C)(C)C)NC(=O)[C@@H](NC(=O)C[H])[C@@H](C)CC)C(C)C)[C@@H](C)O)C(=O)N4[C@@H](C[C@]5([H])CCCC[C@]45[H])C(=O)N[C@@H](C[H])C(=O)N[C@@H](CC(O)=O)C(=O)N[C@@H](CCCCCCCC)C(=O)N[C@@H](CC4=CNC5=CC=CC=C45)C(=O)N[C@@H](CC(O)=O)C(=O)N[C@@H](CC4=CNC5=CC=CC=C45)C(=O)N3)C(=O)N[C@H](CCCNC(N)=N)C(N)=O)N=N2)N=N1)C(=O)N[C@H](CCCNC(N)=N)C(N)=O)NC(=O)[C@@H](NC(=O)[C@@H](NC(=O)[C@H](CCCC[N+](C)(C)C)NC(=O)[C@@H](NC(=O)C[H])[C@@H](C)CC)C(C)C)[C@@H](C)O						
566	D; 5148.115	X5 O3S_Reduced- X13 O3S_Reduced	Carbon-carbon single	---	PEG21DA; X14K; amide	SGF+; SIF++++	AA++++; FF++++
566	ac-I-H-V-T-O3S_Reduced-Oic-A-Gla-Ogl-W-D-W-O3S_Reduced-K-dR-am (SEQ ID NO:395)						
566	[H]C[C@@H]1NC(=O)[C@@H]2C[C@]3([H])CCCC[C@]3([H])N2C(=O)[C@H](CCCCCCCC[C@H](NC(=O)[C@H](CC2=CNC3=CC=CC=C23)NC(=O)[C@H](CC(O)=O)NC(=O)[C@H](CC2=CNC3=CC=CC=C23)NC(=O)[C@H](CCCCCCCC)NC(=O)[C@H](CC(C(O)=O)C(O)=O)NC1=O)C(=O)N[C@@H](CCCCNC(=O)CCOCCOCCOCCOCCOCCOCCOCCOCCOCCOCCOCCOCCOCCOCCOCCOCCOCCOCCOCCOCCOCCC(=O)NCCCC[C@H](NC(=O)[C@@H]1CCCCCCCC[C@H](NC(=O)[C@@H](NC(=O)[C@@H](NC(=O)[C@H](CC2=CN=CN2)NC(=O)[C@@H](NC(=O)C[H])[C@@H](C)CC)C(C)C)[C@@H](C)O)C(=O)N2[C@@H](C[C@]3([H])CCCC[C@]23[H])C(=O)N[C@@H](C[H])C(=O)N[C@@H](CC(C(O)=O)C(O)=O)C(=O)N[C@@H](CCCCCCCC)C(=O)N[C@@H](CC2=CNC3=CC=CC=C23)C(=O)N[C@@H](CC(O)=O)C(=O)N[C@@H](CC2=CNC3=CC=CC=C23)C(=O)N1)C(=O)N[C@H](CCCNC(N)=N)C(N)=O)C(=O)N[C@H](CCCNC(N)=N)C(N)=O)NC(=O)[C@@H](NC(=O)[C@@H](NC(=O)[C@H](CC1=CN=CN1)NC(=O)[C@@H](NC(=O)C[H])[C@@H](C)CC)C(C)C)[C@@H](C)O						
567	D; 4959.969	X5 O3S_Reduced- X13 O3S_Reduced	Carbon-carbon single	---	PEG21DA; X14K; amide	SGF+; SIF++++	AA++++; FF++++
567	ac-I-T-V-T-O3S_Reduced-Oic-A-D-Ogl-W-D-W-O3S_Reduced-K-dR-am (SEQ ID NO:411)						
567	[H]C[C@@H]1NC(=O)[C@@H]2C[C@]3([H])CCCC[C@]3([H])N2C(=O)[C@H](CCCCCCCC[C@H](NC(=O)[C@H](CC2=CNC3=CC=CC=C23)NC(=O)[C@H](CC(O)=O)NC(=O)[C@H](CC2=CNC3=CC=CC=C23)NC(=O)[C@H](CCCCCCCC)NC(=O)[C@H](CC(O)=O)NC1=O)C(=O)N[C@@H](CCCCNC(=O)CCOCCOCCOCCOCCOCCOCCOCCOCCOCCOCCOCCOCCOCCOCCOCCOCCOCCOCCOCCOCCOCCC(=O)NCCCC[C@H](NC(=O)[C@@H]1CCCCCCC[C@H](NC(=O)[C@@H](NC(=O)[C@@H](NC(=O)[C@@H](NC(=O)[C@@H](NC(=O)C[H])[C@@H](C)CC)[C@@H](C)O)C(C)C)[C@@H](C)O)C(=O)N2[C@@H](C[C@]3([H])CCCC[C@]23[H])C(=O)N[C@@H](C[H])C(=O)N[C@@H](CC(O)=O)C(=O)N[C@@H](CCCCCCCC)C(=O)N[C@@H](CC2=CNC3=CC=CC=C23)C(=O)N[C@@H](CC(O)=O)C(=O)N[C@@H](CC2=CNC3=CC=CC=C23)C(=O)N1)C(=O)N[C@H](CCCNC(N)=N)C(N)=O)C(=O)N[C@H](CCCNC(N)=N)C(N)=O)NC(=O)[C@@H](NC(=O)[C@@H](NC(=O)[C@@H](NC(=O)[C@@H](NC(=O)C[H])[C@@H](CC)[C@@H](C)O)C(C)C)[C@@H](C)O						

FIGURE 1.163

C#	Monomer (M) or Dimer (D) & MW (Daltons)	Cyclization Positions	Cyclization Chemical Bond	Cyclization Linker	Dimerization: Linker, Position, Chemical Bond	Stability Assays (SGF; SIF)	IC50 HEK Blue IL-17assays (AA, AF, FF)
568	D; 5070.129	X5 03S_Reduced-X13 03S_Reduced	Carbon-carbon single	---	PEG21DA; X14K; amide	SGF+; SIF++++	AA++++; FF+++
568	ac-I-Q-Tba-T-03S_Reduced-Oic-A-D-Ogl-W-D-W-O3S_Reduced-K-dR-am (SEQ ID NO:412)						
568	[H]C[C@@H]1NC(=O)[C@@H]2C[C@]3([H])CCCC[C@]3([H])N2C(=O)[C@H](CCCCCCCC[C@H](NC(=O)[C@H](CC2=CNC3=CC=CC=C23)NC(=O)[C@H](CC(O)=O)NC(=O)[C@H](CC2=CNC3=CC=CC=C23)NC(=O)[C@H](CCCCCCCC)NC(=O)[C@H](CC(O)=O)NC1=O)C(=O)N[C@@H](CCCCNC(=O)CCOCCCCCCCCCCCCCCCCCCCCCCCCCCCCCCCCCCCCCCCCCCCCCCCCCCCCCCCCCCCCCCCC(=O)NCCCC[C@H](NC(=O)[C@H](CCC[C@H](NC(=O)[C@@H](NC(=O)[C@H](CC(C)C)NC(=O)[C@H](CCC(N)=O)NC(=O)C[H])[C@@H](C)CC)[C@@H](CC(=O)N2[C@@H](C[C@]3([H])CCCC[C@]23[H])C(=O)N[C@@H](C[H])C(=O)N[C@@H](CC(O)=O)C(=O)N[C@H](CC2=CNC3=CC=CC=C23)C(=O)N1)C(=O)N[C@H](CCCNC(N)=N)C(N)=O)C(=O)N[C@H](CCCNC(N)=N)C(N)=O)NC(=O)[C@@H](C)O)C(=O)C[H])[C@@H](C)CC)[C@@H](C)O				
569	D; 5124.308	X5 03S_Reduced-X13 03S_Reduced	Carbon-carbon single	---	PEG21DA; X14K; amide	SGF+++; SIF++++	AA++++; FF+++
569	ac-I-Lys_Me3-Cyclopropyl_Ala-T-03S_Reduced-Oic-A-D-Ogl-W-D-W-O3S_Reduced-K-dR-am (SEQ ID NO:413)						
569	[H]C[C@@H]1NC(=O)[C@@H]2C[C@]3([H])CCCC[C@]3([H])N2C(=O)[C@H](CCCCCCCC[C@H](NC(=O)[C@H](CC2=CNC3=CC=CC=C23)NC(=O)[C@H](CC(O)=O)NC1=O)C(=O)N[C@@H](CCCCNC(=O)CCOCCCCCCCCCCCCCCCCCCCCCCCCCCCCCCCCCCCCCCCCCCCCCCCCCCCCCCCC(=O)NCCCC[C@H](NC(=O)[C@@H](NC(=O)[C@H](CCC[C@H](NC(=O)[C@@H](NC(=O)[C@H](CC(C)C)NC(=O)[C@H](CCC(N)=O)NC(=O)C[H])[C@@H](C)CC)[C@@H](C)O)N2[C@@H](C[C@]3([H])CCCC[C@]23[H])C(=O)N[C@@H](CC(O)=O)C(=O)N[C@H](CC2=CNC3=CC=CC=C23)NC(=O)[C@H](CCCNC(N)=N)C(N)=O)NC(=O)[C@@H](C)CC)[C@@H](C)O				
570	D; 5346.381	X5 03S_Reduced-X13 03S_Reduced	Carbon-carbon single	---	PEG21DA; X14K; amide	---	AA++++; FF++++
570	ac-E-I-H-Tba-T-03S_Reduced-Oic-A-D-Ogl-W-D-W-O3S_Reduced-K-dR-am (SEQ ID NO:396) (Note: E is residue XO)						
570	[H]C[C@@H]1NC(=O)[C@@H]2C[C@]3([H])CCCC[C@]3([H])N2C(=O)[C@H](CCCCCCCC[C@H](NC(=O)[C@H](CC2=CNC3=CC=CC=C23)NC(=O)[C@H](CC(O)=O)NC(=O)[C@H](CC2=CNC3=CC=CC=C23)NC(=O)[C@H](CCCCCCCC)NC(=O)[C@H](CC(O)=O)NC1=O)C(=O)N[C@@H](CCCCNC(=O)CCOCCCCCCCCCCCCCCCCCCCCCCCCCCCCCCCCCCCCCCCCCCCCCCCCCCCCCCCC(=O)NCCCC[C@H](NC(=O)[C@@H](NC(=O)[C@H](CCC[C@H](NC(=O)[C@@H](NC(=O)[C@H](CC(C)C)NC(=O)[C@H](CCC(N)=O)NC(=O)C[H])[C@@H](C)CC)[C@@H](C)O)N2[C@@H](C[C@]3([H])CCCC[C@]23[H])C(=O)N[C@@H](CC(O)=O)C(=O)N[C@H](CC2=CNC3=CC=CC=C23)NC(=O)[C@H](CCCNC(N)=N)C(N)=O)NC(=O)[C@@H](C)CC)[C@@H](C)O				

FIGURE 1.164

C#	Monomer (M) or Dimer (D) & MW (Daltons)	Cyclization Positions	Cyclization Chemical Bond	Cyclization Linker	Dimerization: Linker, Position, Chemical Bond	Stability Assays (SGF; SIF)	IC50 HEK Blue IL-17assays (AA, AF, FF)
	CCC[C@H](NC(=O)[C@@H](NC(=O)[C@H](CC(C)(C)C)NC(=O)[C@H](CC2=CN=CN2)NC(=O)[C@@H](NC(=O)[C@H](CCC(O)=O)NC(=O)C[H])[C@@H](C)CC)[C@@H](C)O)C(=O)N2[C@@H](C[C@]3([H])CCCC[C@]23[H])C(=O)N[C@@H](C[H])C(=O)N[C@@H](CC(O)=O)C(=O)N[C@@H](CCCCCCCC)C(=O)N[C@@H](CC2=CNC3=CC=CC=C23)C(=O)N[C@@H](CC(O)=O)C(=O)N[C@@H](CC2=CNC3=CC=CC=C23)C(=O)N1)C(=O)N[C@H](CCCNC(N)=N)C(N)=O)C(=O)N[C@H](CCCNC(N)=N)C(N)=O)NC(=O)[C@@H](NC(=O)[C@H](CC(C)(C)C)NC(=O)[C@H](CC1=CN=CN1)NC(=O)[C@@H](NC(=O)[C@H](CCC(O)=O)NC(=O)C[H])[C@@H](C)CC)[C@@H](C)O						
571	D; 5288.49	X5Hhc-X13Hhc	Disulfide	---	PEG21DA; X14K; amide	SGF++++; SIF++++	AA++++; FF+++
571	ac-I-Lys_Me3-V-T-Hhc-Oic-A-Gla-Ogl-W-D-W-Hhc-K-dR-am (SEQ ID NO:414)						
571	[H]C[C@@H]1NC(=O)[C@@H]2C[C@]3([H])CCCC[C@]3([H])N2C(=O)[C@H](CCCSSCCC[C@H](NC(=O)[C@H](CC2=CNC3=CC=CC=C23)NC(=O)[C@H](CC(O)=O)NC(=O)[C@H](CC2=CNC3=CC=CC=C23)NC(=O)[C@H](CCCCCCCC)NC(=O)[C@H](CC(C(O)=O)C(O)=O)NC1=O)C(=O)N[C@@H](CCCCNC(=O)CCOCCOCCOCCOCCOCCOCCOCCOCCOCCOCCOCCOCCOCCOCCOCCOCCOCCOCCOCCOCCOCCC(=O)NCCCC[C@H](NC(=O)[C@@H]1CCCSSCCC[C@H](NC(=O)[C@@H](NC(=O)[C@@H](NC(=O)[C@H](CCCC[N+](C)(C)C)NC(=O)[C@@H](NC(=O)C[H])[C@@H](C)CC)C(C)C)[C@@H](C)O)C(=O)N2[C@@H](C[C@]3([H])CCCC[C@]23[H])C(=O)N[C@@H](C[H])C(=O)N[C@@H](CC(C(O)=O)C(O)=O)C(=O)N[C@@H](CCCCCCCC)C(=O)N[C@@H](CC2=CNC3=CC=CC=C23)C(=O)N[C@@H](CC(O)=O)C(=O)N[C@@H](CC2=CNC3=CC=CC=C23)C(=O)N1)C(=O)N[C@H](CCCNC(N)=N)C(N)=O)C(=O)N[C@H](CCCNC(N)=N)C(N)=O)NC(=O)[C@@H](NC(=O)[C@@H](NC(=O)[C@H](CCCC[N+](C)(C)C)NC(=O)[C@@H](NC(=O)C[H])[C@@H](C)CC)C(C)C)[C@@H](C)O						
572	D; 5284.55	X5Hhc-X13Hhc	Thioether	Carbonyl_Linker	PEG21DA; X14K; amide	SGF++++; SIF++++	AA++++; FF+++
572	ac-I-Lys_Me3-V-T-Hhc-Oic-A-D-Ogl-W-D-W-Hhc-K-dR-am (SEQ ID NO:226)						
572	[H]C[C@@H]1NC(=O)[C@@H]2C[C@]3([H])CCCC[C@]3([H])N2C(=O)[C@H](CCCSCC(=O)CSCCC[C@H](NC(=O)[C@H](CC2=CNC3=CC=CC=C23)NC(=O)[C@H](CC(O)=O)NC(=O)[C@H](CC2=CNC3=CC=CC=C23)NC(=O)[C@H](CCCCCCCC)NC(=O)[C@H](CC(O)=O)NC1=O)C(=O)N[C@@H](CCCCNC(=O)CCOCCOCCOCCOCCOCCOCCOCCOCCOCCOCCOCCOCCOCCOCCOCCOCCOCCOCCOCCOCCOCCC(=O)NCCCC[C@H](NC(=O)[C@@H]1CCCSCC(=O)CSCCC[C@H](NC(=O)[C@@H](NC(=O)[C@@H](NC(=O)[C@H](CCCC[N+](C)(C)C)NC(=O)[C@@H](NC(=O)C[H])[C@@H](C)CC)C(C)C)[C@@H](C)O)C(=O)N2[C@@H](C[C@]3([H])CCCC[C@]23[H])C(=O)N[C@@H](C[H])C(=O)N[C@@H](CC(O)=O)C(=O)N[C@@H](CCCCCCCC)C(=O)N[C@@H](CC2=CNC3=CC=CC=C23)C(=O)N[C@@H](CC(O)=O)C(=O)N[C@@H](CC2=CNC3=CC=CC=C23)C(=O)N1)C(=O)N[C@H](CCCNC(N)=N)C(N)=O)C(=O)N[C@H](CCCNC(N)=N)C(N)=O)NC(=O)[C@@H](NC(=O)[C@@H](NC(=O)[C@H](CCCC[N+](C)(C)C)NC(=O)[C@@H](NC(=O)C[H])[C@@H](C)CC)C(C)C)[C@@H](C)O						
573	M; 2150.646	X7O3S_Me-X11O3S_Me	Carbon-carbon double	---	---	SGF++++; SIF++++	AA++++
573	ac-I-H-Tba-T-I-Oic-O3S_Me-Gla-Ogl-W-O3S_Me-W-I-N-dR-am (SEQ ID NO:397)						
573	[H]CC(=O)N[C@@H]([C@@H](C)CC)C(=O)N[C@@H](CC1=CN=CN1)C(=O)N[C@@H](CC(C)(C)C)C(=O)N[C@@H]([C@@H](C)O)C(=O)N[C@@H]([C@@H](C)CC)C(=O)N1[C@@H](C[C@]2([H])CCCC[C@]12[H])C(=O)N[C@@]1(C)CCC\C=C\CCC[C@](C)(NC(=O)[C@H](CC2=CNC3=CC=CC=C23)NC(=O)[C@H](CCCCCCCC)NC(=O)[C@H](CC(C(O)=O)C(O)=O)NC1=O)C(=O)N[C@@H](CC1=CNC2=CC=CC=C12)C(=O)N[C@@H]([C@@H](C)CC)C(=O)N[C@@H](CC(N)=O)C(=O)N[C@H](CCCNC(N)=N)C(N)=O						

FIGURE 1.165

C#	Monomer (M) or Dimer (D) & MW (Daltons)	Cyclization Positions	Cyclization Chemical Bond	Cyclization Linker	Dimerization: Linker, Position, Chemical Bond	Stability Assays (SGF; SIF)	IC50 HEK Blue IL-17assays (AA, AF, FF)
574	D; 5284.55	X5Hcy-X13Hcy	Thioether	Oxetane_Linker	PEG21DA; X14K; amide	SGF++++; SIF++++	AA++++; FF++++
574	ac-I-Lys_Me3-V-T-Hcy-Oic-A-D-Ogl-W-D-W-Hcy-K-dR-am (SEQ ID NO:415)						
574	[H]C[C@@H]1NC(=O)[C@@H]2C[C@]3([H])CCCC[C@]3([H])N2C(=O)[C@H](CCSCC2(COC2)CSCC[C@H](NC(=O)[C@H](CC2=CNC3=CC=CC=C23)NC(=O)[C@H](CC(O)=O)NC(=O)[C@H](CC2=CNC3=CC=CC=C23)NC(=O)[C@H](CCCCCCCC)NC(=O)[C@H](CC(O)=O)NC1=O)C(=O)N[C@@H](CCCCNC(=O)CCOCCOCCOCCOCCOCCOCCOCCOCCOCCOCCOCCOCCOCCOCCOCCOCCOCCOCCOCCOCCOCCC(=O)NCCCC[C@H](NC(=O)[C@@H]1CCSCC2(COC2)CSCC[C@H](NC(=O)[C@@H](NC(=O)[C@@H](NC(=O)[C@H](CCCC[N+](C)(C)C)NC(=O)[C@@H](NC(=O)C[H])[C@@H](C)CC)C(C)C)[C@@H](C)O)C(=O)N2[C@@H](C[C@]3([H])CCCC[C@]23[H])C(=O)N[C@@H](C[H])C(=O)N[C@@H](CC(O)=O)C(=O)N[C@@H](CCCCCCCC)C(=O)N[C@@H](CC2=CNC3=CC=CC=C23)C(=O)N[C@@H](CC(O)=O)C(=O)N[C@@H](CC2=CNC3=CC=CC=C23)C(=O)N1)C(=O)N[C@H](CCCNC(N)=N)C(N)=O)C(=O)N[C@H](CCCNC(N)=N)C(N)=O)NC(=O)[C@@H](NC(=O)[C@@H](NC(=O)[C@H](CCCC[N+](C)(C)C)NC(=O)[C@@H](NC(=O)C[H])[C@@H](C)CC)C(C)C)[C@@H](C)O						
575	D; 5340.57	X5Hcy-X13Hcy	Thioether	Oxetane_Linker	PEG21DA; X14K; amide	SGF++++; SIF++++	AA++++; FF++++
575	ac-I-Lys_Me3-V-E-Hcy-Oic-A-D-Ogl-W-D-W-Hcy-K-dR-am (SEQ ID NO:416)						
575	[H]C[C@@H]1NC(=O)[C@@H]2C[C@]3([H])CCCC[C@]3([H])N2C(=O)[C@H](CCSCC2(COC2)CSCC[C@H](NC(=O)[C@H](CC2=CNC3=CC=CC=C23)NC(=O)[C@H](CC(O)=O)NC(=O)[C@H](CC2=CNC3=CC=CC=C23)NC(=O)[C@H](CCCCCCCC)NC(=O)[C@H](CC(O)=O)NC1=O)C(=O)N[C@@H](CCCCNC(=O)CCOCCOCCOCCOCCOCCOCCOCCOCCOCCOCCOCCOCCOCCOCCOCCOCCOCCOCCOCCOCCOCCC(=O)NCCCC[C@H](NC(=O)[C@@H]1CCSCC2(COC2)CSCC[C@H](NC(=O)[C@H](CCC(O)=O)NC(=O)[C@@H](NC(=O)[C@H](CCCC[N+](C)(C)C)NC(=O)[C@@H](NC(=O)C[H])[C@@H](C)CC)C(C)C)C(=O)N2[C@@H](C[C@]3([H])CCCC[C@]23[H])C(=O)N[C@@H](C[H])C(=O)N[C@@H](CC(O)=O)C(=O)N[C@@H](CCCCCCCC)C(=O)N[C@@H](CC2=CNC3=CC=CC=C23)C(=O)N[C@@H](CC(O)=O)C(=O)N[C@@H](CC2=CNC3=CC=CC=C23)C(=O)N1)C(=O)N[C@H](CCCNC(N)=N)C(N)=O)C(=O)N[C@H](CCCNC(N)=N)C(N)=O)NC(=O)[C@H](CCC(O)=O)NC(=O)[C@@H](NC(=O)[C@H](CCCC[N+](C)(C)C)NC(=O)[C@@H](NC(=O)C[H])[C@@H](C)CC)C(C)C						
576	D; 5280.36	X5Hcy-X13Hcy	Thioether	Propane_Linker	PEG21DA; X14K; amide	SGF+; SIF+	AA++++; FF+++
576	ac-I-Lys_Me3-AlaCF3-T-Hcy-Oic-A-D-Ogl-W-D-W-Hcy-K-dR-am (SEQ ID NO:417)						
576	[H]C[C@@H]1NC(=O)[C@@H]2C[C@]3([H])CCCC[C@]3([H])N2C(=O)[C@H](CCSCCCSCC[C@H](NC(=O)[C@H](CC2=CNC3=CC=CC=C23)NC(=O)[C@H](CC(O)=O)NC(=O)[C@H](CC2=CNC3=CC=CC=C23)NC(=O)[C@H](CCCCCCCC)NC(=O)[C@H](CC(O)=O)NC1=O)C(=O)N[C@@H](CCCCNC(=O)CCOCCOCCOCCOCCOCCOCCOCCOCCOCCOCCOCCOCCOCCOCCOCCOCCOCCOCCOCCOCCOCCC(=O)NCCCC[C@H](NC(=O)[C@@H]1CCSCCCSCC[C@H](NC(=O)[C@@H](NC(=O)[C@H](CC(F)(F)F)NC(=O)[C@H](CCCC[N+](C)(C)C)NC(=O)[C@@H](NC(=O)C[H])[C@@H](C)CC)[C@@H](C)O)C(=O)N2[C@@H](C[C@]3([H])CCCC[C@]23[H])C(=O)N[C@@H](C[H])C(=O)N[C@@H](CC(O)=O)C(=O)N[C@@H](CCCCCCCC)C(=O)N[C@@H](CC2=CNC3=CC=CC=C23)C(=O)N[C@@H](CC(O)=O)C(=O)N[C@@H](CC2=CNC3=CC=CC=C23)C(=O)N1)C(=O)N[C@H](CCCNC(N)=N)C(N)=O)C(=O)N[C@H](CCCNC(N)=N)C(N)=O)NC(=O)[C@@H](NC(=O)[C@H](CC(F)(F)F)NC(=O)[C@H](CCCC[N+](C)(C)C)NC(=O)[C@@H](NC(=O)C[H])[C@@H](C)CC)[C@@H](C)O						

FIGURE 1.166

C#	Monomer (M) or Dimer (D) & MW (Daltons)	Cyclization Positions	Cyclization Chemical Bond	Cyclization Linker	Dimerization: Linker, Position, Chemical Bond	Stability Assays (SGF; SIF)	IC50 HEK Blue IL-17assays (AA, AF, FF)
577	D; 5308.41	X5Hcy-X13Hcy	Thioether	Propane_Linker	PEG21DA; X14K; amide	SGF++++; SIF++++	AA++++; FF+++
577	ac-I-Lys_Me3-nVF3-T-Hcy-Oic-A-D-Ogl-W-D-W-Hcy-K-dR-am (SEQ ID NO:418)						
577	[H]C[C@@H]1NC(=O)[C@@H]2C[C@]3([H])CCCC[C@]3([H])N2C(=O)[C@H](CCSCCCSCC[C@H](NC(=O)[C@H](CC2=CNC3=CC=CC=C23)NC(=O)[C@H](CC(O)=O)NC(=O)[C@H](CC2=CNC3=CC=CC=C23)NC(=O)[C@H](CCCCCCCC)NC(=O)[C@H](CC(O)=O)NC1=O)C(=O)N[C@@H](CCCCNC(=O)CCOCCOCCOCCOCCOCCOCCOCCOCCOCCOCCOCCOCCOCCOCCOCCOCCOCCOCCOCCOCCC(=O)NCCCC[C@H](NC(=O)[C@@H]1CCSCCCSCC[C@H](NC(=O)[C@@H](NC(=O)[C@H](CCC(F)(F)F)NC(=O)[C@H](CCCC[N+](C)(C)C)NC(=O)[C@@H](NC(=O)C[H])[C@@H](C)CC)[C@@H](C)O)C(=O)N2[C@@H](C[C@]3([H])CCCC[C@]23[H])C(=O)N[C@@H](C[H])C(=O)N[C@@H](CC(O)=O)C(=O)N[C@@H](CCCCCCCC)C(=O)N[C@@H](CC2=CNC3=CC=CC=C23)C(=O)N[C@@H](CC(O)=O)C(=O)N[C@@H](CC2=CNC3=CC=CC=C23)C(=O)N1)C(=O)N[C@H](CCCNC(N)=N)C(N)=O)C(=O)N[C@H](CCCNC(N)=N)C(N)=O)NC(=O)[C@@H](NC(=O)[C@H](CCC(F)(F)F)NC(=O)[C@H](CCCC[N+](C)(C)C)NC(=O)[C@@H](NC(=O)C[H])[C@@H](C)CC)[C@@H](C)O						
578	D; 5280.6	X5Hcy-X13Hcy	Thioether	Propane_Linker	PEG21DA; X14K; amide	SGF++++; SIF+	AA++++; FF+++
578	ac-I-Lys_Me3-cyclopentyl_Ala-T-Hcy-Oic-A-D-Ogl-W-D-W-Hcy-K-dR-am (SEQ ID NO:419)						
578	[H]C[C@@H]1NC(=O)[C@@H]2C[C@]3([H])CCCC[C@]3([H])N2C(=O)[C@H](CCSCCCSCC[C@H](NC(=O)[C@H](CC2=CNC3=CC=CC=C23)NC(=O)[C@H](CC(O)=O)NC(=O)[C@H](CC2=CNC3=CC=CC=C23)NC(=O)[C@H](CCCCCCCC)NC(=O)[C@H](CC(O)=O)NC1=O)C(=O)N[C@@H](CCCCNC(=O)CCOCCOCCOCCOCCOCCOCCOCCOCCOCCOCCOCCOCCOCCOCCOCCOCCOCCOCCOCCOCCC(=O)NCCCC[C@H](NC(=O)[C@@H]1CCSCCCSCC[C@H](NC(=O)[C@@H](NC(=O)[C@H](CC2CCCC2)NC(=O)[C@H](CCCC[N+](C)(C)C)NC(=O)[C@@H](NC(=O)C[H])[C@@H](C)CC)[C@@H](C)O)C(=O)N2[C@@H](C[C@]3([H])CCCC[C@]23[H])C(=O)N[C@@H](C[H])C(=O)N[C@@H](CC(O)=O)C(=O)N[C@@H](CCCCCCCC)C(=O)N[C@@H](CC2=CNC3=CC=CC=C23)C(=O)N[C@@H](CC(O)=O)C(=O)N[C@@H](CC2=CNC3=CC=CC=C23)C(=O)N1)C(=O)N[C@H](CCCNC(N)=N)C(N)=O)C(=O)N[C@H](CCCNC(N)=N)C(N)=O)NC(=O)[C@@H](NC(=O)[C@H](CC1CCCC1)NC(=O)[C@H](CCCC[N+](C)(C)C)NC(=O)[C@@H](NC(=O)C[H])[C@@H](C)CC)[C@@H](C)O						
579	D; 5244.38	X5Hcy-X13Hcy	Thioether	Propane_Linker	PEG21DA; X14K; amide	SGF+; SIF+	AA++++; FF+++
579	ac-I-Lys_Me3-AlaCHF2-T-Hcy-Oic-A-D-Ogl-W-D-W-Hcy-K-dR-am (SEQ ID NO:420)						
579	[H]C[C@@H]1NC(=O)[C@@H]2C[C@]3([H])CCCC[C@]3([H])N2C(=O)[C@H](CCSCCCSCC[C@H](NC(=O)[C@H](CC2=CNC3=CC=CC=C23)NC(=O)[C@H](CC(O)=O)NC(=O)[C@H](CC2=CNC3=CC=CC=C23)NC(=O)[C@H](CCCCCCCC)NC(=O)[C@H](CC(O)=O)NC1=O)C(=O)N[C@@H](CCCCNC(=O)CCOCCOCCOCCOCCOCCOCCOCCOCCOCCOCCOCCOCCOCCOCCOCCOCCOCCOCCOCCOCCC(=O)NCCCC[C@H](NC(=O)[C@@H]1CCSCCCSCC[C@H](NC(=O)[C@@H](NC(=O)[C@H](CC(F)F)NC(=O)[C@H](CCCC[N+](C)(C)C)NC(=O)[C@@H](NC(=O)C[H])[C@@H](C)CC)[C@@H](C)O)C(=O)N2[C@@H](C[C@]3([H])CCCC[C@]23[H])C(=O)N[C@@H](C[H])C(=O)N[C@@H](CC(O)=O)C(=O)N[C@@H](CCCCCCCC)C(=O)N[C@@H](CC2=CNC3=CC=CC=C23)C(=O)N[C@@H](CC(O)=O)C(=O)N[C@@H](CC2=CNC3=CC=CC=C23)C(=O)N1)C(=O)N[C@H](CCCNC(N)=N)C(N)=O)C(=O)N[C@H](CCCNC(N)=N)C(N)=O)NC(=O)[C@@H](NC(=O)[C@H](CC(F)F)NC(=O)[C@H](CCCC[N+](C)(C)C)NC(=O)[C@@H](NC(=O)C[H])[C@@H](C)CC)[C@@H](C)O						

FIGURE 1.167

C#	Monomer (M) or Dimer (D) & MW (Daltons)	Cyclization Positions	Cyclization Chemical Bond	Cyclization Linker	Dimerization: Linker, Position, Chemical Bond	Stability Assays (SGF; SIF)	IC50 HEK Blue IL-17assays (AA, AF, FF)
580	M; 2138.69	X5Hcy-X13Hcy	Thioether	Propane_Linker	---	---	AA++++; FF++
580	ac-I-Lys_Me3-Tle-E-Hcy-Oic-A-D-Ogl-W-D-W-Hcy-K-dR-am (SEQ ID NO:421)						
580	[H]C[C@@H]1NC(=O)[C@@H]2C[C@]3([H])CCCC[C@]3([H])N2C(=O)[C@H](CCSCCCSCC[C@H](NC(=O)[C@H](CC2=CNC3=CC=CC=C23)NC(=O)[C@H](CC(O)=O)NC(=O)[C@H](CC2=CNC3=CC=CC=C23)NC(=O)[C@H](CCCCCCCC)NC(=O)[C@H](CC(O)=O)NC1=O)C(=O)N[C@@H](CCCCN[H])C(=O)N[C@H](CCCNC(N)=N)C(N)=O)NC(=O)[C@H](CCC(O)=O)NC(=O)[C@@H](NC(=O)[C@H](CCCC[N+](C)(C)C)NC(=O)[C@@H](NC(=O)C[H])[C@@H](C)CC)C(C)(C)C						
581	D; 5284.55	X5Hcy-X13Hcy	Thioether	Propane_Linker	PEG21DA; X14K; amide	SGF++++; SIF++++	AA++++; FF++++
581	ac-I-Lys_Me3-Tle-E-Hcy-Oic-A-D-Ogl-W-D-W-Hcy-K-dR-am (SEQ ID NO:421)						
581	[H]C[C@@H]1NC(=O)[C@@H]2C[C@]3([H])CCCC[C@]3([H])N2C(=O)[C@H](CCSCCCSCC[C@H](NC(=O)[C@H](CC2=CNC3=CC=CC=C23)NC(=O)[C@H](CC(O)=O)NC(=O)[C@H](CC2=CNC3=CC=CC=C23)NC(=O)[C@H](CCCCCCCC)NC(=O)[C@H](CC(O)=O)NC1=O)C(=O)N[C@@H](CCCCNC(=O)CCOCCOCCOCCOCCOCCOCCOCCOCCOCCOCCOCCOCCOCCOCCOCCOCCOCCOCCOCCOCCOCCC(=O)NCCCC[C@H](NC(=O)[C@@H]1CCSCCCSCC[C@H](NC(=O)[C@H](CCC(O)=O)NC(=O)[C@@H](NC(=O)[C@H](CCCC[N+](C)(C)C)NC(=O)[C@@H](NC(=O)C[H])[C@@H](C)CC)C(C)(C)C)C(=O)N2[C@@H](C[C@]3([H])CCCC[C@]23[H])C(=O)N[C@@H](C[H])C(=O)N[C@@H](CC(O)=O)C(=O)N[C@@H](CCCCCCCC)C(=O)N[C@@H](CC2=CNC3=CC=CC=C23)C(=O)N[C@@H](CC(O)=O)C(=O)N[C@@H](CC2=CNC3=CC=CC=C23)C(=O)N1)C(=O)N[C@H](CCCNC(N)=N)C(N)=O)C(=O)N[C@H](CCCNC(N)=N)C(N)=O)NC(=O)[C@H](CCC(O)=O)NC(=O)[C@@H](NC(=O)[C@H](CCCC[N+](C)(C)C)NC(=O)[C@@H](NC(=O)C[H])[C@@H](C)CC)C(C)(C)C						
582	M; 2138.58	X5Hcy-X13Hcy	Thioether	Propane_Linker	---	---	AA++++; FF+
582	ac-I-Q-Tle-N-Hcy-Oic-A-Gla-Ogl-W-D-W-Hcy-K-dR-am (SEQ ID NO:422)						
582	[H]C[C@@H]1NC(=O)[C@@H]2C[C@]3([H])CCCC[C@]3([H])N2C(=O)[C@H](CCSCCCSCC[C@H](NC(=O)[C@H](CC2=CNC3=CC=CC=C23)NC(=O)[C@H](CC(O)=O)NC(=O)[C@H](CC2=CNC3=CC=CC=C23)NC(=O)[C@H](CCCCCCCC)NC(=O)[C@H](CC(C(O)=O)C(O)=O)NC1=O)C(=O)N[C@@H](CCCCN[H])C(=O)N[C@H](CCCNC(N)=N)C(N)=O)NC(=O)[C@H](CC(N)=O)NC(=O)[C@@H](NC(=O)[C@H](CCC(N)=O)NC(=O)[C@@H](NC(=O)C[H])[C@@H](C)CC)C(C)(C)C						
583	D; 5284.33	X5Hcy-X13Hcy	Thioether	Propane_Linker	PEG21DA; X14K; amide	SGF+; SIF++++	AA++++; FF++++
583	ac-I-Q-Tle-N-Hcy-Oic-A-Gla-Ogl-W-D-W-Hcy-K-dR-am (SEQ ID NO:422)						
583	[H]C[C@@H]1NC(=O)[C@@H]2C[C@]3([H])CCCC[C@]3([H])N2C(=O)[C@H](CCSCCCSCC[C@H](NC(=O)[C@H](CC2=CNC3=CC=CC=C23)NC(=O)[C@H](CC(O)=O)NC(=O)[C@H](CC2=CNC3=CC=CC=C23)NC(=O)[C@H](CCCCCCCC)NC(=O)[C@H](CC(C(O)=O)C(O)=O)NC1=O)C(=O)N[C@@H](CCCCNC(=O)CCOCCOCCOCCOCCOCCOCCOCCOCCOCCOCCOCCOCCOCCOCCOCCOCCOCCOCCOCCOCCOCCC(=O)NCCCC[C@H](NC(=O)[C@@H]1CCSCCCSCC[C@H](NC(=O)[C@H](CC(N)=O)NC(=O)[C@@H](NC(=O)[C@H](CCC(N)=O)NC(=O)[C@@H](NC(=O)C[H])[C@@H](C)CC)C(C)(C)C)C(=O)N2[C@@H](C[C@]3([H])CCCC[C@]23[H])C(=O)N[C@@H](C[H])C(=O)N[C@@H](CC(C(O)=O)C(O)=O)C(=O)N[C@@H](CCCCCCCC)C(=O)N[C@@H](CC2=CNC3=CC=CC=C23)C(=O)N[C@@H](CC(O)=O)C(=O)N[C@@H](CC2=CNC3=CC=CC=C23)C(=O)N1)C(=O)N						

FIGURE 1.168

C#	Monomer (M) or Dimer (D) & MW (Daltons)	Cyclization Positions	Cyclization Chemical Bond	Cyclization Linker	Dimerization: Linker, Position, Chemical Bond	Stability Assays (SGF; SIF)	IC50 HEK Blue IL-17assays (AA, AF, FF)
	[C@H](CCCNC(N)=N)C(N)=O)C(=O)N[C@H](CCCNC(N)=N)C(N)=O)NC(=O)[C@H](CC(N)=O)NC(=O)[C@@H](NC(=O)[C@H](CCC(N)=O)NC(=O)[C@@H](NC(=O)C[H])[C@@H](C)CC)C(C)(C)C						
584	D; 5094.063	X5O3S-X13OS3_Me	Carbon-carbon double	---	PEG21DA; X14K; amide	---	AA++++; FF++++
584	ac-I-Q-V-E-O3S-Oic-A-D-Ogl-W-D-W-O3S_Me-K-dR-am (SEQ ID NO:423)						
584	[H]C[C@@H]1NC(=O)[C@@H]2C[C@]3([H])CCCC[C@]3([H])N2C(=O)[C@H](CCC\C=C/CCC[C@](C)(NC(=O)[C@H](CC2=CNC3=CC=CC=C23)NC(=O)[C@H](CC(O)=O)NC(=O)[C@H](CC2=CNC3=CC=CC=C23)NC(=O)[C@H](CCCCCCCC)NC(=O)[C@H](CC(O)=O)NC1=O)C(=O)N[C@@H](CCCCNC(=O)CCOCCOCCOCCOCCOCCOCCOCCOCCOCCOCCOCCOCCOCCOCCOCCOCCOCCOCCOCCOCCOCCC(=O)NCCCC[C@H](NC(=O)[C@]1(C)CCC\C=C/CCC[C@H](NC(=O)[C@H](CCC(O)=O)NC(=O)[C@@H](NC(=O)[C@H](CCC(N)=O)NC(=O)[C@@H](NC(=O)C[H])[C@@H](C)CC)C(C)C)C(=O)N2[C@@H](C[C@]3([H])CCCC[C@]23[H])C(=O)N[C@@H](C[H])C(=O)N[C@@H](CC(O)=O)C(=O)N[C@@H](CCCCCCCC)C(=O)N[C@@H](CC2=CNC3=CC=CC=C23)C(=O)N[C@@H](CC(O)=O)C(=O)N[C@@H](CC2=CNC3=CC=CC=C23)C(=O)N1)C(=O)N[C@H](CCCNC(N)=N)C(N)=O)C(=O)N[C@H](CCCNC(N)=N)C(N)=O)NC(=O)[C@H](CCC(O)=O)NC(=O)[C@@H](NC(=O)[C@H](CCC(N)=O)NC(=O)[C@@H](NC(=O)C[H])[C@@H](C)CC)C(C)C						
585	D; 5098.095	X5O3S_Reduced-X13OS3_Reduced	Carbon-carbon single	---	PEG21DA; X14K; amide	---	AA++++; FF++++
585	ac-I-Q-Tle-E-O3S_Reduced-Oic-A-D-Ogl-W-D-W-O3S_Reduced-K-dR-am (SEQ ID NO:424)						
585	[H]C[C@@H]1NC(=O)[C@@H]2C[C@]3([H])CCCC[C@]3([H])N2C(=O)[C@H](CCCCCCCC[C@H](NC(=O)[C@H](CC2=CNC3=CC=CC=C23)NC(=O)[C@H](CC(O)=O)NC(=O)[C@H](CC2=CNC3=CC=CC=C23)NC(=O)[C@H](CCCCCCCC)NC(=O)[C@H](CC(O)=O)NC1=O)C(=O)N[C@@H](CCCCNC(=O)CCOCCOCCOCCOCCOCCOCCOCCOCCOCCOCCOCCOCCOCCOCCOCCOCCOCCOCCOCCOCCOCCC(=O)NCCCC[C@H](NC(=O)[C@@H]1CCCCCCCC[C@H](NC(=O)[C@H](CCC(O)=O)NC(=O)[C@@H](NC(=O)[C@H](CCC(N)=O)NC(=O)[C@@H](NC(=O)C[H])[C@@H](C)CC)C(C)(C)C)C(=O)N2[C@@H](C[C@]3([H])CCCC[C@]23[H])C(=O)N[C@@H](C[H])C(=O)N[C@@H](CC(O)=O)C(=O)N[C@@H](CCCCCCCC)C(=O)N[C@@H](CC2=CNC3=CC=CC=C23)C(=O)N[C@@H](CC(O)=O)C(=O)N[C@@H](CC2=CNC3=CC=CC=C23)C(=O)N1)C(=O)N[C@H](CCCNC(N)=N)C(N)=O)C(=O)N[C@H](CCCNC(N)=N)C(N)=O)NC(=O)[C@H](CCC(O)=O)NC(=O)[C@@H](NC(=O)[C@H](CCC(N)=O)NC(=O)[C@@H](NC(=O)C[H])[C@@H](C)CC)C(C)(C)C						
586	D; 5156.306	X5O3S_Reduced-X13OS3_Reduced	Carbon-carbon single	---	PEG21DA; X14K; amide	---	AA++++; FF++++
586	ac-I-Lys_Me3-V-E-O3S_Reduced-Oic-A-D-Ogl-W-D-W-O3S_Reduced-K-dR-am (SEQ ID NO:425)						
586	[H]C[C@@H]1NC(=O)[C@@H]2C[C@]3([H])CCCC[C@]3([H])N2C(=O)[C@H](CCCCCCCC[C@H](NC(=O)[C@H](CC2=CNC3=CC=CC=C23)NC(=O)[C@H](CC(O)=O)NC(=O)[C@H](CC2=CNC3=CC=CC=C23)NC(=O)[C@H](CCCCCCCC)NC(=O)[C@H](CC(O)=O)NC1=O)C(=O)N[C@@H](CCCCNC(=O)CCOCCOCCOCCOCCOCCOCCOCCOCCOCCOCCOCCOCCOCCOCCOCCOCCOCCOCCOCCOCCOCCC(=O)NCCCC[C@H](NC(=O)[C@@H]1CCCCC						

FIGURE 1.169

C#	Monomer (M) or Dimer (D) & MW (Daltons)	Cyclization Positions	Cyclization Chemical Bond	Cyclization Linker	Dimerization: Linker, Position, Chemical Bond	Stability Assays (SGF; SIF)	IC50 HEK Blue IL-17assays (AA, AF, FF)
	CCC[C@H](NC(=O)[C@H](CCC(O)=O)NC(=O)[C@@H](NC(=O)[C@H](CCCC[N+](C)(C)C)NC(=O)[C@@H](NC(=O)C[H])[C@@H](C)CC)C(C)C)C(=O)N2[C@@H](C[C@]3([H])CCCC[C@]23[H])C(=O)N[C@@H](C[H])C(=O)N[C@@H](CC(O)=O)C(=O)N[C@@H](CCCCCCCC)C(=O)N[C@@H](CC2=CNC3=CC=CC=C23)C(=O)N[C@@H](CC(O)=O)C(=O)N[C@@H](CC2=CNC3=CC=CC=C23)C(=O)N1)C(=O)N[C@H](CCCNC(N)=N)C(N)=O)C(=O)N[C@H](CCCNC(N)=N)C(N)=O)NC(=O)[C@H](CCC(O)=O)NC(=O)[C@@H](NC(=O)[C@H](CCCC[N+](C)(C)C)NC(=O)[C@@H](NC(=O)C[H])[C@@H](C)CC)C(C)C						
587	D; 5152.274	X5O3S-X13OS3	Carbon-carbon double	---	PEG21DA; X14K; amide	SGF++++; SIF++++	AA++++; FF++++
587	ac-I-Lys_Me3-V-E-O3S-Oic-A-D-Ogl-W-D-W-O3S-K-dR-am (SEQ ID NO:426)						
587	[H]C[C@@H]1NC(=O)[C@@H]2C[C@]3([H])CCCC[C@]3([H])N2C(=O)[C@H](CCC\C=C/CCC[C@H](NC(=O)[C@H](CC2=CNC3=CC=CC=C23)NC(=O)[C@H](CC(O)=O)NC(=O)[C@H](CC2=CNC3=CC=CC=C23)NC(=O)[C@H](CCCCCCCC)NC(=O)[C@H](CC(O)=O)NC1=O)C(=O)N[C@@H](CCCCNC(=O)CCOCCOCCOCCOCCOCCOCCOCCOCCOCCOCCOCCOCCOCCOCCOCCOCCOCCOCCOCCOCCOCCC(=O)NCCCC[C@H](NC(=O)[C@@H]1CCC\C=C/CCC[C@H](NC(=O)[C@H](CCC(O)=O)NC(=O)[C@@H](NC(=O)[C@H](CCCC[N+](C)(C)C)NC(=O)[C@@H](NC(=O)C[H])[C@@H](C)CC)C(C)C)C(=O)N2[C@@H](C[C@]3([H])CCCC[C@]23[H])C(=O)N[C@@H](C[H])C(=O)N[C@@H](CC(O)=O)C(=O)N[C@@H](CCCCCCCC)C(=O)N[C@@H](CC2=CNC3=CC=CC=C23)C(=O)N[C@@H](CC(O)=O)C(=O)N[C@@H](CC2=CNC3=CC=CC=C23)C(=O)N1)C(=O)N[C@H](CCCNC(N)=N)C(N)=O)C(=O)N[C@H](CCCNC(N)=N)C(N)=O)NC(=O)[C@H](CCC(O)=O)NC(=O)[C@@H](NC(=O)[C@H](CCCC[N+](C)(C)C)NC(=O)[C@@H](NC(=O)C[H])[C@@H](C)CC)C(C)C						
588	D; 5242.39	X5Pen-X13Cys	Thioether	Pentane_Linker	PEG21DA; X14K; amide	---	AA++++; FF++
588	ac-I-H-Tle-N-Pen-Oic-A-D-Ogl-W-D-W-C-K-dR-am (SEQ ID NO:427)						
588	[H]C[C@@H]1NC(=O)[C@@H]2C[C@]3([H])CCCC[C@]3([H])N2C(=O)[C@@H](NC(=O)[C@H](CC(N)=O)NC(=O)[C@@H](NC(=O)[C@H](CC2=CN=CN2)NC(=O)[C@@H](NC(=O)C[H])[C@@H](C)CC)C(C)(C)C)C(C)(C)SCCCCCSC[C@H](NC(=O)[C@H](CC2=CNC3=CC=CC=C23)NC(=O)[C@H](CC(O)=O)NC(=O)[C@H](CC2=CNC3=CC=CC=C23)NC(=O)[C@H](CCCCCCCC)NC(=O)[C@H](CC(O)=O)NC1=O)C(=O)N[C@@H](CCCCNC(=O)CCOCCOCCOCCOCCOCCOCCOCCOCCOCCOCCOCCOCCOCCOCCOCCOCCOCCOCCOCCOCCOCCC(=O)NCCCC[C@H](NC(=O)[C@@H]1CSCCCCCSC(C)(C)[C@H](NC(=O)[C@H](CC(N)=O)NC(=O)[C@@H](NC(=O)[C@H](CC2=CN=CN2)NC(=O)[C@@H](NC(=O)C[H])[C@@H](C)CC)C(C)(C)C)C(=O)N2[C@@H](C[C@]3([H])CCCC[C@]23[H])C(=O)N[C@@H](C[H])C(=O)N[C@@H](CC(O)=O)C(=O)N[C@@H](CCCCCCCC)C(=O)N[C@@H](CC2=CNC3=CC=CC=C23)C(=O)N[C@@H](CC(O)=O)C(=O)N[C@@H](CC2=CNC3=CC=CC=C23)C(=O)N1)C(=O)N[C@H](CCCNC(N)=N)C(N)=O)C(=O)N[C@H](CCCNC(N)=N)C(N)=O						
589	D; 5242.39	X5Cys-X13Pen	Thioether	Pentane_Linker	PEG21DA; X14K; amide	---	AA++++; FF+++
589	ac-I-H-Tle-N-C-Oic-A-D-Ogl-W-D-W-Pen-K-dR-am (SEQ ID NO:428)						
589	[H]C[C@@H]1NC(=O)[C@@H]2C[C@]3([H])CCCC[C@]3([H])N2C(=O)[C@H](CSCCCCCSC(C)(C)[C@H](NC(=O)[C@H](CC2=CNC3=CC=CC=C23)NC(=O)[C@H](CC(O)=O)NC(=O)[C@H](CC2=CNC3=CC=CC=C23)NC(=O)[C@H](CCCCCCCC)NC(=O)[C@H](CC(O)=O)NC1=O)C(=O)N[C@@H](CCCCNC(=O)CCOCCOCCOCCOCCOCCOCCOCCOCCOCCOCCOCCOCCOCCOCCOCCOCCOCCOCCOCCOCCOCCC(=O)NCCCC[C@H](NC(=O)[C@H]1NC(=O)[C@H](CC2=CNC3=CC=CC=C23)NC(=O)[C@H](CC(O)=O)NC(=O)[C@H](CC2=CNC3=CC=CC=C23)NC(=O)[C@H](CCCCCCCC)NC(=O						

FIGURE 1.170

C#	Monomer (M) or Dimer (D) & MW (Daltons)	Cyclization Positions	Cyclization Chemical Bond	Cyclization Linker	Dimerization: Linker, Position, Chemical Bond	Stability Assays (SGF; SIF)	IC50 HEK Blue IL-17assays (AA, AF, FF)
	)[C@H](CC(O)=O)NC(=O)[C@H](C[H])NC(=O)[C@@H]2C[C@]3([H])CCCC[C@]3([H])N2C(=O)[C@H](CSCCCCCSC1(C)C)NC(=O)[C@H](CC(N)=O)NC(=O)[C@@H](NC(=O)[C@H](CC1=CN=CN1)NC(=O)[C@@H](NC(=O)C[H])[C@@H](C)CC)C(C)(C)C)C(=O)N[C@H](CCCNC(N)=N)C(N)=O)C(=O)N[C@H](CCCNC(N)=N)C(N)=O)NC(=O)[C@H](CC(N)=O)NC(=O)[C@@H](NC(=O)[C@H](CC1=CN=CN1)NC(=O)[C@@H](NC(=O)C[H])[C@@H](C)CC)C(C)(C)C						
590	D; 5168.26	X5Hcy-X13Hcy	Thioether	Propane_Linker	PEG21DA; X14K; amide	---	AA++++; FF++++
590	ac-I-Q-Tle-N-Hcy-Oic-A-D-Ogl-W-D-W-Hcy-K-dR-am (SEQ ID NO:429)						
590	[H]C[C@@H]1NC(=O)[C@@H]2C[C@]3([H])CCCC[C@]3([H])N2C(=O)[C@H](CCSCCCSCC[C@H](NC(=O)[C@H](CC2=CNC3=CC=CC=C23)NC(=O)[C@H](CC(O)=O)NC(=O)[C@H](CC2=CNC3=CC=CC=C23)NC(=O)[C@H](CCCCCCCC)NC(=O)[C@H](CC(O)=O)NC1=O)C(=O)N[C@@H](CCCCNC(=O)CCOCCOCCOCCOCCOCCOCCOCCOCCOCCOCCOCCOCCOCCOCCOCCOCCOCCOCCOCCOCCOCCC(=O)NCCCC[C@H](NC(=O)[C@@H]1CCSCCCSCC[C@H](NC(=O)[C@H](CC(N)=O)NC(=O)[C@@H](NC(=O)[C@H](CCC(N)=O)NC(=O)[C@@H](NC(=O)C[H])[C@@H](C)CC)C(C)(C)C)C(=O)N2[C@@H](C[C@]3([H])CCCC[C@]23[H])C(=O)N[C@@H](C[H])C(=O)N[C@@H](CC(O)=O)C(=O)N[C@@H](CCCCCCCC)C(=O)N[C@@H](CC2=CNC3=CC=CC=C23)C(=O)N[C@@H](CC(O)=O)C(=O)N[C@@H](CC2=CNC3=CC=CC=C23)C(=O)N1)C(=O)N[C@H](CCCNC(N)=N)C(N)=O)C(=O)N[C@H](CCCNC(N)=N)C(N)=O)NC(=O)[C@H](CC(N)=O)NC(=O)[C@@H](NC(=O)[C@H](CCC(N)=O)NC(=O)[C@@H](NC(=O)C[H])[C@@H](C)CC)C(C)(C)C						
591	D; 5220.34	X5Hcy-X13Hcy	Thioether	Dimethylcyclopropane_Linker	PEG21DA; X14K; amide	---	AA++++; FF++++
591	ac-I-Q-Tle-N-Hcy-Oic-A-D-Ogl-W-D-W-Hcy-K-dR-am (SEQ ID NO:429)						
591	[H]C[C@@H]1NC(=O)[C@@H]2C[C@]3([H])CCCC[C@]3([H])N2C(=O)[C@H](CCSCC2(CC2)CSCC[C@H](NC(=O)[C@H](CC2=CNC3=CC=CC=C23)NC(=O)[C@H](CC(O)=O)NC(=O)[C@H](CC2=CNC3=CC=CC=C23)NC(=O)[C@H](CCCCCCCC)NC(=O)[C@H](CC(O)=O)NC1=O)C(=O)N[C@@H](CCCCNC(=O)CCOCCOCCOCCOCCOCCOCCOCCOCCOCCOCCOCCOCCOCCOCCOCCOCCOCCOCCOCCOCCOCCC(=O)NCCCC[C@H](NC(=O)[C@@H]1CCSCC2(CC2)CSCC[C@H](NC(=O)[C@H](CC(N)=O)NC(=O)[C@@H](NC(=O)[C@H](CCC(N)=O)NC(=O)[C@@H](NC(=O)C[H])[C@@H](C)CC)C(C)(C)C)C(=O)N2[C@@H](C[C@]3([H])CCCC[C@]23[H])C(=O)N[C@@H](C[H])C(=O)N[C@@H](CC(O)=O)C(=O)N[C@@H](CCCCCCCC)C(=O)N[C@@H](CC2=CNC3=CC=CC=C23)C(=O)N[C@@H](CC(O)=O)C(=O)N[C@@H](CC2=CNC3=CC=CC=C23)C(=O)N1)C(=O)N[C@H](CCCNC(N)=N)C(N)=O)C(=O)N[C@H](CCCNC(N)=N)C(N)=O)NC(=O)[C@H](CC(N)=O)NC(=O)[C@@H](NC(=O)[C@H](CCC(N)=O)NC(=O)[C@@H](NC(=O)C[H])[C@@H](C)CC)C(C)(C)C						
592	D; 5302.35	X5Hcy-X13Hcy	Thioether	Propane_Linker	PEG21DA; X14K; amide	---	AA++++; FF++++
592	ac-I-H-Tle-N-Hcy-Oic-A-Gla-Ogl-W-D-W-Hcy-K-dR-am (SEQ ID NO:430)						
592	[H]C[C@@H]1NC(=O)[C@@H]2C[C@]3([H])CCCC[C@]3([H])N2C(=O)[C@H](CCSCCCSCC[C@H](NC(=O)[C@H](CC2=CNC3=CC=CC=C23)NC(=O)[C@H](CC(O)=O)NC(=O)[C@H](CC2=CNC3=CC=CC=C23)NC(=O)[C@H](CCCCCCCC)NC(=O)[C@H](CC(C(O)=O)C(O)=O)NC1=O)C(=O)N[C@@H](CCCCNC(=O)CCOCCOCCOCCOCCOCCOCCOCCOCCOCCOCCOCCOCCOCCOCCOCCOCCOCCOCCOCCOCCOCCC(=O)NCCCC[C@H](NC(=O)[C@@H]1CCSCCCSCC[C@H](NC(=O)[C@H](CC(N)=O)NC(=O)[C@@H](NC(=O)[C@H](CC2=CN=CN2)NC(=O)[C@@H](NC(=O)C[H])[C@@H](C)CC)C(C)(C)C)C(=O)N2[C@@H](C[C@]3([H])CCCC[C@]23[H])C(=O)N[C@@H](C[H])C(=O)N[C@@H](CC(C(O)=O)C(O)=O)C(=O)N[C@@						

FIGURE 1.171

C#	Monomer (M) or Dimer (D) & MW (Daltons)	Cyclization Positions	Cyclization Chemical Bond	Cyclization Linker	Dimerization: Linker, Position, Chemical Bond	Stability Assays (SGF; SIF)	IC50 HEK Blue IL-17assays (AA, AF, FF)
	H](CCCCCCCC)C(=O)N[C@@H](CC2=CNC3=CC=CC=C23)C(=O)N[C@@H](CC(O)=O)C(=O)N[C@@H](CC2=CNC3=CC=CC=C23)C(=O)N1)C(=O)N[C@H](CCCNC(N)=N)C(N)=O)C(=O)N[C@H](CCCNC(N)=N)C(N)=O)NC(=O)[C@H](CC(N)=O)NC(=O)[C@@H](NC(=O)[C@H](CC1=CN=CN1)NC(=O)[C@@H](NC(=O)C[H])[C@@H](C)CC)C(C)(C)C						
593	D; 5242.39	X5Hcy-X13Hcy	Thioether	Propane_Linker	PEG21DA; X14K; amide	---	AA++++; FF++++
593	ac-I-H-Tle-N-Hcy-Oic-A-D-Dgl-W-D-W-Hcy-K-dR-am (SEQ ID NO:431)						
593	[H]C[C@@H]1NC(=O)[C@@H]2C[C@]3([H])CCCC[C@]3([H])N2C(=O)[C@H](CCSCCCSCC[C@H](NC(=O)[C@H](CC2=CNC3=CC=CC=C23)NC(=O)[C@H](CC(O)=O)NC(=O)[C@H](CC2=CNC3=CC=CC=C23)NC(=O)[C@H](CCCCCCCCCC)NC(=O)[C@H](CC(O)=O)NC1=O)C(=O)N[C@@H](CCCCNC(=O)CCOCCOCCOCCOCCOCCOCCOCCOCCOCCOCCOCCOCCOCCOCCOCCOCCOCCOCCOCCOCCC(=O)NCCCC[C@H](NC(=O)[C@@H]1CCSCCCSCC[C@H](NC(=O)[C@H](CC(N)=O)NC(=O)[C@@H](NC(=O)[C@H](CC2=CN=CN2)NC(=O)[C@@H](NC(=O)C[H])[C@@H](C)CC)C(C)(C)C)C(=O)N2[C@@H](C[C@]3([H])CCCC[C@]23[H])C(=O)N[C@@H](C[H])C(=O)N[C@@H](CC(O)=O)C(=O)N[C@@H](CCCCCCCCCC)C(=O)N[C@@H](CC2=CNC3=CC=CC=C23)C(=O)N[C@@H](CC(O)=O)C(=O)N[C@@H](CC2=CNC3=CC=CC=C23)C(=O)N1)C(=O)N[C@H](CCCNC(N)=N)C(N)=O)C(=O)N[C@H](CCCNC(N)=N)C(N)=O)NC(=O)[C@H](CC(N)=O)NC(=O)[C@@H](NC(=O)[C@H](CC1=CN=CN1)NC(=O)[C@@H](NC(=O)C[H])[C@@H](C)CC)C(C)(C)C						
594	D; 5130.17	X5Hcy-X13Hcy	Thioether	Propane_Linker	PEG21DA; X14K; amide	---	AA++++; FF+++
594	ac-I-H-Tle-N-Hcy-Oic-A-D-Aoc-W-D-W-Hcy-K-dR-am (SEQ ID NO:432)						
594	[H]C[C@@H]1NC(=O)[C@@H]2C[C@]3([H])CCCC[C@]3([H])N2C(=O)[C@H](CCSCCCSCC[C@H](NC(=O)[C@H](CC2=CNC3=CC=CC=C23)NC(=O)[C@H](CC(O)=O)NC(=O)[C@H](CC2=CNC3=CC=CC=C23)NC(=O)[C@H](CCCCCC)NC(=O)[C@H](CC(O)=O)NC1=O)C(=O)N[C@@H](CCCCNC(=O)CCOCCOCCOCCOCCOCCOCCOCCOCCOCCOCCOCCOCCOCCOCCOCCOCCOCCOCCOCCOCCC(=O)NCCCC[C@H](NC(=O)[C@@H]1CCSCCCSCC[C@H](NC(=O)[C@H](CC(N)=O)NC(=O)[C@@H](NC(=O)[C@H](CC2=CN=CN2)NC(=O)[C@@H](NC(=O)C[H])[C@@H](C)CC)C(C)(C)C)C(=O)N2[C@@H](C[C@]3([H])CCCC[C@]23[H])C(=O)N[C@@H](C[H])C(=O)N[C@@H](CC(O)=O)C(=O)N[C@@H](CCCCCC)C(=O)N[C@@H](CC2=CNC3=CC=CC=C23)C(=O)N[C@@H](CC(O)=O)C(=O)N[C@@H](CC2=CNC3=CC=CC=C23)C(=O)N1)C(=O)N[C@H](CCCNC(N)=N)C(N)=O)C(=O)N[C@H](CCCNC(N)=N)C(N)=O)NC(=O)[C@H](CC(N)=O)NC(=O)[C@@H](NC(=O)[C@H](CC1=CN=CN1)NC(=O)[C@@H](NC(=O)C[H])[C@@H](C)CC)C(C)(C)C						
595	D; 5242.39	X5Hcy-X13Hcy	Thioether	Propane_Linker	PEG21DA; X14K; amide	---	AA++++; FF++
595	ac-I-H-Tle-N-Hcy-4SCyclohexPro-A-D-Ogl-W-D-W-Hcy-K-dR-am (SEQ ID NO:433)						
595	[H]C[C@@H]1NC(=O)[C@@H]2C[C@H](CN2C(=O)[C@H](CCSCCCSCC[C@H](NC(=O)[C@H](CC2=CNC3=CC=CC=C23)NC(=O)[C@H](CC(O)=O)NC(=O)[C@H](CC2=CNC3=CC=CC=C23)NC(=O)[C@H](CCCCCCCC)NC(=O)[C@H](CC(O)=O)NC1=O)C(=O)N[C@@H](CCCCNC(=O)CCOCCOCCOCCOCCOCCOCCOCCOCCOCCOCCOCCOCCOCCOCCOCCOCCOCCOCCOCCOCCOCCC(=O)NCCCC[C@H](NC(=O)[C@@H]1CCSCCCSCC[C@H](NC(=O)[C@H](CC(N)=O)NC(=O)[C@@H](NC(=O)[C@H](CC2=CN=CN2)NC(=O)[C@@H](NC(=O)C[H])[C@@H](C)CC)C(C)(C)C)C(=O)N2C[C@@H](C[C@H]2C(=O)N[C@@H](C[H])C(=O)N[C@@H](CC(O)=O)C(=O)N[C@@H](CCCCCCCC)C(=O)N[C@@H](CC2=CNC3=CC=CC=C23)C(=O)N[C@@H](CC(O)=O)C(=O)N[C@@H](CC2=CNC3=CC=CC=C23)C(=O)N1)C1CCCCC1)C(=O)N[C@H](CCCNC(N)=N)C(N)=O)C(=O)N[C@H](CCCNC						

FIGURE 1.172

C#	Monomer (M) or Dimer (D) & MW (Daltons)	Cyclization Positions	Cyclization Chemical Bond	Cyclization Linker	Dimerization: Linker, Position, Chemical Bond	Stability Assays (SGF; SIF)	IC50 HEK Blue IL-17assays (AA, AF, FF)
	(N)=N)C(N)=O)NC(=O)[C@H](CC(N)=O)NC(=O)[C@@H](NC(=O)[C@H](CC1=CN=CN1)NC(=O)[C@@H](NC(=O)C[H])[C@@H](C)CC)C(C)(C)C)C1CCCCC1						
596	M; 2191.6	X5Hcy-X13Hcy	Thioether	Propane_Linker	PEG21DA; X14K; amide	---	AA++++; FF++
596	ac-E-I-H-Tba-T-Hcy-Oic-A-D-Ogl-W-D-W-C-N-dR-am (SEQ ID NO:434)						
596	[H]C[C@@H]1NC(=O)[C@@H]2C[C@]3([H])CCCC[C@]3([H])N2C(=O)[C@H](CCSCCCSC[C@H](NC(=O)[C@H](CC2=CNC3=CC=CC=C23)NC(=O)[C@H](CC(O)=O)NC(=O)[C@H](CC2=CNC3=CC=CC=C23)NC(=O)[C@H](CCCCCCCC)NC(=O)[C@H](CC(O)=O)NC1=O)C(=O)N[C@@H](CC(N)=O)C(=O)N[C@H](CCCNC(N)=N)C(N)=O)NC(=O)[C@@H](NC(=O)[C@H](CC(C)(C)C)NC(=O)[C@H](CC1=CN=CN1)NC(=O)[C@@H](NC(=O)[C@H](CCC(O)=O)NC(=O)C[H])[C@@H](C)CC)[C@@H](C)O						
597	M; 2205.63	X5Hcy-X13Hcy	Thioether	Propane_Linker	PEG21DA; X14K; amide	---	AA++++; FF+++
597	ac-E-I-H-Tba-T-Hcy-Oic-A-D-Ogl-W-D-W-Hcy-N-dR-am (SEQ ID NO:435)						
597	[H]C[C@@H]1NC(=O)[C@@H]2C[C@]3([H])CCCC[C@]3([H])N2C(=O)[C@H](CCSCCCSCC[C@H](NC(=O)[C@H](CC2=CNC3=CC=CC=C23)NC(=O)[C@H](CC(O)=O)NC(=O)[C@H](CC2=CNC3=CC=CC=C23)NC(=O)[C@H](CCCCCCCC)NC(=O)[C@H](CC(O)=O)NC1=O)C(=O)N[C@@H](CC(N)=O)C(=O)N[C@H](CCCNC(N)=N)C(N)=O)NC(=O)[C@@H](NC(=O)[C@H](CC(C)(C)C)NC(=O)[C@H](CC1=CN=CN1)NC(=O)[C@@H](NC(=O)[C@H](CCC(O)=O)NC(=O)C[H])[C@@H](C)CC)[C@@H](C)O						
598	D; 5274.307	X5O3S_Reduced - X13O3S_Reduced	Carbon-carbon single	---	PEG25DA; X14K; amide	---	AA++++; FF++++
598	ac-I-Q-Tle-E-O3S_Reduced-Oic-A-D-Ogl-W-D-W-O3S_Reduced-K-dR-am (SEQ ID NO:424)						
598	[H]C[C@@H]1NC(=O)[C@@H]2C[C@]3([H])CCCC[C@]3([H])N2C(=O)[C@H](CCCCCCCC[C@H](NC(=O)[C@H](CC2=CNC3=CC=CC=C23)NC(=O)[C@H](CC(O)=O)NC(=O)[C@H](CC2=CNC3=CC=CC=C23)NC(=O)[C@H](CCCCCCCC)NC(=O)[C@H](CC(O)=O)NC1=O)C(=O)N[C@@H](CCCCNC(=O)CCOCCOCCOCCOCCOCCOCCOCCOCCOCCOCCOCCOCCOCCOCCOCCOCCOCCOCCOCCOCCOCCOCCOCCOCCC(=O)NCCCC[C@H](NC(=O)[C@@H]1CCCCCCCC[C@H](NC(=O)[C@H](CCC(O)=O)NC(=O)[C@@H](NC(=O)[C@H](CCC(N)=O)NC(=O)[C@@H](NC(=O)C[H])[C@@H](C)CC)C(C)(C)C)C(=O)N2[C@@H](C[C@]3([H])CCCC[C@]23[H])C(=O)N[C@@H](C[H])C(=O)N[C@@H](CC(O)=O)C(=O)N[C@@H](CCCCCCC)C(=O)N[C@@H](CC2=CNC3=CC=CC=C23)C(=O)N[C@@H](CC(O)=O)C(=O)N[C@@H](CC2=CNC3=CC=CC=C23)C(=O)N1)C(=O)N[C@H](CCCNC(N)=N)C(N)=O)C(=O)N[C@H](CCCNC(N)=N)C(N)=O)NC(=O)[C@H](CCC(O)=O)NC(=O)[C@@H](NC(=O)[C@H](CCC(N)=O)NC(=O)[C@@H](NC(=O)C[H])[C@@H](C)CC)C(C)(C)C						
599	D; 5372.56	X5Hcy-X13Hcy	Thioether	Propane_Linker	PEG21DA; X14K; amide	---	AA++++; FF++++
599	ac-I-Lys_Me3-V-E-Hcy-Oic-A-Gla-Ogl-W-D-W-Hcy-K-dR-am (SEQ ID NO:436)						

FIGURE 1.173

C#	Monomer (M) or Dimer (D) & MW (Daltons)	Cyclization Positions	Cyclization Chemical Bond	Cyclization Linker	Dimerization: Linker, Position, Chemical Bond	Stability Assays (SGF; SIF)	IC50 HEK Blue IL-17assays (AA, AF, FF)
599	[H]C[C@@H]1NC(=O)[C@@H]2C[C@]3([H])CCCC[C@]3([H])N2C(=O)[C@H](CCSCCCSCC[C@H](NC(=O)[C@H](CC2=CNC3=CC=CC=C23)NC(=O)[C@H](CC(O)=O)NC(=O)[C@H](CC2=CNC3=CC=CC=C23)NC(=O)[C@H](CCCCCCCC)NC(=O)[C@H](CC(C(O)=O)C(O)=O)NC1=O)C(=O)N[C@@H](CCCCNC(=O)CCOCCOCCOCCOCCOCCOCCOCCOCCOCCOCCOCCOCCOCCOCCOCCOCCOCCOCCOCCOCCOCCC(=O)NCCCC[C@H](NC(=O)[C@@H]1CCSCCCSCC[C@H](NC(=O)[C@H](CCC(O)=O)NC(=O)[C@@H](NC(=O)[C@H](CCCC[N+](C)(C)C)NC(=O)[C@@H](NC(=O)C[H])[C@@H](C)CC)C(C)C)C(=O)N2[C@@H](C[C@]3([H])CCCC[C@]23[H])C(=O)N[C@@H](C[H])C(=O)N[C@@H](CC(C(O)=O)C(O)=O)C(=O)N[C@@H](CCCCCCCC)C(=O)N[C@@H](CC2=CNC3=CC=CC=C23)C(=O)N[C@@H](CC(O)=O)C(=O)N[C@@H](CC2=CNC3=CC=CC=C23)C(=O)N1)C(=O)N[C@H](CCCNC(N)=N)C(N)=O)C(=O)N[C@H](CCCNC(N)=N)C(N)=O)NC(=O)[C@H](CCC(O)=O)NC(=O)[C@@H](NC(=O)[C@H](CCCC[N+](C)(C)C)NC(=O)[C@@H](NC(=O)C[H])[C@@H](C)CC)C(C)C						
600	D; 5164.23	X5Hcy-X13Hcy	Thioether	Propane_Linker	PEG21DA; X14K; amide	SGF+; SIF++++	AA++++; FF++++
600	ac-Cyclopropyl_Ala-Q-Tle-N-Hcy-Oic-A-D-Ogl-W-D-W-Hcy-K-dR-am (SEQ ID NO:437)						
600	[H]NC(=O)CC[C@H](NC(=O)[C@H](CC1CC1)NC(C)=O)C(=O)N[C@H](C(=O)N[C@@H](CC(=O)N[H])C(=O)N[C@H]1CCSCCCSCC[C@H](NC(=O)[C@H](CC2=CN([H])C3=C2C=CC=C3)NC(=O)[C@H](CC(O)=O)NC(=O)[C@H](CC2=CN([H])C3=C2C=CC=C3)NC(=O)[C@H](CCCCCCCC)NC(=O)[C@H](CC(O)=O)NC(=O)[C@H](C)NC(=O)[C@@H]2CC3CCCCC3N2C1=O)C(=O)N[C@@H](CCCCNC(=O)CCOCCOCCOCCOCCOCCOCCOCCOCCOCCOCCOCCOCCOCCOCCOCCOCCOCCOCCOCCOCCOCCC(=O)NCCCC[C@H](NC(=O)[C@@H]1CCSCCCSCC[C@H](NC(=O)[C@H](CC(=O)N[H])NC(=O)[C@@H](NC(=O)[C@H](CCC(=O)N[H])NC(=O)[C@H](CC2CC2)NC(C)=O)C(C)(C)C)C(=O)N2C3CCCCC3C[C@H]2C(=O)N[C@@H](C)C(=O)N[C@@H](CC(O)=O)C(=O)N[C@@H](CCCCCCCC)C(=O)N[C@@H](CC2=CN([H])C3=C2C=CC=C3)C(=O)N[C@@H](CC(O)=O)C(=O)N[C@@H](CC2=CN([H])C3=C2C=CC=C3)C(=O)N1)C(=O)N[C@H](CCCN=C(N)N[H])C(N)=O)C(=O)N[C@H](CCCN=C(N)N[H])C(N)=O)C(C)(C)C						
601	D; 5284.55	X5Hcy-X13Hcy	Thioether	Propane_Linker	PEG21DA; X14K; amide	SGF++++; SIF++++	AA++++; FF++++
601	ac-I-Lys_Me3-V-E-Hcy-Oic-A-D-Ogl-W-E-W-Hcy-K-dR-am (SEQ ID NO:438)						
601	[H]C[C@@H]1NC(=O)[C@@H]2C[C@]3([H])CCCC[C@]3([H])N2C(=O)[C@H](CCSCCCSCC[C@H](NC(=O)[C@H](CC2=CNC3=CC=CC=C23)NC(=O)[C@H](CCC(O)=O)NC(=O)[C@H](CC2=CNC3=CC=CC=C23)NC(=O)[C@H](CCCCCCCC)NC(=O)[C@H](CC(O)=O)NC1=O)C(=O)N[C@@H](CCCCNC(=O)CCOCCOCCOCCOCCOCCOCCOCCOCCOCCOCCOCCOCCOCCOCCOCCOCCOCCOCCOCCOCCOCCC(=O)NCCCC[C@H](NC(=O)[C@@H]1CCSCCCSCC[C@H](NC(=O)[C@H](CCC(O)=O)NC(=O)[C@@H](NC(=O)[C@H](CCCC[N+](C)(C)C)NC(=O)[C@@H](NC(=O)C[H])[C@@H](C)CC)C(C)C)C(=O)N2[C@@H](C[C@]3([H])CCCC[C@]23[H])C(=O)N[C@@H](C[H])C(=O)N[C@@H](CC(O)=O)C(=O)N[C@@H](CCCCCCCC)C(=O)N[C@@H](CC2=CNC3=CC=CC=C23)C(=O)N[C@@H](CCC(O)=O)C(=O)N[C@@H](CC2=CNC3=CC=CC=C23)C(=O)N1)C(=O)N[C@H](CCCNC(N)=N)C(N)=O)C(=O)N[C@H](CCCNC(N)=N)C(N)=O)NC(=O)[C@H](CCC(O)=O)NC(=O)[C@@H](NC(=O)[C@H](CCCC[N+](C)(C)C)NC(=O)[C@@H](NC(=O)C[H])[C@@H](C)CC)C(C)C						
602	M; 2126.59	X5Hhc-X13Hhc	Disulfide	---	---	SGF++++; SIF+	AA++++
602	ac-I-Lys_Me3-V-T-Hhc-Oic-A-Gla-Ogl-W-D-W-Hhc-N-dR-am (SEQ ID NO:439)						

FIGURE 1.174

C#	Monomer (M) or Dimer (D) & MW (Daltons)	Cyclization Positions	Cyclization Chemical Bond	Cyclization Linker	Dimerization: Linker, Position, Chemical Bond	Stability Assays (SGF; SIF)	IC50 HEK Blue IL-17assays (AA, AF, FF)
602	[H]NC(=O)C[C@H](NC(=O)[C@@H]1CCCSSCCC[C@H](NC(=O)[C@@]([H])(NC(=O)[C@H](CCCCCCCC)NC(=O)[C@H](CCCC[N+](C)(C)C)NC(=O)[C@@]([H])(NC(=O)[C@H](CCC(O)=O)NC(C)=O)[C@@H](C)CC)[C@@H]C(=O)N2C3CCCCC3C[C@H]2C(=O)N[C@@H](C)C(=O)N[C@@H](CC(C(O)=O)C(=O)N[C@@H](CCCCCCCC)C(=O)N[C@@H](CC2=CN([H])C3=C2C=CC=C3)C(=O)N1)C(O)=O)C(=O)N[C@H](CCCN=C(N)N[H])C(N)=O	--- Disulfide	--- ---	SGF+; SIF+	AA++++; FF+
603	ac-E-I-Lys_Me3-V-T-Hhc-Oic-A-Gla-Ogl-W-D-W-Hhc-N-dR-am (SEQ ID NO:440)						
603	[H]NC(=O)C[C@H](NC(=O)[C@@H]1CCCSSCCC[C@H](NC(=O)[C@@]([H])(NC(=O)[C@@H](NC(=O)[C@H](CCCC[N+](C)(C)C)NC(=O)[C@@]([H])(NC(=O)[C@H](CCC(O)=O)NC(C)=O)[C@@H](C)CC)C(C)C)[C@@H](C)C(=O)N2C3CCCCC3C[C@H]2C(=O)N[C@@H](C)C(=O)N[C@@H](CC(C(O)=O)C(=O)N[C@@H](CCCCCCCC)C(=O)N[C@@H](CC2=CN([H])C3=C2C=CC=C3)C(=O)N[C@@H](CC(O)=O)C(=O)N[C@@H](CC2=CN([H])C3=C2C=CC=C3)C(=O)N1)C(O)=O)C(=O)N[C@H](CCCN=C(N)N[H])C(N)=O	Disulfide	--- ---	SGF+; SIF++++	AA++++; FF++++
604	M; 2325.84	X5Hhc-X13Hhc	Disulfide	---	---	SGF+; SIF++++	AA++++; FF++++
604	ac-E-I-Lys_Me3-Ogl-T-Hhc-Oic-A-Gla-Ogl-W-D-W-Hhc-N-dR-am (SEQ ID NO:380)						
604	[H]NC(=O)C[C@H](NC(=O)[C@@H]1CCCSSCCC[C@H](NC(=O)[C@@]([H])(NC(=O)[C@H](CCCCCCCC)NC(=O)[C@H](CCCC[N+](C)(C)C)NC(=O)[C@@]([H])(NC(=O)[C@H](CCC(O)=O)NC(C)=O)[C@@H](C)CC)C(=O)N2C3CCCCC3C[C@H]2C(=O)N[C@@H](C)C(=O)N[C@@H](CC(C(O)=O)C(=O)N[C@@H](CCCCCCCC)C(=O)N[C@@H](CC2=CN([H])C3=C2C=CC=C3)C(=O)N[C@@H](CC(O)=O)C(=O)N[C@@H](CC2=CN([H])C3=C2C=CC=C3)C(=O)N1)C(O)=O)C(=O)N[C@H](CCCN=C(N)N[H])C(N)=O	Propane_Linker	--- ---	SGF+++++; SIF+	AA++++; FF+++
605	M; 2191.6	X5Hcy-X13Hcy	Thioether	Propane_Linker	---	SGF+++++; SIF+	AA++++; FF+++
605	ac-E-Tle-H-Tle-T-Hcy-Oic-A-D-Ogl-W-D-W-Hcy-N-dR-am (SEQ ID NO:441)						
605	[H]C[C@@H]1NC(=O)[C@@H]2C[C@]3([H])CCCC[C@]3([H])N2C(=O)[C@H](CCSCCCSCC[C@H](NC(=O)[C@H](CC2=CNC3=CC=CC=C23)NC(=O)[C@H](CC(O)=O)NC(=O)[C@H](CC2=CNC3=CC=CC=C23)NC(=O)[C@H](CCCCCCCC)NC(=O)[C@H](CC(O)=O)NC1=O)C(=O)N[C@@H](CC(N)=O)C(=O)N[C@H](CCCNC(N)=N)C(N)=O)NC(=O)[C@@H](NC(=O)[C@H](CC1=CN=CN1)NC(=O)[C@@H](NC(=O)[C@H](CCC(O)=O)NC(=O)C[H])C(C)C)C(C)C)[C@@H](C)O	Propane_Linker	--- ---	SGF+; SIF+	AA++++; FF+++
606	M; 2163.59	X5Hcy-X13Hcy	Thioether	Propane_Linker	---	SGF+; SIF+	AA++++; FF+++
606	ac-T-I-H-Tle-T-Hcy-Oic-A-D-Ogl-W-D-W-Hcy-N-dR-am (SEQ ID NO:442)						
606	[H]C[C@@H]1NC(=O)[C@@H]2C[C@]3([H])CCCC[C@]3([H])N2C(=O)[C@H](CCSCCCSCC[C@H](NC(=O)[C@H](CC2=CNC3=CC=CC=C23)NC(=O)[C@H](CC(O)=O)NC(=O)[C@H](CCCCCCCC)NC(=O)[C@H](CC(O)=O)NC1=O)C(=O)N[C@@H](CC(N)=O)C(=O)N[C@H](CCCNC(N)=N)C(N)=O)NC(=O)[C@@H](NC(=O)[C@H](CC1=CN=CN1)NC(=O)[C@@H](NC(=O)[C@H](CCC(O)=O)NC(=O)C[H])C(C)C)C(C)C)[C@@H](C)O	Propane_Linker	--- ---	SGF+; SIF+	AA++++; FF+++
607	M; 2176.59	X5Hcy-X13Hcy	Thioether	Propane_Linker	---	SGF+; SIF+	AA++++; FF+++

FIGURE 1.175

C#	Monomer (M) or Dimer (D) & MW (Daltons)	Cyclization Positions	Cyclization Chemical Bond	Cyclization Linker	Dimerization: Linker, Position, Chemical Bond	Stability Assays (SGF; SIF)	IC50 HEK Blue IL-17assays (AA, AF, FF)
607	ac-N-I-H-Tle-T-Hcy-Oic-A-D-Ogl-W-D-W-Hcy-N-dR-am (SEQ ID NO:443)						
607	[H]C[C@@H]1NC(=O)[C@@H]2C[C@]3([H])CCCC[C@]3([H])N2C(=O)[C@H](CCSCCCSCC[C@H](NC(=O)[C@H](CC2=CNC3=CC=CC=C23)NC(=O)[C@H](CC(O)=O)NC(=O)[C@H](CC2=CNC3=CC=CC=C23)NC(=O)[C@H](CCCCCCCC)NC(=O)C(=O)NC1=O)C(=O)N[C@@H](CC(N)=O)C(=O)N[C@H](CCCNC(N)=N)C(N)=O)NC(=O)[C@@H](NC(=O)[C@H](CC1=CN=CN1)NC(=O)[C@@H](NC(=O)[C@@H]1[C@@H](C)CC)C(C)C[C@@H](C)O				
608	M; 2190.62	X5Hcy-X13Hcy	Thioether	Propane_Linker	---	SGF+; SIF+	AA++++; FF+++
608	ac-Q-I-H-Tle-T-Hcy-Oic-A-D-Ogl-W-D-W-Hcy-N-dR-am (SEQ ID NO:444)						
608	[H]C[C@@H]1NC(=O)[C@@H]2C[C@]3([H])CCCC[C@]3([H])N2C(=O)[C@H](CCSCCCSCC[C@H](NC(=O)[C@H](CC2=CNC3=CC=CC=C23)NC(=O)[C@H](CC(O)=O)NC(=O)[C@H](CC2=CNC3=CC=CC=C23)NC(=O)[C@H](CCCCCCCC)NC(=O)C(=O)NC1=O)C(=O)N[C@@H](CC(N)=O)C(=O)N[C@H](CCCNC(N)=N)C(N)=O)NC(=O)[C@@H](NC(=O)[C@H](CC1=CN=CN1)NC(=O)[C@@H](NC(=O)[C@@H]1[C@@H](C)CC)C(C)C[C@@H](C)O				
609	M; 2199.63	X5Hcy-X13Hcy	Thioether	Propane_Linker	---	SGF++; SIF++++	AA++++; FF+++
609	ac-H-I-H-Tle-T-Hcy-Oic-A-D-Ogl-W-D-W-Hcy-N-dR-am (SEQ ID NO:445)						
609	[H]C[C@@H]1NC(=O)[C@@H]2C[C@]3([H])CCCC[C@]3([H])N2C(=O)[C@H](CCSCCCSCC[C@H](NC(=O)[C@H](CC2=CNC3=CC=CC=C23)NC(=O)[C@H](CC(O)=O)NC(=O)[C@H](CC2=CNC3=CC=CC=C23)NC(=O)[C@H](CCCCCCCC)NC(=O)C(=O)NC1=O)C(=O)N[C@@H](CC(N)=O)C(=O)N[C@H](CCCNC(N)=N)C(N)=O)NC(=O)[C@@H](NC(=O)[C@H](CC1=CN=CN1)NC(=O)[C@@H](NC(=O)[C@@H]1[C@@H](C)CC)C(C)C[C@@H](C)O				
610	M; 2176.63	X5Hcy-X13Hcy	Thioether	Propane_Linker	---	SGF+++; SIF+++	AA++++; FF+++
610	ac-Orn-I-H-Tle-T-Hcy-Oic-A-D-Ogl-W-D-W-Hcy-N-dR-am (SEQ ID NO:446)						
610	[H]C[C@@H]1NC(=O)[C@@H]2C[C@]3([H])CCCC[C@]3([H])N2C(=O)[C@H](CCSCCCSCC[C@H](NC(=O)[C@H](CC2=CNC3=CC=CC=C23)NC(=O)[C@H](CC(O)=O)NC(=O)[C@H](CC2=CNC3=CC=CC=C23)NC(=O)[C@H](CCCCCCCC)NC(=O)C(=O)NC1=O)C(=O)N[C@@H](CC(N)=O)C(=O)N[C@H](CCCNC(N)=N)C(N)=O)NC(=O)[C@@H](NC(=O)[C@H](CC1=CN=CN1)NC(=O)[C@@H](NC(=O)[C@@H]1[C@@H](C)CC)C(C)C[C@@H](C)O				
611	M; 2233.75	X5Hcy-X13Hcy	Thioether	Propane_Linker	---	SGF++; SIF+	AA++++; FF+++
611	ac-Lys_Me3-I-H-Tle-T-Hcy-Oic-A-D-Ogl-W-D-W-Hcy-N-dR-am (SEQ ID NO:447)						
611	[H]C[C@@H]1NC(=O)[C@@H]2C[C@]3([H])CCCC[C@]3([H])N2C(=O)[C@H](CCSCCCSCC[C@H](NC(=O)[C@H](CC2=CNC3=CC=CC=C23)NC(=O)[C@H](CC(O)=O)NC(=O)[C@H](CC2=CNC3=CC=CC=C23)NC(=O)[C@H](CCCCCCCC)NC(=O)C(=O)NC1=O)C(=O)N[C@@H](CC(N)=O)C(=O)N[C@H](CCCNC(N)=N)C(N)=O)NC(=O)[C@@H](NC(=O)[C@H](CC1=CN=CN1)NC(=O)[C@@H](NC(=O)[C@@H]1[C@@H](C)CC)C(C)C[C@@H](C)O				

FIGURE 1.176

C#	Monomer (M) or Dimer (D) & MW (Daltons)	Cyclization Positions	Cyclization Chemical Bond	Cyclization Linker	Dimerization: Linker, Position, Chemical Bond	Stability Assays (SGF; SIF)	IC50 HEK Blue IL-17assays (AA, AF, FF)
612	M; 2233.68	X5Hcy-X13Hcy	Thioether	Propane_Linker	---	SGF+; SIF++++	AA++++; FF+++
612	Isovaleric_Acid-E-I-H-Tle-T-Hcy-Oic-A-D-Ogl-W-D-W-Hcy-N-dR-am (SEQ ID NO:448)						
612	[H]C[C@@H]1NC(=O)[C@@H]2C[C@]3([H])CCCC[C@]3([H])N2C(=O)[C@H](CCSCCCSCC[C@H](NC(=O)[C@H](CC2=CNC3=CC=CC=C23)NC(=O)[C@H](CC(O)=O)NC(=O)[C@H](CC2=CNC3=CC=CC=C23)NC(=O)[C@H](CCCCCCCC)NC(=O)[C@H](CC(O)=O)NC1=O)C(=O)N[C@@H](CC(N)=O)C(=O)N[C@H](CCCNC(N)=N)C(N)=O)NC(=O)[C@@H](NC(=O)[C@H](CC1=CN=CN1)NC(=O)[C@@H](NC(=O)[C@@H](CCC(O)=O)NC(=O)CC(C)C)[C@@H](C)CC)C(C)C)[C@@H](C)O			
613	M; 2304.76	X5Hcy-X13Hcy	Thioether	Propane_Linker	---	SGF+; SIF+++	AA++++; FF+++
613	ac-Tle-E-I-H-Tle-T-Hcy-Oic-A-D-Ogl-W-D-W-Hcy-N-dR-am (SEQ ID NO:449)						
613	[H]C[C@@H]1NC(=O)[C@@H]2C[C@]3([H])CCCC[C@]3([H])N2C(=O)[C@H](CCSCCCSCC[C@H](NC(=O)[C@H](CC2=CNC3=CC=CC=C23)NC(=O)[C@H](CC(O)=O)NC(=O)[C@H](CC2=CNC3=CC=CC=C23)NC(=O)[C@H](CCCCCCCC)NC(=O)[C@H](CC(O)=O)NC1=O)C(=O)N[C@@H](CC(N)=O)C(=O)N[C@H](CCCNC(N)=N)C(N)=O)NC(=O)[C@@H](NC(=O)[C@H](CC1=CN=CN1)NC(=O)[C@@H](NC(=O)[C@@H](NC(=O)C(C)C)[C@@H](C)CC)C(C)C)[C@@H](C)O			
614	M; 2204.6	X5Hcy-X13Hcy	Thioether	Propane_Linker	---	SGF+; SIF++++	AA++++; FF+++
614	ac-E-I-H-Tle-N-Hcy-Oic-A-D-Ogl-W-D-W-Hcy-N-dR-am (SEQ ID NO:450)						
614	[H]C[C@@H]1NC(=O)[C@@H]2C[C@]3([H])CCCC[C@]3([H])N2C(=O)[C@H](CCSCCCSCC[C@H](NC(=O)[C@H](CC2=CNC3=CC=CC=C23)NC(=O)[C@H](CC(O)=O)NC(=O)[C@H](CC2=CNC3=CC=CC=C23)NC(=O)[C@H](CCCCCCCC)NC(=O)[C@H](CC(O)=O)NC1=O)C(=O)N[C@@H](CC(N)=O)C(=O)N[C@H](CCCNC(N)=N)C(N)=O)NC(=O)[C@H](CC1=CN=CN1)NC(=O)[C@@H](NC(=O)[C@H](CCC(O)=O)NC(=O)C[H])[C@@H](C)CC)C(C)C	Propane_Linker	---	SGF+; SIF++++	AA++++; FF++
615	ac-Tle-I-H-Tle-T-Hcy-Oic-A-D-Ogl-W-D-W-Hcy-N-dR-am (SEQ ID NO:451)						
615	[H]C[C@@H]1NC(=O)[C@@H]2C[C@]3([H])CCCC[C@]3([H])N2C(=O)[C@H](CCSCCCSCC[C@H](NC(=O)[C@H](CC2=CNC3=CC=CC=C23)NC(=O)[C@H](CC(O)=O)NC(=O)[C@H](CC2=CNC3=CC=CC=C23)NC(=O)[C@H](CCCCCCCC)NC(=O)[C@H](CC(O)=O)NC1=O)C(=O)N[C@@H](CC(N)=O)C(=O)N[C@H](CCCNC(N)=N)C(N)=O)NC(=O)[C@@H](NC(=O)[C@H](CC1=CN=CN1)NC(=O)[C@@H](NC(=O)[C@H](NC(=O)C[H])C(C)C)C(C)C)[C@@H](C)O			
616	M; 2188.64	X5Hcy-X13Hcy	Thioether	Propane_Linker	---	SGF++++; SIF++++	AA++++; FF+
616	ac-Tle-I-H-Tle-N-Hcy-Oic-A-D-Ogl-W-D-W-Hcy-N-dR-am (SEQ ID NO:452)						
616	[H]C[C@@H]1NC(=O)[C@@H]2C[C@]3([H])CCCC[C@]3([H])N2C(=O)[C@H](CCSCCCSCC[C@H](NC(=O)[C@H](CC2=CNC3=CC=CC=C23)NC(=O)[C@H](CC(O)=O)NC(=O)[C@H](CC2=CNC3=CC=CC=C23)NC(=O)[C@H](CCCCCCCC)NC(=O)[C@H](CC(O)=O)NC1=O)C(=O)N[C@@H](CC(N)=O)C(=O)N[C@H](CCCNC(N)=N)C(N)=O)NC(=O)[C@@H](NC(=O)[C@H](CC1=CN=CN1)NC(=O)[C@@H](NC(=O)[C@H](NC(=O)C[H])C(C)C)C(C)C)[C@@H](C)O			

FIGURE 1.177

C#	Monomer (M) or Dimer (D) & MW (Daltons)	Cyclization Positions	Cyclization Chemical Bond	Cyclization Linker	Dimerization: Linker, Position, Chemical Bond	Stability Assays (SGF; SIF)	IC50 HEK Blue IL-17assays (AA, AF, FF)
	(CC(N)=O)C(=O)N[C@H](CCCNC(N)=N)C(N)=O)NC(=O)[C@H](CC(N)=O)NC(=O)[C@H](CC1=CN=CN1)NC(=O)[C@@H](N C(=O)[C@@H](NC(=O)C[H])C(C)C)[C@@H](C)CC)C(C)C						
617	M; 2203.66	X5Hcy-X13Hcy	Thioether	Propane_Linker	---	SGF+; SIF++++	AA++++; FF+++
617	ac-Tle-I-H-Tle-E-Hcy-Oic-A-D-Ogl-W-D-W-Hcy-N-dR-am (SEQ ID NO:453)						
617	[H]C[C@@H]1NC(=O)[C@@H]2C[C@]3([H])CCCC[C@]3(I[H])N2C(=O)[C@H](CCSCCCSCC[C@H](NC(=O)[C@H](CC2=CNC3=CC=CC=C23)N C(=O)[C@H](CC(O)=O)NC(=O)[C@H](CC2=CNC3=CC=CC=C23)NC(=O)[C@H](CCCCCCCC)NC(=O)[C@H](CC(O)=O)NC1=O)C(=O)N[C@@H] (CC(N)=O)C(=O)N[C@H](CCCNC(N)=N)C(N)=O)NC(=O)[C@H](CCC(O)=O)NC(=O)[C@@H](NC(=O)[C@H](CC1=CN=CN1)NC(=O)[C@@H](C NC(=O)[C@@H](NC(=O)C[H])C(C)C)C[C@@H](C)CC)C(C)C						
618	M; 2244.75	X5Hcy-X13Hcy	Thioether	Propane_Linker	---	SGF+; SIF++++	AA++++; FF+++
618	ac-Tle-I-H-Ogl-N-Hcy-Oic-A-D-Ogl-W-D-W-Hcy-N-dR-am (SEQ ID NO:454)						
618	[H]C[C@@H]1NC(=O)[C@@H]2C[C@]3([H])CCCC[C@]3(I[H])N2C(=O)[C@H](CCSCCCSCC[C@H](NC(=O)[C@H](CC2=CNC3=CC=CC=C23)N C(=O)[C@H](CC(O)=O)NC(=O)[C@H](CC2=CNC3=CC=CC=C23)NC(=O)[C@H](CCCCCCCC)NC(=O)[C@H](CC(O)=O)NC1=O)C(=O)N[C@@H] (CC(N)=O)C(=O)N[C@H](CCCNC(N)=N)C(N)=O)NC(=O)[C@H](CC(N)=O)[C@H](CCCCCCCC)NC(=O)[C@H](CC1=CN=CN1)NC(=O) [C@@H](NC(=O)[C@@H](NC(=O)C[H])C(C)(C)C)[C@@H](C)CC						
619	M; 2208.74	X5Hcy-X13Hcy	Thioether	Propane_Linker	---	---	AA++++
619	ac-Tle-I-Lys_Me3-V-N-Hcy-Oic-A-D-Ogl-W-D-W-Hcy-N-dR-am (SEQ ID NO:455)						
619	[H]C[C@@H]1NC(=O)[C@@H]2C[C@]3([H])CCCC[C@]3(I[H])N2C(=O)[C@H](CCSCCCSCC[C@H](NC(=O)[C@H](CC2=CNC3=CC=CC=C23)N C(=O)[C@H](CC(O)=O)NC(=O)[C@H](CC2=CNC3=CC=CC=C23)NC(=O)[C@H](CCCCCCCC)NC(=O)[C@H](CC(O)=O)NC1=O)C(=O)N[C@@H] (CC(N)=O)C(=O)N[C@H](CCCNC(N)=N)C(N)=O)NC(=O)[C@H](CC(N)=O)[C@@H](NC(=O)[C@H](CCCC[N+](C)(C)C)NC(=O)[C@ @H](NC(=O)[C@@H](NC(=O)C[H])C(C)(C)C)[C@@H](C)CC)C(C)C						
620	M; 2188.64	X5Hcy-X13Hcy	Thioether	Pentane_Linker	---	SGF+++; SIF++++	AA++++; FF+++
620	ac-Tle-I-H-Tle-N-C-Oic-A-D-Ogl-W-D-W-C-N-dR-am (SEQ ID NO:456)						
620	[H]C[C@@H]1NC(=O)[C@@H]2C[C@]3([H])CCCC[C@]3(I[H])N2C(=O)[C@H](CSCCCCCSC[C@H](NC(=O)[C@H](CC2=CNC3=CC=CC=C23)N C(=O)[C@H](CC(O)=O)NC(=O)[C@H](CC2=CNC3=CC=CC=C23)NC(=O)[C@H](CCCCCCCC)NC(=O)[C@H](CC(O)=O)NC1=O)C(=O)N[C@@H] (CC(N)=O)C(=O)N[C@H](CCCNC(N)=N)C(N)=O)NC(=O)[C@H](CC(N)=O)[C@@H](NC(=O)[C@H](CC1=CN=CN1)NC(=O)[C@@H](N C(=O)[C@@H](NC(=O)C[H])C(C)C)C[C@@H](C)CC)C(C)C						
621	M; 2237.78	X5Cys-X13Cys	Thioether	Pentane_Linker	---	SGF++++; SIF++	AA++++; FF++
621	ac-Tle-I-Lys_Me3-Tle-E-C-Oic-A-D-Ogl-W-D-W-C-N-dR-am (SEQ ID NO:457)						

FIGURE 1.178

C#	Monomer (M) or Dimer (D) & MW (Daltons)	Cyclization Positions	Cyclization Chemical Bond	Cyclization Linker	Dimerization: Linker, Position, Chemical Bond	Stability Assays (SGF; SIF)	IC50 HEK Blue IL-17assays (AA, AF, FF)
621	[H]C[C@@H]1NC(=O)[C@@H]2C[C@]3([H])CCCC[C@]3([H])N2C(=O)[C@H](CSCCCCCSC[C@H](NC(=O)[C@H](CC2=CNC3=CC=CC=C23)NC(=O)[C@H](CC(O)=O)NC=O)C(=O)N[C@@H](CC(N)=O)C(=O)N[C@H](CCCNC(N)=N)C(N)=O)NC(=O)[C@H](CCC(O)=O)NC(=O)[C@@H](NC(=O)[C@@H](C)CC)C(C)(C)C	Thioether	Propane_Linker	---	AA++++; FF+
622	ac-E-I-Lys_Me3-V-E-Hcy-Oic-A-D-Ogl-W-D-W-Hcy-K-dR-am (SEQ ID NO:458)						
622	[H]C[C@@H]1NC(=O)[C@@H]2C[C@]3([H])CCCC[C@]3([H])N2C(=O)[C@H](CCSCCCSCC[C@H](NC(=O)[C@H](CC2=CNC3=CC=CC=C23)NC(=O)[C@H](CC(O)=O)NC=O)C(=O)N[C@@H](CCCCCCN[H])C(=O)N[C@H](CCCNC(N)=N)C(N)=O)NC(=O)[C@H](CCC(O)=O)NC(=O)[C@H](CCCCCCCC)NC(=O)[C@H](CC(O)=O)NC1=O)C(=O)N[C@@H](CCCCCN[H])C(=O)N[C@H](CCCNC(N)=N)C(N)=O)NC(=O)[C@H](CCC(O)=O)NC(=O)[C@@H](NC(=O)[C@H])C(=O)C[H])C(C)CC)C[C@@H](C)CC)C(C)C				
623	M; 2101.56	X5HHc-X13Hhc	Disulfide	---	---	---	AA++++
623	ac-I-Phe_3Ad-V-T-Hhc-Oic-A-D-Ogl-W-D-W-Hhc-K-dR-am (SEQ ID NO:459)						
623	[H]C[C@@H]1NC(=O)[C@@H]2C[C@]3([H])CCCC[C@]3([H])N2C(=O)[C@H](CCCSSCCC[C@H](NC(=O)[C@H](CC2=CNC3=CC=CC=C23)NC(=O)[C@H](CC(O)=O)NC=O)C(=O)N[C@@H](CCCCCN[H])C(=O)N[C@H](CCCNC(N)=N)C(N)=O)NC(=O)[C@@H](NC(=O)[C@H](CC1=CC(=CC=C1)C(N)=O)NC(=O)[C@@H](NC(=O)C[H])[C@@H](C)CC)C(C)C)[C@@H](C)O				
624	M; 2142.579	X5O3S-X13O3S	Carbon-carbon double	---	---	---	
624	ac-Tle-I-Q-V-E-O3S-Oic-A-D-Ogl-W-D-W-O3S-K-dR-am (SEQ ID NO:460)						
	[H]C[C@@H]1NC(=O)[C@@H]2C[C@]3([H])CCCC[C@]3([H])N2C(=O)[C@H](CCC\C=C/CCC[C@H](NC(=O)[C@H](CC2=CNC3=CC=CC=C23)NC(=O)[C@H](CC(O)=O)NC(=O)[C@H](CC2=CNC3=CC=CC=C23)NC(=O)[C@H](CCCCCCCC)NC(=O)[C@H](CC(O)=O)NC1=O)C(=O)N[C@@H](CCCCCN[H])C(=O)N[C@H](CCCNC(N)=N)C(N)=O)NC(=O)[C@H](CCC(O)=O)NC(=O)[C@@H](NC(=O)[C@H](CC(O)=O)NC=O)C(=O)C				
625	M; 3099.8	X5Hcy-X13Hcy	Thioether	Propane_Linker	---	---	AA++++; FF++
625	ac-Tle-I-H-Tle-T-Hcy-Oic-A-D-Ogl-W-D-W-Hcy-N-dR-PEG4-Tle-I-H-V-T-I-am (SEQ ID NO:461)						
625	[H]C[C@@H]1NC(=O)[C@@H]2C[C@]3([H])CCCC[C@]3([H])N2C(=O)[C@H](CCSCCCSCC[C@H](NC(=O)[C@H](CC2=CNC3=CC=CC=C23)NC(=O)[C@H](CC(O)=O)NC=O)C(=O)N[C@@H](CC(N)=O)C(=O)N[C@H](CCCNC(N)=N)C(=O)NCCOCCOCCOCCC(=O)N[C@H](C(=O)N[C@@H]([C@@H](C)CC)C(N)=O)C(C)C)NC(=O)[C@@H](CC1=CN=CN1)C(=O)N[C@@H]([C@@H](C)O)C(=O)N[C@@H]([C@@H](C)CC)C(N)=O)C(C)C)NC(=O)[C@@H](NC(=O)[C@H](CC1=CN=CN1)NC(=O)[C@@H](NC(=O)C[H])C(C)(C)C)[C@@H](C)CC)C(C)C)[C@@H](C)O	Thioether	Propane_Linker	---	---	AA++++; FF+++
626	M; 3156.85	X5Hcy-X13Hcy	Thioether	Propane_Linker	---	---	AA++++; FF+++

FIGURE 1.179

C#	Monomer (M) or Dimer (D) & MW (Daltons)	Cyclization Positions	Cyclization Chemical Bond	Cyclization Linker	Dimerization: Linker, Position, Chemical Bond	Stability Assays (SGF; SIF)	IC50 HEK Blue IL-17assays (AA, AF, FF)
626	ac-Tle-I-H-Tle-T-Hcy-Oic-A-D-Ogl-W-D-W-Hcy-N-dR-PEG4-G-Tle-I-H-V-T-I-am (SEQ ID NO:462)						
626	[H]C[C@@H]1NC(=O)[C@@H]2C[C@]3([H])CCCC[C@]3([H])N2C(=O)[C@H](CCSCCCSCC[C@H](NC(=O)[C@H](CC2=CNC3=CC=CC=C23)NC(=O)[C@H](CC(O)=O)NC(=O)[C@H](CC2=CNC3=CC=CC=C23)NC(=O)[C@H](CCCCCCCC)NC(=O)[C@H](CC(O)=O)NC1=O)C(=O)N[C@@H](CC(N)=O)C(=O)N[C@H](CCCNC(N)=N)C(=O)NCCOCCOCCOCCOCCC(=O)NCC(=O)N[C@H](C(=O)N[C@@H]([C@@H](C)CC)C(=O)N[C@@H](CC1=CN=CN1)C(=O)N[C@@H](C(C)C)C(=O)N[C@@H]([C@@H](C)O)C(=O)N[C@@H]([C@@H](C)CC)C(N)=O)C(C)(C)C)NC(=O)[C@@H](NC(=O)[C@@H](NC(=O)[C@H](CC1=CN=CN1)NC(=O)[C@@H](NC(=O)[C@@H](NC(=O)C[H])C(C)(C)C)[C@@H](C)CC)C(C)(C)C)[C@@H](C)O						
627	M; 3244.95	X5Hcy-X13Hcy	Thioether	Propane_Linker	---	---	AA++++; FF+++
627	ac-Tle-I-H-Tle-T-Hcy-Oic-A-D-Ogl-W-D-W-Hcy-N-dR-PEG6-G-Tle-I-H-V-T-I-am (SEQ ID NO:463)						
627	[H]C[C@@H]1NC(=O)[C@@H]2C[C@]3([H])CCCC[C@]3([H])N2C(=O)[C@H](CCSCCCSCC[C@H](NC(=O)[C@H](CC2=CNC3=CC=CC=C23)NC(=O)[C@H](CC(O)=O)NC(=O)[C@H](CC2=CNC3=CC=CC=C23)NC(=O)[C@H](CCCCCCCC)NC(=O)[C@H](CC(O)=O)NC1=O)C(=O)N[C@@H](CC(N)=O)C(=O)N[C@H](CCCNC(N)=N)C(=O)NCCOCCOCCOCCOCCOCCOCCC(=O)NCC(=O)N[C@H](C(=O)N[C@@H]([C@@H](C)CC)C(=O)N[C@@H](CC1=CN=CN1)C(=O)N[C@@H](C(C)C)C(=O)N[C@@H]([C@@H](C)O)C(=O)N[C@@H]([C@@H](C)CC)C(N)=O)C(C)(C)C)NC(=O)[C@@H](NC(=O)[C@@H](NC(=O)[C@H](CC1=CN=CN1)NC(=O)[C@@H](NC(=O)[C@@H](NC(=O)C[H])C(C)(C)C)[C@@H](C)CC)C(C)(C)C)[C@@H](C)O						
628	M; 2231.75	X5Hcy-X13Hcy	Thioether	Propane_Linker	---	SGF+; SIF++++	AA++++; FF+
628	ac-Tle-I-H-Tle-T-Hcy-Oic-A-D-Ogl-W-D-W-Hcy-Lys_Ac-dR-am (SEQ ID NO:464)						
628	[H]C[C@@H]1NC(=O)[C@@H]2C[C@]3([H])CCCC[C@]3([H])N2C(=O)[C@H](CCSCCCSCC[C@H](NC(=O)[C@H](CC2=CNC3=CC=CC=C23)NC(=O)[C@H](CC(O)=O)NC(=O)[C@H](CC2=CNC3=CC=CC=C23)NC(=O)[C@H](CCCCCCCC)NC(=O)[C@H](CC(O)=O)NC1=O)C(=O)N[C@@H](CCCCNC(=O)C[H])C(=O)N[C@H](CCCNC(N)=N)C(N)=O)NC(=O)[C@@H](NC(=O)[C@@H](NC(=O)[C@H](CC1=CN=CN1)NC(=O)[C@@H](NC(=O)[C@@H](NC(=O)C[H])C(C)(C)C)[C@@H](C)CC)C(C)(C)C)[C@@H](C)O						
629	M; 2189.67	X5Hcy-X13Hcy	Thioether	Propane_Linker	---	SGF+; SIF++++	AA++++; FF++
629	ac-Tle-I-H-Tle-T-Hcy-Oic-A-D-Ogl-W-D-W-Hcy-Q-dR-am (SEQ ID NO:465)						
629	[H]C[C@@H]1NC(=O)[C@@H]2C[C@]3([H])CCCC[C@]3([H])N2C(=O)[C@H](CCSCCCSCC[C@H](NC(=O)[C@H](CC2=CNC3=CC=CC=C23)NC(=O)[C@H](CC(O)=O)NC(=O)[C@H](CC2=CNC3=CC=CC=C23)NC(=O)[C@H](CCCCCCCC)NC(=O)[C@H](CC(O)=O)NC1=O)C(=O)N[C@@H](CCC(N)=O)C(=O)N[C@H](CCCNC(N)=N)C(N)=O)NC(=O)[C@@H](NC(=O)[C@@H](NC(=O)[C@H](CC1=CN=CN1)NC(=O)[C@@H](NC(=O)[C@@H](NC(=O)C[H])C(C)(C)C)[C@@H](C)CC)C(C)(C)C)[C@@H](C)O						
630	M; 2190.66	X5Hcy-X13Hcy	Thioether	Propane_Linker	---	---	AA++++; FF+
630	ac-Tle-I-H-Tle-T-Hcy-Oic-A-D-Ogl-W-D-W-Hcy-E-dR-am (SEQ ID NO:466)						

FIGURE 1.180

C#	Monomer (M) or Dimer (D) & MW (Daltons)	Cyclization Positions	Cyclization Chemical Bond	Cyclization Linker	Dimerization: Linker, Position, Chemical Bond	Stability Assays (SGF; SIF)	IC50 HEK Blue IL-17assays (AA, AF, FF)
630	[H]C[C@@H]1NC(=O)[C@@H]2C[C@]3([H])CCCC[C@]3([H])N2C(=O)[C@H](CCSCCCSCC[C@H](NC(=O)[C@H](CC2=CNC3=CC=CC=C23)NC(=O)[C@H](CC(O)=O)NC1=O)C(=O)N[C@@H](CCC(O)=O)C(=O)N[C@H](CCCNC(N)=N)C(N)=O)NC(=O)[C@@H](NC(=O)[C@@H](CC1=CN=CN1)NC(=O)[C@@H](NC(=O)[C@@H](NC(=O)C[H])C(C)(C)CC)C(C)(C)C)[C@@H](C)O	Thioether	Propane_Linker	---	---	AA++++; FF++
631	2189.67						
631	ac-Tle-I-H-Tle-T-Hcy-Oic-A-D-Ogl-W-D-aMe_Trp-Hcy-N-dR-am (SEQ ID NO:467)						
631	[H]C[C@@H]1NC(=O)[C@@H]2C[C@]3([H])CCCC[C@]3([H])N2C(=O)[C@H](CCSCCCSCC[C@H](NC(=O)[C@]1(C)(CC2=CNC3=C2C=CC=C3)NC(=O)[C@H](CC(O)=O)NC(=O)[C@H](CC2=CNC3=CC=CC=C23)NC(=O)[C@H](CCCCCCCC)NC(=O)[C@H](CC(O)=O)NC1=O)C(=O)N[C@@H](CC(N)=O)C(=O)N[C@H](CCCNC(N)=N)C(N)=O)NC(=O)[C@@H](NC(=O)[C@@H](CCNC(N)=N)C(N)=O)NC(=O)[C@@H](C)C(=O)[C@@H](C)CC)C(C)C)C[C@@H](C)O	Thioether	Propane_Linker	---	---	AA++++; FF++
632	M; 2210.09						
632	ac-Tle-I-H-Tle-T-Hcy-Oic-A-D-Ogl-W-D-Trp_5Cl-Hcy-N-dR-am (SEQ ID NO:468)						
632	[H]C[C@@H]1NC(=O)[C@@H]2C[C@]3([H])CCCC[C@]3([H])N2C(=O)[C@H](CCSCCCSCC[C@H](NC(=O)[C@H](CC2=CNC3=C2C=C(Cl)C=C3)NC(=O)[C@H](CC(O)=O)NC(=O)[C@H](CC2=CNC3=CC=CC=C23)NC(=O)[C@H](CCCCCCCC)NC(=O)[C@H](CC(O)=O)NC1=O)C(=O)N[C@@H](CC(N)=O)C(=O)N[C@H](CCCNC(N)=N)C(N)=O)NC(=O)[C@@H](NC(=O)[C@@H](CC1=CN=CN1)NC(=O)[C@@H](NC(=O)[C@@H](NC(=O)C[H])C(C)(C)CC)C(C)(C)C)[C@@H](C)O	Thioether	Propane_Linker	---	---	AA++++; FF++
633	M; 2186.67	X5Hcy-X13Hcy	Thioether	Propane_Linker	---	SGF+; SIF++++	AA++++; FF+
633	ac-Tle-I-H-Tle-T-Hcy-Oic-A-D-Ogl-1Nal-D-W-Hcy-N-dR-am (SEQ ID NO:469)						
633	[H]C[C@@H]1NC(=O)[C@@H]2C[C@]3([H])CCCC[C@]3([H])N2C(=O)[C@H](CCSCCCSCC[C@H](NC(=O)[C@H](CC2=CNC3=CC=CC=C23)NC(=O)[C@H](CC(O)=O)NC(=O)[C@H](CC2=CC=CC3=CC=CC=C23)NC(=O)[C@H](CCCCCCCC)NC(=O)[C@H](CC(O)=O)NC1=O)C(=O)N[C@@H](CC(N)=O)C(=O)N[C@H](CCCNC(N)=N)C(N)=O)NC(=O)[C@@H](NC(=O)[C@@H](CC1=CN=CN1)NC(=O)[C@@H](NC(=O)[C@@H](NC(=O)C[H])C(C)(C)CC)C(C)(C)C)[C@@H](C)O	Thioether	Propane_Linker	---	---	AA++++; FF++
634	M; 2210.09						
634	ac-Tle-I-H-Tle-T-Hcy-Oic-A-D-Ogl-Trp_4Cl-D-W-Hcy-N-dR-am (SEQ ID NO:470)						
634	[H]C[C@@H]1NC(=O)[C@@H]2C[C@]3([H])CCCC[C@]3([H])N2C(=O)[C@H](CCSCCCSCC[C@H](NC(=O)[C@H](CC2=CNC3=CC=C(Cl)C=C3)NC(=O)[C@H](CC2=CNC3=C2C=CC=C3)NC(=O)[C@H](CCCCCCCC)NC(=O)[C@H](CC(O)=O)NC1=O)C(=O)N[C@@H](CC(N)=O)C(=O)N[C@H](CCCNC(N)=N)C(N)=O)NC(=O)[C@@H](NC(=O)[C@@H](CC1=CN=CN1)NC(=O)[C@@H](NC(=O)[C@@H](NC(=O)C[H])C(C)(C)CC)C(C)(C)C)[C@@H](C)O	Thioether	Propane_Linker	---	---	AA++++; FF+
635	M; 2210.09	X5Hcy-X13Hcy	Thioether	Propane_Linker	---	---	AA++++; FF+

FIGURE 1.181

C#	Monomer (M) or Dimer (D) & MW (Daltons)	Cyclization Positions	Cyclization Chemical Bond	Cyclization Linker	Dimerization: Linker, Position, Chemical Bond	Stability Assays (SGF; SIF)	IC50 HEK Blue IL-17assays (AA, AF, FF)
	PN36932						
635	ac-Tle-I-H-Tle-T-Hcy-Oic-A-D-Ogl-Trp_5Cl-D-W-Hcy-N-dR-am (SEQ ID NO:471)						
635	[H]C[C@@H]1NC(=O)[C@@H]2C[C@]3([H])CCCC[C@]3([H])N2C(=O)[C@H](CCSCCCSCC[C@H](NC(=O)[C@H](CC2=CNC3=CC=CC=C23)NC(=O)[C@H](CC(O)=O)NC(=O)[C@H](CC2=CNC3=C2C=C(Cl)C=C3)NC(=O)[C@H](CCCCCCCC)NC(=O)[C@H](CC(O)=O)NC1=O)C(=O)N[C@@H](CC(N)=O)C(=O)N[C@H](CCCNC(N)=N)C(N)=O)NC(=O)[C@@H](NC(=O)[C@H](CC1=CN=CN1)NC(=O)[C@@H](NC(=O)[C@@H](NC(=O)C[H])C(C)(C)C)[C@@H](C)C(C)(C)C)[C@@H](C)O				
636	M; 2210.09	X5Hcy-X13Hcy	Thioether	Propane_Linker	---	---	AA++++
636	ac-Tle-I-H-Tle-T-Hcy-Oic-A-D-Ogl-Trp_6Cl-D-W-Hcy-N-dR-am (SEQ ID NO:472)						
636	[H]C[C@@H]1NC(=O)[C@@H]2C[C@]3([H])CCCC[C@]3([H])N2C(=O)[C@H](CCSCCCSCC[C@H](NC(=O)[C@H](CC2=CNC3=CC=CC=C23)NC(=O)[C@H](CC(O)=O)NC(=O)[C@H](CC2=CNC3=CC(Cl)=CC=C23)NC(=O)[C@H](CCCCCCCC)NC(=O)[C@H](CC(O)=O)NC1=O)C(=O)N[C@@H](CC(N)=O)C(=O)N[C@H](CCCNC(N)=N)C(N)=O)NC(=O)[C@@H](NC(=O)[C@H](CC1=CN=CN1)NC(=O)[C@@H](NC(=O)[C@@H](NC(=O)C[H])C(C)(C)C)[C@@H](C)C(C)(C)C)[C@@H](C)O				
637	M; 2210.09	X5Hcy-X13Hcy	Thioether	Propane_Linker	---	---	AA++++
637	ac-Tle-I-H-Tle-T-Hcy-Oic-A-D-Ogl-Trp_7Cl-D-W-Hcy-N-dR-am (SEQ ID NO:473)						
637	[H]C[C@@H]1NC(=O)[C@@H]2C[C@]3([H])CCCC[C@]3([H])N2C(=O)[C@H](CCSCCCSCC[C@H](NC(=O)[C@H](CC2=CNC3=CC=CC=C23)NC(=O)[C@H](CC(O)=O)NC(=O)[C@H](CC2=CNC3=C2C=CC=C3Cl)NC(=O)[C@H](CCCCCCCC)NC(=O)[C@H](CC(O)=O)NC1=O)C(=O)N[C@@H](CC(N)=O)C(=O)N[C@H](CCCNC(N)=N)C(N)=O)NC(=O)[C@@H](NC(=O)[C@H](CC1=CN=CN1)NC(=O)[C@H](NC(=O)[C@@H](NC(=O)C[H])C(C)(C)C)[C@@H](C)C(C)(C)C)[C@@H](C)O				
638	M; 2189.67	X5Hcy-X13Hcy	Thioether	Propane_Linker	---	SGF+++; SIF++++	AA++++; FF+
638	ac-Tle-I-H-Tle-T-Hcy-Oic-A-D-Ogl-Trp_4Me-D-W-Hcy-N-dR-am (SEQ ID NO:474)						
638	[H]C[C@@H]1NC(=O)[C@@H]2C[C@]3([H])CCCC[C@]3([H])N2C(=O)[C@H](CCSCCCSCC[C@H](NC(=O)[C@H](CC2=CNC3=CC=CC=C23)NC(=O)[C@H](CC(O)=O)NC(=O)[C@H](CC2=CNC3=C2C(C)=CC=C3)NC(=O)[C@H](CCCCCCCC)NC(=O)[C@H](CC(O)=O)NC1=O)C(=O)N[C@@H](CC(N)=O)C(=O)N[C@H](CCCNC(N)=N)C(N)=O)NC(=O)[C@@H](NC(=O)[C@H](CC1=CN=CN1)NC(=O)[C@H](NC(=O)[C@@H](NC(=O)C[H])C(C)(C)C)[C@@H](C)C(C)(C)C)[C@@H](C)O				
639	M; 2189.67	X5Hcy-X13Hcy	Thioether	Propane_Linker	---	---	AA++++
639	ac-Tle-I-H-Tle-T-Hcy-Oic-A-D-Ogl-Trp_5Me-D-W-Hcy-N-dR-am(SEQ ID NO:475)						
639	[H]C[C@@H]1NC(=O)[C@@H]2C[C@]3([H])CCCC[C@]3([H])N2C(=O)[C@H](CCSCCCSCC[C@H](NC(=O)[C@H](CC2=CNC3=CC=CC=C23)NC(=O)[C@H](CC(O)=O)NC(=O)[C@H](CC2=CNC3=CC=C(C)C=C23)NC(=O)[C@H](CCCCCCCC)NC(=O)[C@H](CC(O)=O)NC1=O)C(=O)N[C@@H](CC(N)=O)C(=O)N[C@H](CCCNC(N)=N)C(N)=O)NC(=O)[C@@H](NC(=O)[C@H](CC1=CN=CN1)NC(=O)[C@H](NC(=O)[C@@H](NC(=O)C[H])C(C)(C)C)[C@@H](C)C(C)(C)C)[C@@H](C)O				

FIGURE 1.182

C#	Monomer (M) or Dimer (D) & MW (Daltons)	Cyclization Positions	Cyclization Chemical Bond	Cyclization Linker	Dimerization: Linker, Position, Chemical Bond	Stability Assays (SGF; SIF)	IC50 HEK Blue IL-17assays (AA, AF, FF)
640	M; 2189.67	X5Hcy-X13Hcy	Thioether	Propane_Linker	---	---	AA++++; FF+
640	ac-Tle-I-H-Tle-T-Hcy-Oic-A-D-Ogl-Trp_6Me-D-W-Hcy-N-dR-am (SEQ ID NO:476)						
640	[H]C[C@@H]1NC(=O)[C@@H]2C[C@]3([H])CCCC[C@]3([H])N2C(=O)[C@H](CCSCCCSCC[C@H](NC(=O)[C@H](CC2=CNC3=CC=CC=C23)NC(=O)[C@H](CC(O)=O)NC(=O)[C@H](CC2=CNC3=CC(C)=CC=C23)NC(=O)[C@H](CCCCCCCC)NC(=O)[C@H](CC(O)=O)NC1=O)C(=O)N[C@@H](CC(N)=O)C(=O)N[C@H](CCCNC(N)=N)C(N)=O)NC(=O)[C@@H](NC(=O)[C@H](CC1=CN=CN1)NC(=O)[C@@H](NC(=O)C[H])C(C)C)[C@@H](C)CC)C(C)C)[C@@H](C)O						
641	M; 2189.67	X5Hcy-X13Hcy	Thioether	Propane_Linker	---	SGF+; SIF++++	AA++++; FF+
641	ac-Tle-I-H-Tle-T-Hcy-Oic-A-D-Ogl-Trp_7Me-D-W-Hcy-N-dR-am (SEQ ID NO:477)						
641	[H]C[C@@H]1NC(=O)[C@@H]2C[C@]3([H])CCCC[C@]3([H])N2C(=O)[C@H](CCSCCCSCC[C@H](NC(=O)[C@H](CC2=CNC3=CC=CC=C23)NC(=O)[C@H](CC(O)=O)NC(=O)[C@H](CC2=CNC3=C2C=CC=C3C)NC(=O)[C@H](CCCCCCCC)NC(=O)[C@H](CC(O)=O)NC1=O)C(=O)N[C@@H](CC(N)=O)C(=O)N[C@H](CCCNC(N)=N)C(N)=O)NC(=O)[C@@H](NC(=O)[C@H](CC1=CN=CN1)NC(=O)[C@@H](NC(=O)[C@@H](NC(=O)C[H])C(C)C)[C@@H](C)CC)C(C)C)[C@@H](C)O						
642	M; 2186.67	X5Hcy-X13Hcy	Thioether	Propane_Linker	---	SGF+; SIF++++	AA++++; FF+
642	ac-Tle-I-H-Tle-T-Hcy-Oic-A-D-Ogl-2Nal-D-W-Hcy-N-dR-am (SEQ ID NO:478)						
642	[H]C[C@@H]1NC(=O)[C@@H]2C[C@]3([H])CCCC[C@]3([H])N2C(=O)[C@H](CCSCCCSCC[C@H](NC(=O)[C@H](CC2=CNC3=CC=CC=C23)NC(=O)[C@H](CC(O)=O)NC(=O)[C@H](CC2=CC3=CC=CC=C3C=C2)NC(=O)[C@H](CCCCCCCC)NC(=O)[C@H](CC(O)=O)NC1=O)C(=O)N[C@@H](CC(N)=O)C(=O)N[C@H](CCCNC(N)=N)C(N)=O)NC(=O)[C@@H](NC(=O)[C@H](CC1=CN=CN1)NC(=O)[C@H](NC(=O)C[H])C(C)C)[C@@H](C)CC)C(C)C)[C@@H](C)O						
643	M; 2180.62	X5Hcy-X13Hcy	Thioether	Propane_Linker	---	---	AA++++; FF+
643	ac-Tle-I-H-Tle-T-Hcy-Oic-A-D-Ogl-Phe_4COOH-D-W-Hcy-N-dR-am(SEQ ID NO:479)						
643	[H]C[C@@H]1NC(=O)[C@@H]2C[C@]3([H])CCCC[C@]3([H])N2C(=O)[C@H](CCSCCCSCC[C@H](NC(=O)[C@H](CC2=CNC3=CC=CC=C23)NC(=O)[C@H](CC(O)=O)NC(=O)[C@H](CC2=CC=C(C=C2)C(O)=O)NC(=O)[C@H](CCCCCCCC)NC(=O)[C@H](CC(O)=O)NC1=O)C(=O)N[C@@H](CC(N)=O)C(=O)N[C@H](CCCNC(N)=N)C(N)=O)NC(=O)[C@@H](NC(=O)[C@H](CC1=CN=CN1)NC(=O)[C@H](NC(=O)C[H])C(C)C)[C@@H](C)CC)C(C)C)[C@@H](C)O						
644	M; 2179.63	X5Hcy-X13Hcy	Thioether	Propane_Linker	---	---	AA++++; FF+
644	ac-Tle-I-H-Tle-T-Hcy-Oic-A-D-Ogl-Phe_4ad-D-W-Hcy-N-dR-am (SEQ ID NO:480)						
644	[H]C[C@@H]1NC(=O)[C@@H]2C[C@]3([H])CCCC[C@]3([H])N2C(=O)[C@H](CCSCCCSCC[C@H](NC(=O)[C@H](CC2=CNC3=CC=CC=C23)NC(=O)[C@H](CC(O)=O)NC(=O)[C@H](CC2=CC=C(C=C2)C(N)=O)NC(=O)[C@H](CCCCCCCC)NC(=O)[C@H](CC(O)=O)NC1=O)C(=O)N[C@@H](CC(N)=O)C(=O)N[C@H](CCCNC(N)=N)C(N)=O)NC(=O)[C@@H](NC(=O)[C@H](CC1=CN=CN1)NC(=O)[C@H](NC(=O)C[H])C(C)C)[C@@H](C)CC)C(C)C)[C@@H](C)O						

FIGURE 1.183

C#	Monomer (M) or Dimer (D) & MW (Daltons)	Cyclization Positions	Cyclization Chemical Bond	Cyclization Linker	Dimerization: Linker, Position, Chemical Bond	Stability Assays (SGF; SIF)	IC50 HEK Blue IL-17assays (AA, AF, FF)
	H]CC(N)=O)C(=O)N[C@H](CCCNC(N)=N)C(N)=O)NC(=O)[C@@H]NC(=O)[C@H](CC1=CN=CN1)NC(=O)[C@H](NC(=O)[C@@H](NC(=O)C[H])C(C)(C)C)[C@@H](C)C)C(C)C)[C@@H](C)O					
645	M; 2150.64	X5Hcy-X13Hcy	Thioether	Propane_Linker	---	SGF+; SIF++++	AA++++
645	ac-Tle-I-H-Tle-T-Hcy-Oic-A-D-Ogl-aMe_Phe-D-W-Hcy-N-dR-am (SEQ ID NO:481)						
645	[H]C[C@@H]1NC(=O)[C@@H]2C[C@]3([H])CCCC[C@]3([H])N2C(=O)[C@H](CCSCCCSCC[C@H](NC(=O)[C@H](CC2=CNC3=CC=CC=C23)NC(=O)[C@H](CC(O)=O)NC(=O)[C@]([C)(CC2=CC=CC=C2)NC(=O)[C@H](CCCCCCCC)NC(=O)[C@H](CC(O)=O)NC1=O)C(=O)N[C@@H](CC(N)=O)C(=O)N[C@H](CCCNC(N)=N)C(N)=O)NC(=O)[C@@H](NC(=O)[C@@H](NC(=O)[C@H](CC1=CN=CN1)NC(=O)[C@@H](NC(=O)C[H])C(C)(C)C)[C@@H](C)C)C(C)C)[C@@H](C)O					
646	M; 2150.64	X5Hcy-X13Hcy	Thioether	Propane_Linker	---	---	AA++++
646	ac-Tle-I-H-Tle-T-Hcy-Oic-A-D-Ogl-Hph-D-W-Hcy-N-dR-am (SEQ ID NO:482)						
646	[H]C[C@@H]1NC(=O)[C@@H]2C[C@]3([H])CCCC[C@]3([H])N2C(=O)[C@H](CCSCCCSCC[C@H](NC(=O)[C@H](CC2=CNC3=CC=CC=C23)NC(=O)[C@H](CC(O)=O)NC(=O)[C@H](CCC2=CC=CC=C2)NC(=O)[C@H](CCCCCCCC)NC(=O)[C@H](CC(O)=O)NC1=O)C(=O)N[C@@H](CC(N)=O)C(=O)N[C@H](CCCNC(N)=N)C(N)=O)NC(=O)[C@@H](NC(=O)[C@@H](NC(=O)[C@H](CC1=CN=CN1)NC(=O)[C@@H](NC(=O)C[H])C(C)(C)C)[C@@H](C)C)C(C)C)[C@@H](C)O					
647	M; 2281.73	X5Hcy-X13Hcy	Thioether	Propane_Linker	---	SGF+; SIF++++	AA++++; FF+++
647	ac-Glu_OMe-I-H-Tle-T-Hcy-Oic-A-D-Ogl-Trp_7Phe-D-W-Hcy-N-dR-am (SEQ ID NO:483)						
647	[H]C[C@@H]1NC(=O)[C@@H]2C[C@]3([H])CCCC[C@]3([H])N2C(=O)[C@H](CCSCCCSCC[C@H](NC(=O)[C@H](CC2=CNC3=CC=CC=C23)NC(=O)[C@H](CC(O)=O)NC(=O)[C@H](CC2=CNC3=C2C=CC=C3C2=CC=CC=C2)NC(=O)[C@H](CCCCCCCC)NC(=O)[C@H](CC(O)=O)NC1=O)C(=O)N[C@@H](CC(N)=O)C(=O)N[C@H](CCCNC(N)=N)C(N)=O)NC(=O)[C@@H](NC(=O)[C@H](CC1=CN=CN1)NC(=O)[C@@H](NC(=O)C[H])C(C)(C)C)[C@@H](C)O					
648	M; 2280.7	X5Hcy-X13Hcy	Thioether	Propane_Linker	---	---	AA++++; FF++
648	ac-E-I-H-Tle-N-Hcy-Oic-A-D-Ogl-Trp_7Phe-D-W-Hcy-N-dR-am (SEQ ID NO:484)						
648	[H]C[C@@H]1NC(=O)[C@@H]2C[C@]3([H])CCCC[C@]3([H])N2C(=O)[C@H](CCSCCCSCC[C@H](NC(=O)[C@H](CC2=CNC3=CC=CC=C23)NC(=O)[C@H](CC(O)=O)NC(=O)[C@H](CC2=CNC3=C2C=CC=C3C2=CC=CC=C2)NC(=O)[C@H](CCCCCCCC)NC(=O)[C@H](CC(O)=O)NC1=O)C(=O)N[C@@H](CC(N)=O)C(=O)N[C@H](CCCNC(N)=N)C(N)=O)NC(=O)[C@H](CC1=CN=CN1)NC(=O)[C@H](NC(=O)[C@@H](NC(=O)C[H])C(C)(C)C					
649	M; 2128.552	X503S-X1303S_Me	Carbon-carbon double	---	---	---	AA++++; FF+
649	ac-Sar-I-Q-Tle-E-O3S-Oic-A-D-Ogl-W-D-W-O3S_Me-K-dR-am (SEQ ID NO:485)						
649	[H]CC(=O)N(C)CC(=O)N[C@@]([H])([C@@H](C)CC)C(=O)N[C@@H](CCC(=O)N[H])C(=O)N[C@@H](C(=O)N[C@@H](CCC(O)=O)C(=O)N[C@H]1CCC\C=C/CCC[C@]1(C)(NC(=O)[C@H](CC2=CN([H])C3=C2C=CC=C3)NC(=O)[C@H](CC(O)=O)NC(=O)[C@H](CC2=CN([H])C3=C2C						

FIGURE 1.184

C#	Monomer (M) or Dimer (D) & MW (Daltons)	Cyclization Positions	Cyclization Chemical Bond	Cyclization Linker	Dimerization: Linker, Position, Chemical Bond	Stability Assays (SGF; SIF)	IC50 HEK Blue IL-17assays (AA, AF, FF)
	=CC=C3)NC(=O)[C@H](CCCCCCCC)NC(=O)[C@H](CC(O)=O)NC(=O)[C@H](C)NC(=O)[C@@H]2C[C@]3([H])CCCC[C@]3([H])N2C1=O)C(=O)N[C@@H](CCCCN[H])C(=O)N[C@H](CCCNC(N)=N)C(N)=O)C(C)C					
650	M; 2209.626	X5O3S-X13O3S	Carbon-carbon double	---	---	SGF++++; SIF+	AA++++; FF++
650	ac-dE-I-H-Tba-T-O3S-Oic-A-D-Ogl-W-D-W-O3S-Lys_Ac-dR-am (SEQ ID NO:486)						
650	[H]CC(=O)NCCCC[C@H](NC(=O)[C@@H]1CCC\C=C/CCC[C@H](NC(=O)[C@@]([H]))(NC(=O)[C@H](CC(C)(C)C)NC(=O)[C@H](CC2=CN([H])C=N2)NC(=O)[C@@]([H])(NC(=O)[C@@H](CCC(O)=O)NC(=O)C[H])[C@@H](C)CC)[C@@H](C)O[H])C(=O)N2[C@@H](C[C@]3([H])CCCC[C@]23[H](C(=O)N[C@@H](C)C(=O)N[C@@H](CC(O)=O)C(=O)N[C@@H](CCCCCCCC)C(=O)N[C@@H](CC2=CN([H])C3=C2C=CC=C3)C(=O)N1)C(=O)N[C@H](CCCNC(N)=N)C(N)=O	X5O3S-X13O3S	Carbon-carbon double	---	---	SGF++++; SIF++	AA++++; FF++
651	ac-Sar-I-H-Tba-T-O3S-Oic-A-D-Ogl-W-D-W-O3S-Lys_Ac-dR-am (SEQ ID NO:487)						
651	[H]CC(=O)NCCCC[C@H](NC(=O)[C@@H]1CCC\C=C/CCC[C@H](NC(=O)[C@@]([H]))(NC(=O)[C@H](CC(C)(C)C)NC(=O)[C@H](CC2=CN([H])C=N2)NC(=O)[C@@]([H])(NC(=O)CN(C)C(=O)C[H])[C@@H](C)CC)[C@@H](C)O[H])C(=O)N2[C@@H](C[C@]3([H])CCCC[C@]23[H](C(=O)N[C@@H](C)C(=O)N[C@@H](CC(O)=O)C(=O)N[C@@H](CCCCCCCC)C(=O)N[C@@H](CC2=CN([H])C3=C2C=CC=C3)C(=O)N1)C(=O)N[C@H](CCCNC(N)=N)C(N)=O	X5O3S-X13O3S_Me	Carbon-carbon double	---	---	SGF++++; SIF+	AA++++; FF++
652	ac-dE-I-H-Tba-T-O3S-Oic-A-D-Ogl-W-D-W-O3S_Me-Lys_Ac-dR-am (SEQ ID NO:488)						
652	[H]CC(=O)NCCCC[C@H](NC(=O)[C@]11(C)CCC\C=C/CCC[C@H](NC(=O)[C@@]([H]))(NC(=O)[C@H](CC(C)(C)C)NC(=O)[C@H](CC2=CN([H])C=N2)NC(=O)[C@@]([H])(NC(=O)[C@@H](CCC(O)=O)NC(=O)C[H])[C@@H](C)CC)[C@@H](C)O[H])C(=O)N2[C@@H](C[C@]3([H])CCCC[C@]23[H](C(=O)N[C@@H](C)C(=O)N[C@@H](CC(O)=O)C(=O)N[C@@H](CCCCCCCC)C(=O)N[C@@H](CC2=CN([H])C3=C2C=CC=C3)C(=O)N1)C(=O)N[C@H](CCCNC(N)=N)C(N)=O	X5O3S-X13O3S_Me	Carbon-carbon double	---	---	SGF++++; SIF+	AA++++; FF+
653	ac-Sar-I-H-Tba-T-O3S-Oic-A-D-Ogl-W-D-W-O3S_Me-Lys_Ac-dR-am (SEQ ID NO:489)						
653	[H]CC(=O)NCCCC[C@H](NC(=O)[C@]11(C)CCC\C=C/CCC[C@H](NC(=O)[C@@]([H]))(NC(=O)[C@H](CC(C)(C)C)NC(=O)[C@H](CC2=CN([H])C=N2)NC(=O)[C@@]([H])(NC(=O)CN(C)C(=O)C[H])[C@@H](C)CC)[C@@H](C)O[H])C(=O)N2[C@@H](C[C@]3([H])CCCC[C@]23[H](C(=O)N[C@@H](C)C(=O)N[C@@H](CC(O)=O)C(=O)N[C@@H](CCCCCCCC)C(=O)N[C@@H](CC2=CN([H])C3=C2C=CC=C3)C(=O)N1)C(=O)N[C@H](CCCNC(N)=N)C(N)=O	X5O3S-X13O3S_Me	Carbon-carbon double	---	---	SGF++++; SIF++++	AA++++; FF+
654	M; 2281.73	X5Hcy-X13Hcy	Thioether	Propane_Linker	---	---	AA++++; FF+++
654	ac-E-I-H-Tba-T-Hcy-Oic-A-D-Ogl-Trp_7Phe-D-W-Hcy-N-dR-am (SEQ ID NO:490)						

FIGURE 1.185

C#	Monomer (M) or Dimer (D) & MW (Daltons)	Cyclization Positions	Cyclization Chemical Bond	Cyclization Linker	Dimerization: Linker, Position, Chemical Bond	Stability Assays (SGF; SIF)	IC50 HEK Blue IL-17assays (AA, AF, FF)
654	[H]C[C@@H]1NC(=O)[C@@H]2C[C@]3([H])CCCC[C@]3([H])N2C(=O)[C@H](CCSCCCSCC[C@H](NC(=O)[C@H](CC2=CNC3=CC=CC=C23)NC(=O)[C@H](CC(O)=O)NC(=O)[C@H](CC2=CNC3=C2C=CC=C3C2=CC=CC=C2)NC(=O)[C@H](CCCCCCCC)NC(=O)[C@H](CC(O)=O)NC1=O)C(=O)N[C@@H](CC(N)=O)C(=O)N[C@@H](CCCNC(N)=N)C(N)=O)NC(=O)[C@@H](NC(=O)[C@H](CC(C)C)C)C)NC(=O)[C@H](CC1=CN=CN1)NC(=O)[C@@H](NC(=O)[C@H](CCC(O)=O)NC(=O)C[H])[C@@H](C)CC)[C@@H](C)O	X5Hcy-X13Hcy	Thioether	Dimethylcycloprop ane_Linker	---	---	AA++++; FF+
655	ac-E-I-H-Tba-T-Hcy-Oic-A-D-Ogl-Trp_7Phe-D-W-Hcy-N-dR-am (SEQ ID NO:490)						
655	[H]C[C@@H]1NC(=O)[C@@H]2C[C@]3([H])CCCC[C@]3([H])N2C(=O)[C@H](CCSCC2(CC2)CSCC[C@H](NC(=O)[C@H](CC2=CNC3=CC=CC=C23)NC(=O)[C@H](CC(O)=O)NC(=O)[C@H](CC2=CNC3=C2C=CC=C3C2=CC=CC=C2)NC(=O)[C@H](CCCCCCCC)NC(=O)[C@H](CC(O)=O)NC1=O)C(=O)N[C@@H](CC(N)=O)C(=O)N[C@@H](CCCNC(N)=N)C(N)=O)NC(=O)[C@@H](NC(=O)[C@H](CC(C)C)NC(=O)[C@H](CC1=CN=CN1)NC(=O)[C@@H](NC(=O)[C@H](CCC(O)=O)NC(=O)C[H])[C@@H](C)CC)[C@@H](C)O	X5Hcy-X13Hcy	Thioether	Propane_Linker	---	---	AA++++; FF+
656	2205.63						
656	ac-dE-Tle-H-Tba-T-Hcy-Oic-A -D-Ogl-W-D-W-Hcy-N-dR-am (SEQ ID NO:491)						
656	[H]NC(=O)C[C@H](NC(=O)[C@@H]1CCSCCCSCC[C@H](NC(=O)[C@@]([H])(NC(=O)[C@H](CC(C)(C)C)NC(=O)[C@H](CC2=CN([H])C=N2)NC(=O)[C@@H](NC(=O)[C@@H](CCC(O)=O)NC(C)=O)C(C)(C)C)[C@@H](C)C(=O)N2C3CCCCC3C[C@H]2C(=O)N[C@@H](C)C(=O)N[C@@H](CC(O)=O)C(=O)N[C@@H](CCCCCCCC)C(=O)N[C@@H](CC2=CN([H])C3=C2C=CC=CC=C3)C(=O)N[C@@H](CC(O)=O)C(=O)N[C@@H](CC2=CN([H])C3=C2C=CC=CC=C3)C(=O)N1)C(=O)N[C@H](CCCN=C(N)N[H])C(N)=O	X5Hcy-X13Hcy	Thioether	Propane_Linker	---	---	AA++++; FF+
657	M; 2219.65						
657	ac-dE-Tba-H-Tba-T-Hcy-Oic-A -D-Ogl-W-D-W-Hcy-N-dR-am (SEQ ID NO:492)						
657	[H]NC(=O)C[C@H](NC(=O)[C@@H]1CCSCCCSCC[C@H](NC(=O)[C@@]([H])(NC(=O)[C@H](CC(C)(C)C)NC(=O)[C@H](CC2=CN([H])C=N2)NC(=O)[C@H](CC(C)(C)C)NC(=O)[C@@H](CCC(O)=O)NC(C)=O)[C@@H](C)O[H])C(=O)N2C3CCCCC3C[C@H]2C(=O)N[C@@H](C)C(=O)N[C@@H](CC(O)=O)C(=O)N[C@@H](CCCCCCCC)C(=O)N[C@@H](CC2=CN([H])C3=C2C=CC=CC=C3)C(=O)N[C@@H](CC(O)=O)C(=O)N[C@@H](CC2=CN([H])C3=C2C=CC=CC=C3)C(=O)N1)C(=O)N[C@H](CCCN=C(N)N[H])C(N)=O	X5Hcy-X13Hcy	Thioether	Propane_Linker	---	---	AA++++; FF+++
658	2259.72						
658	ac-dE-hCha-H-Tba-T-Hcy-Oic-A-D-Ogl-W-D-W-Hcy-N-dR-am (SEQ ID NO:493)						
658	[H]NC(=O)C[C@H](NC(=O)[C@@H]1CCSCCCSCC[C@H](NC(=O)[C@@]([H])(NC(=O)[C@H](CC(C)(C)C)NC(=O)[C@H](CC2=CN([H])C=N2)NC(=O)[C@H](CCC2CCCCC2)NC(=O)[C@@H](CCC(O)=O)NC(C)=O)[C@@H](C)O[H])C(=O)N2C3CCCCC3C[C@H]2C(=O)N[C@@H](C)C(=O)N[C@@H](CC(O)=O)C(=O)N[C@@H](CCCCCCCC)C(=O)N[C@@H](CC2=CN([H])C3=C2C=CC=CC=C3)C(=O)N[C@@H](CC(O)=O)C(=O)N[C@@H](CC2=CN([H])C3=C2C=CC=CC=C3)C(=O)N1)C(=O)N[C@H](CCCN=C(N)N[H])C(N)=O	X5Hcy-X13Hcy	Thioether	Propane_Linker	---	---	AA++++; FF+++
659	M; 2261.74						

FIGURE 1.186

C#	Monomer (M) or Dimer (D) & MW (Daltons)	Cyclization Positions	Cyclization Chemical Bond	Cyclization Linker	Dimerization: Linker, Position, Chemical Bond	Stability Assays (SGF; SIF)	IC50 HEK Blue IL-17assays (AA, AF, FF)
659	ac-dE-Ogl-H-Tba-T-Hcy-Oic-A-D-Ogl-W-D-W-Hcy-N-dR-am (SEQ ID NO:494)						
659	[H]NC(=O)C[C@H](NC(=O)[C@@H]1CCSCCCSCC[C@H](NC(=O)[C@@]([H])(NC(=O)[C@H](CC(C)(C)C)NC(=O)[C@H](CC2=CN([H])C=N2)NC(=O)[C@H](CCCCCCCC)NC(=O)[C@@H](CCC(O)=O)NC(C)=O)[C@@H](C)O[H])C(=O)N2C3CCCCC3C[C@H]2C(=O)N[C@@H](C)C(=O)N[C@@H](CC(O)=O)C(=O)N[C@@H](CCCCCCCC)C(=O)N[C@@H](CC2=CN([H])C3=C2C=CC=C3)C(=O)N[C@@H](CC(O)=O)C(=O)N[C@@H](CC2=CN([H])C3=C2C=CC=C3)C(=O)N1)C(=O)N[C@H](CCCN=C(N)N[H])C(N)=O						
660	M; 2252.75	X5Hcy-X13Hcy	Thioether	Propane_Linker	---	SGF+; SIF+++	AA++++; FF++
660	ac-dE-I-Lys_Me3-Tle-N-Hcy-Oic-A -D-Ogl-W-E-W-Hcy-N-dR-am (SEQ ID NO:495)						
660	[H]NC(=O)C[C@H](NC(=O)[C@@H]1CCSCCCSCC[C@H](NC(=O)[C@H](CC(=O)N[H])NC(=O)[C@@H](NC(=O)[C@H](CCCC[N+](C)(C)C)NC(=O)[C@@]([H])(NC(=O)[C@@H](CCC(O)=O)NC(C)=O)[C@@H](C)CC)C(C)(C)C)C(=O)N2C3CCCCC3C[C@H]2C(=O)N[C@@H](C)C(=O)N[C@@H](CC(O)=O)C(=O)N[C@@H](CCCCCCCC)C(=O)N[C@@H](CC2=CN([H])C3=C2C=CC=C3)C(=O)N[C@@H](CCC(O)=O)C(=O)N[C@@H](CC2=CN([H])C3=C2C=CC=C3)C(=O)N1)C(=O)N[C@H](CCCN=C(N)N[H])C(N)=O						
661	M; 2337.85	X5Hcy-X13Hcy	Thioether	Propane_Linker	---	SGF+++; SIF++++	AA++++; FF++
661	ac-dE-I-Lys_Me3-Tle-N-Hcy-Oic-Lys_Ac-D-Ogl-W-D-W-Hcy-N-dR-am (SEQ ID NO:496)						
661	[H]CC(=O)NCCCC[C@@H]1NC(=O)[C@@H]2CC3CCCCC3N2C(=O)[C@H](CCSCCCSCC[C@H](NC(=O)[C@H](CC2=CN([H])C3=C2C=CC=C3)NC(=O)[C@H](CC(O)=O)NC(=O)[C@H](CC2=CN([H])C3=C2C=CC=C3)NC(=O)[C@H](CCCCCCCC)NC(=O)[C@H](CC(O)=O)NC1=O)C(=O)N[C@@H](CC(=O)N[H])C(=O)N[C@H](CCCN=C(N)N[H])C(N)=O)NC(=O)[C@H](CC(=O)N[H])NC(=O)[C@@H](NC(=O)[C@H](CCCC[N+](C)(C)C)NC(=O)[C@@]([H])(NC(=O)[C@@H](CCC(O)=O)NC(C)=O)[C@@H](C)CC)C(C)(C)C						
662	M; 2351.88	X5Hcy-X13Hcy	Thioether	Propane_Linker	---	SGF+; SIF++++	AA++++; FF++
662	ac-dE-I-Lys_Me3-Tle-N-Hcy-Oic-Lys_Ac-D-Ogl-W-E-W-Hcy-N-dR-am(SEQ ID NO:497)						
662	[H]CC(=O)NCCCC[C@@H]1NC(=O)[C@@H]2CC3CCCCC3N2C(=O)[C@H](CCSCCCSCC[C@H](NC(=O)[C@H](CC2=CN([H])C3=C2C=CC=C3)NC(=O)[C@H](CCC(O)=O)NC(=O)[C@H](CC2=CN([H])C3=C2C=CC=C3)NC(=O)[C@H](CCCCCCCC)NC(=O)[C@H](CC(O)=O)NC1=O)C(=O)N[C@@H](CC(=O)N[H])C(=O)N[C@H](CCCN=C(N)N[H])C(N)=O)NC(=O)[C@H](CC(=O)N[H])NC(=O)[C@@H](NC(=O)[C@H](CCCC[N+](C)(C)C)NC(=O)[C@@]([H])(NC(=O)[C@@H](CCC(O)=O)NC(C)=O)[C@@H](C)CC)C(C)(C)C						
663	M; 2332.81	X5Hcy-X13Hcy	Thioether	Propane_Linker	---	SGF+; SIF++++	AA++++; FF+
663	ac-dE-Tba-H-Tba-T-Hcy-Oic-Lys_Ac-D-Ogl-W-E-W-Hcy-N-dR-am (SEQ ID NO:498)						
663	[H]CC(=O)NCCCC[C@@H]1NC(=O)[C@@H]2CC3CCCCC3N2C(=O)[C@H](CCSCCCSCC[C@H](NC(=O)[C@H](CC2=CN([H])C3=C2C=CC=C3)NC(=O)[C@H](CCC(O)=O)NC(=O)[C@H](CC2=CN([H])C3=C2C=CC=C3)NC(=O)[C@H](CCCCCCCC)NC(=O)[C@H](CC(O)=O)NC1=O)C(=O)N[C@@H](CC(=O)N[H])C(=O)N[C@H](CCCN=C(N)N[H])C(N)=O)NC(=O)[C@@]([H])(NC(=O)[C@H](CC(C)(C)C)NC(=O)[C@H](CC1=CN([H])C=N1)NC(=O)[C@H](CC(C)(C)C)NC(=O)[C@@H](CCC(O)=O)NC(C)=O)[C@@H](C)O[H]						

FIGURE 1.187

C#	Monomer (M) or Dimer (D) & MW (Daltons)	Cyclization Positions	Cyclization Chemical Bond	Cyclization Linker	Dimerization: Linker, Position, Chemical Bond	Stability Assays (SGF; SIF)	IC50 HEK Blue IL-17assays (AA, AF, FF)
664	M; 2227.68	X5Hcy-X13Hcy	Thioether	Propane_Linker	---	SGF++++; SIF++++	AA++++; AF+++; FF++
664	ac-H-I-H-Tba-T-Hcy-Oic-A-D-Ogl-W-E-W-Hcy-N-dR-am (SEQ ID NO:499)						
664	[H]C[C@@H]1NC(=O)[C@@H]2C[C@]3([H])CCCC[C@]3([H])N2C(=O)[C@H](CCSCCCSCC[C@H](NC(=O)[C@H](CC2=CNC3=CC=CC=C23)NC(=O)[C@H](CCC(O)=O)NC(=O)[C@H](CC2=CNC3=CC=CC=C23)NC(=O)[C@H](CCCCCCCC)NC(=O)[C@H](CC(O)=O)NC1=O)C(=O)N[C@@H](CC(N)=O)C(=O)N[C@@H](CCCNC(N)=N)C(N)=O)NC(=O)[C@@H](NC(=O)[C@H](CC(C)C)NC(=O)[C@H](CC1=CN=CN1)NC(=O)C[H])[C@@H](C)CC)[C@@H](C)O				
665	M; 2213.65	X5Hcy-X13Hcy	Thioether	Propane_Linker	---	SGF++++; SIF++++	AA++++; AF++; FF+
665	ac-H-I-H-Tba-T-Hcy-Oic-A-D-Ogl-W-D-W-Hcy-N-dR-am (SEQ ID NO:500)						
665	[H]C[C@@H]1NC(=O)[C@@H]2C[C@]3([H])CCCC[C@]3([H])N2C(=O)[C@H](CCSCCCSCC[C@H](NC(=O)[C@H](CC2=CNC3=CC=CC=C23)NC(=O)[C@H](CC(O)=O)NC(=O)[C@H](CC2=CNC3=CC=CC=C23)NC(=O)[C@H](CCCCCCCC)NC(=O)[C@H](CC(O)=O)NC1=O)C(=O)N[C@@H](CC(N)=O)C(=O)N[C@@H](CCCNC(N)=N)C(N)=O)NC(=O)[C@@H](NC(=O)[C@H](CC(C)C)NC(=O)[C@H](CC1=CN=CN1)NC(=O)[C@@H](C)CC)[C@@H](C)O				
666	M; 2289.75	X5Hcy-X13Hcy	Thioether	Propane_Linker	---	SGF++++; SIF++++	AA++++; FF+
666	ac-H-I-H-Tba-T-Hcy-Oic-A-D-Ogl-Trp_7Phe-D-W-Hcy-N-dR-am (SEQ ID NO:501)						
666	[H]C[C@@H]1NC(=O)[C@@H]2C[C@]3([H])CCCC[C@]3([H])N2C(=O)[C@H](CCSCCCSCC[C@H](NC(=O)[C@H](CC2=CNC3=CC=CC=C23)NC(=O)[C@H](CC(O)=O)NC(=O)[C@H](CC2=CNC3=C2C=CC=C3C2=CC=C2)NC(=O)[C@H](CCCCCCCC)NC(=O)[C@H](CC(O)=O)NC1=O)C(=O)N[C@@H](CC(N)=O)C(=O)N[C@@H](CCCNC(N)=N)C(N)=O)NC(=O)[C@@H](NC(=O)[C@H](CC)CC)[C@@H](C)O				
667	M; 2275.73	X5Hcy-X13Hcy	Thioether	Propane_Linker	---	SGF++++; SIF++++	AA++++; FF++
667	ac-H-I-H-Tle-T-Hcy-Oic-A-D-Ogl-Trp_7Phe-D-W-Hcy-N-dR-am (SEQ ID NO:502)						
667	[H]C[C@@H]1NC(=O)[C@@H]2C[C@]3([H])CCCC[C@]3([H])N2C(=O)[C@H](CCSCCCSCC[C@H](NC(=O)[C@H](CC2=CNC3=CC=CC=C23)NC(=O)[C@H](CC(O)=O)NC(=O)[C@H](CC2=CNC3=C2C=CC=C3C2=CC=C2)NC(=O)[C@H](CCCCCCCC)NC(=O)[C@H](CC(O)=O)NC1=O)C(=O)N[C@@H](CC(N)=O)C(=O)N[C@@H](CCCNC(N)=N)C(N)=O)NC(=O)[C@@H](NC(=O)[C@H](CC1=CN=CN1)NC(=O)[C@H])[C@@H](C)CC)[C@@H](C)O				
668	M; 2103.58	X5Hcy-X13Hcy	Thioether	Propane_Linker	---	---	AA++++
668	ac-I-H-Tle-N-Hcy-Oic-A-D-Ogl-W-E-W-Hcy-K-dR-am (SEQ ID NO:503)						
668	[H]C[C@@H]1NC(=O)[C@@H]2C[C@]3([H])CCCC[C@]3([H])N2C(=O)[C@H](CCSCCCSCC[C@H](NC(=O)[C@H](CC2=CNC3=CC=CC=C23)NC(=O)[C@H](CCC(O)=O)NC(=O)[C@H](CC2=CNC3=CC=CC=C23)NC(=O)[C@H](CCCCCCCC)NC(=O)[C@H](CC(O)=O)NC1=O)C(=O)N[C@@H]						

FIGURE 1.188

C#	Monomer (M) or Dimer (D) & MW (Daltons)	Cyclization Positions	Cyclization Chemical Bond	Cyclization Linker	Dimerization: Linker, Position, Chemical Bond	Stability Assays (SGF; SIF)	IC50 HEK Blue IL-17assays (AA, AF, FF)
	](CCCCN[H])C(=O)N[C@H](CCCNC(N)=N)C(N)=O)NC(=O)[C@H](CC(N)=O)NC(=O)[C@@H](NC(=O)[C@H](CC1=CN=CN1)NC(=O)[C@@H](NC(=O)C[H])[C@@H](C)CC)C(C)(C)C						
669	M; 2209.626	X5O3S-X13O3S	Carbon-carbon double	---		SGF++++; SIF+	AA++++
669	ac-dE-I-H-Tba-T-O3S-Oic-A-D-Ogl-W-D-W-O3S-Lys_Ac-dR-am (SEQ ID NO:486)						
669	[H]C[C@@H]1NC(=O)[C@@H]2C[C@]3([H])CCCC[C@]3([H])N2C(=O)[C@H](CCC\C=C\CCC[C@H](NC(=O)[C@H](CC2=CNC3=CC=CC=C23)NC(=O)[C@H](CC(O)=O)NC(=O)[C@H](CC2=CNC3=CC=CC=C23)NC(=O)[C@H](CCCCCCCC)NC(=O)[C@H](CC(O)=O)NC1=O)C(=O)N[C@@H](CCCCNC(=O)C[H])C(=O)N[C@H](CCCNC(N)=N)C(N)=O)NC(=O)[C@@H](NC(=O)[C@H](CC(C)(C)C)NC(=O)[C@H](CC1=CN=CN1)NC(=O)[C@@H](NC(=O)[C@@H](CCC(O)=O)NC(=O)C[H])[C@@H](C)CC)[C@@H](C)O						
670	M; 2133.56	X5Hcy-X13Hcy	Thioether	Propane_Linker	---	SGF+; SIF+++	AA++++; FF+
670	ac-Sar-I-H-Tle-T-Hcy-Oic-A-D-Ogl-W-D-W-Hcy-N-dR-am (SEQ ID NO:504)						
670	[H]C[C@@H]1NC(=O)[C@@H]2C[C@]3([H])CCCC[C@]3([H])N2C(=O)[C@H](CCSCCCSCC[C@H](NC(=O)[C@H](CC2=CNC3=CC=CC=C23)NC(=O)[C@H](CC(O)=O)NC(=O)[C@H](CC2=CNC3=CC=CC=C23)NC(=O)[C@H](CCCCCCCC)NC(=O)[C@H](CC(O)=O)NC1=O)C(=O)N[C@@H](CC(N)=O)C(=O)N[C@H](CCCNC(N)=N)C(N)=O)NC(=O)[C@@H](NC(=O)[C@@H](NC(=O)[C@H](CC1=CN=CN1)NC(=O)[C@@H](NC(=O)CN(C)C(=O)C[H])[C@@H](C)CC)C(C)(C)C)[C@@H](C)O						
671	M; 2191.6	X5Hcy-X13Hcy	Thioether	Propane_Linker	---	SGF+; SIF+	AA++++; FF+
671	ac-dE-I-H-Tle-T-Hcy-Oic-A-D-Ogl-W-D-W-Hcy-N-dR-am (SEQ ID NO:505)						
671	[H]C[C@@H]1NC(=O)[C@@H]2C[C@]3([H])CCCC[C@]3([H])N2C(=O)[C@H](CCSCCCSCC[C@H](NC(=O)[C@H](CC2=CNC3=CC=CC=C23)NC(=O)[C@H](CC(O)=O)NC(=O)[C@H](CC2=CNC3=CC=CC=C23)NC(=O)[C@H](CCCCCCCC)NC(=O)[C@H](CC(O)=O)NC1=O)C(=O)N[C@@H](CC(N)=O)C(=O)N[C@H](CCCNC(N)=N)C(N)=O)NC(=O)[C@@H](NC(=O)[C@@H](NC(=O)[C@H](CC1=CN=CN1)NC(=O)[C@@H](NC(=O)[C@@H](CCC(O)=O)NC(=O)C[H])[C@@H](C)CC)C(C)(C)C)[C@@H](C)O						
672	M; 2199.63	X5Hcy-X13Hcy	Thioether	Propane_Linker	---	SGF++; SIF++++	AA++++; FF++
672	ac-dH-I-H-Tle-T-Hcy-Oic-A-D-Ogl-W-D-W-Hcy-N-dR-am (SEQ ID NO:506)						
672	[H]C[C@@H]1NC(=O)[C@@H]2C[C@]3([H])CCCC[C@]3([H])N2C(=O)[C@H](CCSCCCSCC[C@H](NC(=O)[C@H](CC2=CNC3=CC=CC=C23)NC(=O)[C@H](CC(O)=O)NC(=O)[C@H](CC2=CNC3=CC=CC=C23)NC(=O)[C@H](CCCCCCCC)NC(=O)[C@H](CC(O)=O)NC1=O)C(=O)N[C@@H](CC(N)=O)C(=O)N[C@H](CCCNC(N)=N)C(N)=O)NC(=O)[C@@H](NC(=O)[C@@H](NC(=O)[C@H](CC1=CN=CN1)NC(=O)[C@@H](NC(=O)[C@@H](CC1=CN=CN1)NC(=O)C[H])[C@@H](C)CC)C(C)(C)C)[C@@H](C)O						
673	M; 2147.59	X5Hcy-X13Hcy	Thioether	Propane_Linker	---	SGF++++; SIF+	AA++++; FF+
673	ac-Sar-I-H-Tba-T-Hcy-Oic-A-D-Ogl-W-D-W-Hcy-N-dR-am (SEQ ID NO:507)						

FIGURE 1.189

C#	Monomer (M) or Dimer (D) & MW (Daltons)	Cyclization Positions	Cyclization Chemical Bond	Cyclization Linker	Dimerization: Linker, Position, Chemical Bond	Stability Assays (SGF; SIF)	IC50 HEK Blue IL-17assays (AA, AF, FF)
673	[H]C[C@@H]1NC(=O)[C@@H]2C[C@]3([H])CCCC[C@]3([H])N2C(=O)[C@H](CCSCCCSCC[C@H](NC(=O)[C@H](CC2=CNC3=CC=CC=C23)NC(=O)[C@H](CC(O)=O)NC(=O)[C@H](CCCCCCCC)NC(=O)[C@H](CC(O)=O)NC1=O)C(=O)N[C@@H](CC(N)=O)C(=O)N[C@H](CCCNC(N)=N)C(N)=O)NC(=O)[C@@H](NC(=O)[C@H](CC(C)C)NC(=O)[C@H](CC1=CN=CN1)NC(=O)[C@@H](NC(=O)CN(C)C(=O)C[H])[C@@H](C)CC)[C@@H](C)O	X5Hcy-X13Hcy	Thioether	Propane_Linker	---	SGF+++; SIF+	AA++++; FF+
674	M; 2205.63						
674	ac-dE-I-H-Tba-T-Hcy-Oic-A-D-Ogl-W-D-W-Hcy-N-dR-am (SEQ ID NO:508)						
674	[H]C[C@@H]1NC(=O)[C@@H]2C[C@]3([H])CCCC[C@]3([H])N2C(=O)[C@H](CCSCCCSCC[C@H](NC(=O)[C@H](CC2=CNC3=CC=CC=C23)NC(=O)[C@H](CC(O)=O)NC(=O)[C@H](CCCCCCCC)NC(=O)[C@H](CC(O)=O)NC1=O)C(=O)N[C@@H](CC(N)=O)C(=O)N[C@H](CCCNC(N)=N)C(N)=O)NC(=O)[C@@H](NC(=O)[C@H](CC(C)C)NC(=O)[C@H](CC1=CN=CN1)NC(=O)[C@@H](NC(=O)[C@H](CCC(O)=O)NC(=O)C[H])[C@@H](C)CC)[C@@H](C)O	X5Hcy-X13Hcy	Thioether	Propane_Linker	---	SGF++++; SIF+	AA++++; FF+++
675	M; 2213.65						
675	ac-dH-I-H-Tba-T-Hcy-Oic-A-D-Ogl-W-D-W-Hcy-N-dR-am (SEQ ID NO:509)						
675	[H]C[C@@H]1NC(=O)[C@@H]2C[C@]3([H])CCCC[C@]3([H])N2C(=O)[C@H](CCSCCCSCC[C@H](NC(=O)[C@H](CC2=CNC3=CC=CC=C23)NC(=O)[C@H](CC(O)=O)NC(=O)[C@H](CCCCCCCC)NC(=O)[C@H](CC(O)=O)NC1=O)C(=O)N[C@@H](CC(N)=O)C(=O)N[C@H](CCCNC(N)=N)C(N)=O)NC(=O)[C@@H](NC(=O)[C@H](CC(C)C)NC(=O)[C@H](CC1=CN=CN1)NC(=O)[C@@H](NC(=O)[C@@H](CC1=CN=CN1)NC(=O)C[H])[C@@H](C)CC)[C@@H](C)O	X5Hcy-X13Hcy	Thioether	Propane_Linker	---	SGF++++; SIF++++	AA++++; FF++
676	M; 2247.71						
676	Isovaleric_Acid-E-I-H-Tba-T-Hcy-Oic-A-D-Ogl-W-D-W-Hcy-N-dR-am (SEQ ID NO:510)						
676	[H]C[C@@H]1NC(=O)[C@@H]2C[C@]3([H])CCCC[C@]3([H])N2C(=O)[C@H](CCSCCCSCC[C@H](NC(=O)[C@H](CC2=CNC3=CC=CC=C23)NC(=O)[C@H](CC(O)=O)NC(=O)[C@H](CCCCCCCC)NC(=O)[C@H](CC(O)=O)NC1=O)C(=O)N[C@@H](CC(N)=O)C(=O)N[C@H](CCCNC(N)=N)C(N)=O)NC(=O)[C@@H](NC(=O)[C@H](CC(C)C)NC(=O)[C@H](CC1=CN=CN1)NC(=O)[C@@H](NC(=O)[C@H](CCC(O)=O)NC(=O)C[C@H](C)CC)[C@@H](C)O	X5Hcy-X13Hcy	Thioether	Propane_Linker	---	SGF++++; SIF++++	AA++++; AF+++; FF++
677	M; 2255.74						
677	Isovaleric_Acid-H-I-H-Tba-T-Hcy-Oic-A-D-Ogl-W-D-W-Hcy-N-dR-am (SEQ ID NO:511)						
677	[H]C[C@@H]1NC(=O)[C@@H]2C[C@]3([H])CCCC[C@]3([H])N2C(=O)[C@H](CCSCCCSCC[C@H](NC(=O)[C@H](CC2=CNC3=CC=CC=C23)NC(=O)[C@H](CC(O)=O)NC(=O)[C@H](CCCCCCCC)NC(=O)[C@H](CC(O)=O)NC1=O)C(=O)N[C@@H](CC(N)=O)C(=O)N[C@H](CCCNC(N)=N)C(N)=O)NC(=O)[C@@H](NC(=O)[C@H](CC(C)C)NC(=O)[C@H](CC1=CN=CN1)NC(=O)[C@@H](NC(=O)[C@H](CC1=CN=CN1)NC(=O)C[H])[C@@H](C)CC)[C@@H](C)O	X5Hcy-X13Hcy	Thioether	Propane_Linker	---	SGF++++; SIF+	AA++++
678	M; 2247.71						

FIGURE 1.190

C#	Monomer (M) or Dimer (D) & MW (Daltons)	Cyclization Positions	Cyclization Chemical Bond	Cyclization Linker	Dimerization: Linker, Position, Chemical Bond	Stability Assays (SGF; SIF)	IC50 HEK Blue IL-17assays (AA, AF, FF)
678	Isovaleric_Acid-dE-I-H-Tba-T-Hcy-Oic-A-D-Ogl-W-D-W-Hcy-N-dR-am (SEQ ID NO:512)						
678	[H]C[C@@H]1NC(=O)[C@@H]2C[C@]3([H])CCCC[C@]3([H])N2C(=O)[C@H](CCSCCCSCC[C@H](NC(=O)[C@H](CC2=CNC3=CC=CC=C23)NC(=O)[C@H](CC(O)=O)NC(=O)[C@H](CCCCCCCC)NC(=O)[C@H](CC(O)=O)NC1=O)C(=O)N[C@@H](CC(N)=O)C(=O)N[C@@H](CCCNC(N)=N)C(N)=O)NC(=O)[C@@H](NC(=O)[C@H](CC(C)C)NC(=O)[C@H](CC1=CN=CN1)NC(=O)[C@@H](NC(=O)[C@@H](CCC(O)=O)NC(=O)CC(C)C)[C@@H](C)CC)[C@@H](C)O				
679	M; 2255.74	X5Hcy-X13Hcy	Thioether	Propane_Linker	---	SGF++++; SIF++++	AA++++; FF+
679	Isovaleric_Acid-dH-I-H-Tba-T-Hcy-Oic-A-D-Ogl-W-D-W-Hcy-N-dR-am (SEQ ID NO:513)						
679	[H]C[C@@H]1NC(=O)[C@@H]2C[C@]3([H])CCCC[C@]3([H])N2C(=O)[C@H](CCSCCCSCC[C@H](NC(=O)[C@H](CC2=CNC3=CC=CC=C23)NC(=O)[C@H](CC(O)=O)NC(=O)[C@H](CCCCCCCC)NC(=O)[C@H](CC(O)=O)NC1=O)C(=O)N[C@@H](CC(N)=O)C(=O)N[C@@H](CCCNC(N)=N)C(N)=O)NC(=O)[C@@H](NC(=O)[C@H](CC(C)C)NC(=O)[C@H](CC1=CN=CN1)NC(=O)[C@@H](NC(=O)[C@@H](CC1=CN=CN1)NC(=O)CC(C)C)[C@@H](C)CC)[C@@H](C)O				
680	M; 2018.48	X5Hhc-X13Hhc	Disulfide	---	---	---	AA++++
680	ac-I-H-Tba-T-Hhc-Oic-A-D-Ogl-W-dA-W-Hhc-N-dR-am (SEQ ID NO:514)						
680	[H]C[C@@H]1NC(=O)[C@@H]2C[C@]3([H])CCCC[C@]3([H])N2C(=O)[C@H](CCCSSCCC[C@H](NC(=O)[C@H](CC2=CNC3=CC=CC=C23)NC(=O)[C@H](C)NC(=O)[C@H](CC2=CNC3=CC=CC=C23)NC(=O)[C@H](CCCCCCCC)NC(=O)[C@H](CC(O)=O)NC1=O)C(=O)N[C@@H](CC(N)=O)C(=O)N[C@@H](CCCNC(N)=N)C(N)=O)NC(=O)[C@@H](NC(=O)[C@H](CC(C)C)NC(=O)[C@H](CC1=CN=CN1)NC(=O)[C@@H](NC(=O)[C@@H](C)CC)[C@@H](C)O				
681	M; 2147.59	X5Hhc-X13Hhc	Disulfide	---	---	SGF++++; SIF++++	AA++++; FF+
681	ac-dA-I-H-Tba-T-Hhc-Oic-A-D-Ogl-W-E-W-Hhc-N-dR-am (SEQ ID NO:515)						
681	[H]C[C@@H]1NC(=O)[C@@H]2C[C@]3([H])CCCC[C@]3([H])N2C(=O)[C@H](CCCSSCCC[C@H](NC(=O)[C@H](CC2=CNC3=CC=CC=C23)NC(=O)[C@H](CCC(O)=O)NC(=O)[C@H](CC2=CNC3=CC=CC=C23)NC(=O)[C@H](CCCCCCCC)NC(=O)[C@H](CC(O)=O)NC1=O)C(=O)N[C@@H](CC(N)=O)C(=O)N[C@@H](CCCNC(N)=N)C(N)=O)NC(=O)[C@@H](NC(=O)[C@H](CC(C)C)NC(=O)[C@H](CC1=CN=CN1)NC(=O)[C@@H](NC(=O)[C@@H](C)CC)[C@@H](C)O				
682	M; 2204.64	X5Hhc-X13Hhc	Disulfide	---	---	SGF++++; SIF++	AA++++; FF++
682	ac-dQ-I-H-Tba-T-Hhc-Oic-A-D-Ogl-W-E-W-Hhc-N-dR-am (SEQ ID NO:516)						
682	[H]C[C@@H]1NC(=O)[C@@H]2C[C@]3([H])CCCC[C@]3([H])N2C(=O)[C@H](CCCSSCCC[C@H](NC(=O)[C@H](CC2=CNC3=CC=CC=C23)NC(=O)[C@H](CCC(O)=O)NC(=O)[C@H](CC2=CNC3=CC=CC=C23)NC(=O)[C@H](CCCCCCCC)NC(=O)[C@H](CC(O)=O)NC1=O)C(=O)N[C@@H](CC(N)=O)C(=O)N[C@@H](CCCNC(N)=N)C(N)=O)NC(=O)[C@@H](NC(=O)[C@H](CC(C)C)NC(=O)[C@H](CC1=CN=CN1)NC(=O)[C@@H](NC(=O)[C@@H](CCC(N)=O)NC(=O)C[H])[C@@H](C)CC)[C@@H](C)O				

FIGURE 1.191

C#	Monomer (M) or Dimer (D) & MW (Daltons)	Cyclization Positions	Cyclization Chemical Bond	Cyclization Linker	Dimerization: Linker, Position, Chemical Bond	Stability Assays (SGF; SIF)	IC50 HEK Blue IL-17assays (AA, AF, FF)
683	M; 2189.67	X5Hhc-X13Hhc	Disulfide	---	---	---	AA++++
683	ac-dL-I-H-Tba-T-Hhc-Oic-A-D-Ogl-W-E-W-Hhc-N-dR-am (SEQ ID NO:517)						
683	[H]C[C@@H]1NC(=O)[C@@H]2C[C@]3([H])CCCC[C@]3([H])N2C(=O)[C@H](CCCSSCCC[C@H](NC(=O)[C@H](CC2=CNC3=CC=CC=C23)NC(=O)[C@H](CCC(O)=O)NC(=O)[C@H](CC2=CNC3=CC=CC=C23)NC(=O)[C@H](CCCCCCCC)NC(=O)[C@H](CC(O)=O)NC1=O)C(=O)N[C@@H](CC(N)=O)C(=O)N[C@@H](CCCNC(N)=N)C(N)=O)NC(=O)[C@@H](NC(=O)[C@H](CC(C)C)NC(=O)[C@H](CC1=CN=CN1)NC(=O)[C@@H](NC(=O)[C@@H](CCC(C)C)NC(=O)C[H])[C@@H](C)CC)[C@@H](C)O				
684	M; 2163.59	X5Hhc-X13Hhc	Disulfide	---	---	SGF++++; SIF++++	AA++++; FF+
684	ac-dS-I-H-Tba-T-Hhc-Oic-A-D-Ogl-W-E-W-Hhc-N-dR-am (SEQ ID NO:518)						
684	[H]C[C@@H]1NC(=O)[C@@H]2C[C@]3([H])CCCC[C@]3([H])N2C(=O)[C@H](CCCSSCCC[C@H](NC(=O)[C@H](CC2=CNC3=CC=CC=C23)NC(=O)[C@H](CCC(O)=O)NC(=O)[C@H](CC2=CNC3=CC=CC=C23)NC(=O)[C@H](CCCCCCCC)NC(=O)[C@H](CC(O)=O)NC1=O)C(=O)N[C@@H](CCC(N)=O)C(=O)N[C@@H](CCCNC(N)=N)C(N)=O)NC(=O)[C@@H](NC(=O)[C@H](CC(C)C)NC(=O)[C@H](CC1=CN=CN1)NC(=O)[C@@H](NC(=O)[C@@H](CO)NC(=O)C[H])[C@@H](C)CC)[C@@H](C)O				
685	M; 2173.63	X5Hhc-X13Hhc	Disulfide	---	---	SGF++++; SIF+++	AA++++; FF+
685	ac-P-I-H-Tba-T-Hhc-Oic-A-D-Ogl-W-E-W-Hhc-N-dR-am (SEQ ID NO:519)						
685	[H]C[C@@H]1NC(=O)[C@@H]2C[C@]3([H])CCCC[C@]3([H])N2C(=O)[C@H](CCCSSCCC[C@H](NC(=O)[C@H](CC2=CNC3=CC=CC=C23)NC(=O)[C@H](CCC(O)=O)NC(=O)[C@H](CC2=CNC3=CC=CC=C23)NC(=O)[C@H](CCCCCCCC)NC(=O)[C@H](CC(O)=O)NC1=O)C(=O)N[C@@H](CC(N)=O)C(=O)N[C@@H](CCCNC(N)=N)C(N)=O)NC(=O)[C@@H](NC(=O)[C@H](CC(C)C)NC(=O)[C@H](CC1=CN=CN1)NC(=O)[C@@H](NC(=O)[C@@H]1CC([H])CN1C(=O)C[H])[C@@H](C)CC)[C@@H](C)O				
686	D; 5200.47	X5Hcy-X13Hcy	Thioether	Propane_Linker	PEG2lDA; X14K; amide	---	AA++++; FF++++
686	ac-I-Lys_Me3-V-T-Hcy-Oic-A-D-Ogl-W-D-W-Hcy-K-dR-am (SEQ ID NO:415)						
686	[H]C[C@@H]1NC(=O)[C@@H]2C[C@]3([H])CCCC[C@]3([H])N2C(=O)[C@H](CCSCCCSCC[C@H](NC(=O)[C@H](CC2=CNC3=CC=CC=C23)NC(=O)[C@H](CCC(O)=O)NC(=O)[C@H](CC2=CNC3=CC=CC=C23)NC(=O)[C@H](CCCCCCCC)NC(=O)[C@H](CC(O)=O)NC1=O)C(=O)N[C@@H](CCCCNC(=O)CCCCCCCCCCCCCCCCCCCCCCCCCCCCCCCC(=O)NCCCC[C@H](NC(=O)[C@@H]1CCSCCCSCC[C@H](NC(=O)[C@@H](NC(=O)[C@H](CCCC[N+](C)(C)C)NC(=O)[C@@H](NC(=O)C[H])C(=O)N[C@@H](CC(O)=O)C(=O)N[C@@H](CCCCCCCC)C(=O)N[C@@H](CC2=CNC3=CC=CC=C23)C(=O)N[C@@H](CC(O)=O)C(=O)N[C@@H](CCCN)C(N)=N)C(=O)N[C@@H](CCCNC(N)=N)C(N)=O)NC(=O)[C@@H](NC(=O)[C@H](CC(C)C)NC(=O)[C@H](CCCC[N+](C)(C)C)C(=O)N[C@@H](CCCCCCCC)C(=O)N[C@@H](CC2=CNC3=CC=CC=C23)C(=O)N[C@@H](CC(O)=O)C(=O)N[C@@H](CCCN)C(N)=N)C(=O)N[C@@H](CCCNC(N)=N)C(N)=O)NC(=O)[C@@H](NC(=O)[C@H](CC(C)C)NC(=O)C[H])[C@@H](C)CC)[C@@H](C)O				
687	D; 5284.46	X5Hcy-X13Hcy	Thioether	Carbonyl_Linker	PEG2lDA; X14K; amide	---	AA++++; FF++++

FIGURE 1.192

C#	Monomer (M) or Dimer (D) & MW (Daltons)	Cyclization Positions	Cyclization Chemical Bond	Cyclization Linker	Dimerization: Linker, Position, Chemical Bond	Stability Assays (SGF; SIF)	IC50 HEK Blue IL-17assays (AA, AF, FF)
687	ac-I-Lys_Me3-V-E-Hcy-Oic-A-D-Ogl-W-D-W-Hcy-K-dR-am (SEQ ID NO:416)						
687	[H]C[C@@H]1NC(=O)[C@@H]2C[C@]3([H])CCCC[C@]3([H])N2C(=O)[C@H](CCSCC(=O)CSCC[C@H](NC(=O)[C@H](CC2=CNC3=CC=CC=C23)NC(=O)[C@H](CC(O)=O)NC(=O)[C@H](CC2=CNC3=CC=CC=C23)NC(=O)[C@H](CCCCCCCC)NC(=O)[C@H](CC(O)=O)NC1=O)C(=O)N[C@@H](CCCCNC(=O)CCOCCOCCOCCOCCOCCOCCOCCOCCOCCOCCOCCOCCOCCOCCOCCOCCOCCOCCOCCOCCOCCC(=O)NCCCC[C@H](NC(=O)[C@@H]1CCSCC(=O)CSCC[C@H](NC(=O)[C@H](CCC(O)=O)NC(=O)[C@@H](NC(=O)[C@H](CCCC[N+](C)(C)C)NC(=O)[C@@H](NC(=O)C[H])[C@@H](C)CC)C(C)C)C(=O)N2[C@@H](C[C@]3([H])CCCC[C@]23[H])C(=O)N[C@@H](C[H])C(=O)N[C@@H](CC(O)=O)C(=O)N[C@@H](CCCCCCCC)C(=O)N[C@@H](CC2=CNC3=CC=CC=C23)C(=O)N[C@@H](CC(O)=O)C(=O)N[C@@H](CC2=CNC3=CC=CC=C23)C(=O)N1)C(=O)N[C@H](CCCNC(N)=N)C(N)=O)C(=O)N[C@H](CCCNC(N)=N)C(N)=O)NC(=O)[C@H](CCC(O)=O)NC(=O)[C@@H](NC(=O)[C@H](CCCC[N+](C)(C)C)NC(=O)[C@@H](NC(=O)C[H])[C@@H](C)CC)C(C)C						
688	D; 5542.69	X5Hcy-X13Hcy	Thioether	Carbonyl_Linker	PEG21DA; X14K; amide	---	AA++++; FF++++
688	ac-E-I-Lys_Me3-V-E-Hcy-Oic-A-D-Ogl-W-D-W-Hcy-K-dR-am (SEQ ID NO:458)						
688	[H]C[C@@H]1NC(=O)[C@@H]2C[C@]3([H])CCCC[C@]3([H])N2C(=O)[C@H](CCSCC(=O)CSCC[C@H](NC(=O)[C@H](CC2=CNC3=CC=CC=C23)NC(=O)[C@H](CC(O)=O)NC(=O)[C@H](CC2=CNC3=CC=CC=C23)NC(=O)[C@H](CCCCCCCC)NC(=O)[C@H](CC(O)=O)NC1=O)C(=O)N[C@@H](CCCCNC(=O)CCOCCOCCOCCOCCOCCOCCOCCOCCOCCOCCOCCOCCOCCOCCOCCOCCOCCOCCOCCOCCOCCC(=O)NCCCC[C@H](NC(=O)[C@@H]1CCSCC(=O)CSCC[C@H](NC(=O)[C@H](CCC(O)=O)NC(=O)[C@@H](NC(=O)[C@H](CCCC[N+](C)(C)C)NC(=O)[C@@H](NC(=O)[C@H](CCC(O)=O)NC(=O)C[H])[C@@H](C)CC)C(C)C)C(=O)N2[C@@H](C[C@]3([H])CCCC[C@]23[H])C(=O)N[C@@H](C[H])C(=O)N[C@@H](CC(O)=O)C(=O)N[C@@H](CCCCCCCC)C(=O)N[C@@H](CC2=CNC3=CC=CC=C23)C(=O)N[C@@H](CC(O)=O)C(=O)N[C@@H](CC2=CNC3=CC=CC=C23)C(=O)N1)C(=O)N[C@H](CCCNC(N)=N)C(N)=O)C(=O)N[C@H](CCCNC(N)=N)C(N)=O)NC(=O)[C@H](CCC(O)=O)NC(=O)[C@@H](NC(=O)[C@H](CCCC[N+](C)(C)C)NC(=O)[C@@H](NC(=O)[C@H](CCC(O)=O)NC(=O)C[H])[C@@H](C)CC)C(C)C						
689	D; 5241.3	X5Hhc-X13Hhc	Disulfide	---	PEG21DA; X14K; amide	SGF++++; SIF++++	AA++++; FF+++
689	ac-I-Lys_Me3-V-T-Hhc-Oic-A-D-Ogl-W-D-Trp_6Cl-Hhc-K-dR-am (SEQ ID NO:520)						
689	[H]C[C@@H]1NC(=O)[C@@H]2C[C@]3([H])CCCC[C@]3([H])N2C(=O)[C@H](CCCSSCCC[C@H](NC(=O)[C@H](CC2=CNC3=CC(Cl)=CC=C23)NC(=O)[C@H](CC(O)=O)NC(=O)[C@H](CC2=CNC3=CC=CC=C23)NC(=O)[C@H](CCCCCCCC)NC(=O)[C@H](CC(O)=O)NC1=O)C(=O)N[C@@H](CCCCNC(=O)CCOCCOCCOCCOCCOCCOCCOCCOCCOCCOCCOCCOCCOCCOCCOCCOCCOCCOCCOCCOCCOCCC(=O)NCCCC[C@H](NC(=O)[C@@H]1CCCSSCCC[C@H](NC(=O)[C@@H](NC(=O)[C@@H](NC(=O)[C@H](CCCC[N+](C)(C)C)NC(=O)[C@@H](NC(=O)C[H])[C@@H](C)CC)C(C)C)[C@@H](C)O)C(=O)N2[C@@H](C[C@]3([H])CCCC[C@]23[H])C(=O)N[C@@H](C[H])C(=O)N[C@@H](CC(O)=O)C(=O)N[C@@H](CCCCCCCC)C(=O)N[C@@H](CC2=CNC3=CC=CC=C23)C(=O)N[C@@H](CC(O)=O)C(=O)N[C@@H](CC2=CNC3=CC(Cl)=CC=C23)C(=O)N1)C(=O)N[C@H](CCCNC(N)=N)C(N)=O)C(=O)N[C@H](CCCNC(N)=N)C(N)=O)NC(=O)[C@@H](NC(=O)[C@@H](NC(=O)[C@H](CCCC[N+](C)(C)C)NC(=O)[C@@H](NC(=O)C[H])[C@@H](C)CC)C(C)C)[C@@H](C)O						
690	D; 5228.44	X5Hhc-X13Hhc	Disulfide	---	PEG21DA; X14K; amide	SGF++++; SIF++++	AA++++; FF++++
690	ac-I-Lys_Me3-V-E-Hhc-Oic-A-D-Ogl-W-D-W-Hhc-K-dR-am (SEQ ID NO:521)						

FIGURE 1.193

C#	Monomer (M) or Dimer (D) & MW (Daltons)	Cyclization Positions	Cyclization Chemical Bond	Cyclization Linker	Dimerization: Linker, Position, Chemical Bond	Stability Assays (SGF; SIF)	IC50 HEK Blue IL-17assays (AA, AF, FF)
690	[H]C[C@@H]1NC(=O)[C@@H]2C[C@]3([H])CCCC[C@]3([H])N2C(=O)[C@H](CCCSSCCC[C@H](NC(=O)[C@H](CC2=CNC3=CC=CC=C23)NC(=O)[C@H](CC(O)=O)NC(=O)[C@H](CC2=CNC3=CC=CC=C23)NC(=O)[C@H](CCCCCCCC)NC(=O)[C@H](CC(O)=O)NC1=O)C(=O)N[C@@H](CCCCNC(=O)CCOCCOCCOCCOCCOCCOCCOCCOCCOCCOCCOCCOCCOCCOCCOCCOCCOCCOCCOCCOCCC(=O)NCCCC[C@H](NC(=O)[C@@H]1CCCSSCCC[C@H](NC(=O)[C@H](CCC(O)=O)NC(=O)[C@@H](NC(=O)[C@H](CCCC[N+](C)(C)C)NC(=O)[C@@H](NC(=O)C[H])[C@@H](C)CC)C(C)C)C(=O)N2[C@@H](C[C@]3([H])CCCC[C@]23[H])C(=O)N[C@@H](C[H])C(=O)N[C@@H](CC(O)=O)C(=O)N[C@@H](CCCCCCCC)C(=O)N[C@@H](CC2=CNC3=CC=CC=C23)C(=O)N[C@@H](CC(O)=O)C(=O)N[C@@H](CC2=CNC3=CC=CC=C23)C(=O)N1)C(=O)N[C@H](CCCNC(N)=N)C(N)=O)C(=O)N[C@H](CCCNC(N)=N)C(N)=O)NC(=O)[C@H](CCC(O)=O)NC(=O)[C@@H](NC(=O)[C@H](CCCC[N+](C)(C)C)NC(=O)[C@@H](NC(=O)C[H])[C@@H](C)CC)C(C)C						
691	D; 5380.63	X5Hcy-X13Hcy	Thioether	Propane_Linker	PEG21DA; X14K; amide	---	AA++++; FF++++
691	ac-I-Lys_Me3-V-Phe_4COOH-Hcy-Oic-A-D-Ogl-W-D-W-Hcy-K-dR-am (SEQ ID NO:522)						
691	[H]C[C@@H]1NC(=O)[C@@H]2C[C@]3([H])CCCC[C@]3([H])N2C(=O)[C@H](CCSCCCSCC[C@H](NC(=O)[C@H](CC2=CNC3=CC=CC=C23)NC(=O)[C@H](CC(O)=O)NC(=O)[C@H](CC2=CNC3=CC=CC=C23)NC(=O)[C@H](CCCCCCCC)NC(=O)[C@H](CC(O)=O)NC1=O)C(=O)N[C@@H](CCCCNC(=O)CCOCCOCCOCCOCCOCCOCCOCCOCCOCCOCCOCCOCCOCCOCCOCCOCCOCCOCCOCCOCCC(=O)NCCCC[C@H](NC(=O)[C@@H]1CCSCCCSCC[C@H](NC(=O)[C@H](CC2=CC=C(C=C2)C(O)=O)NC(=O)[C@@H](NC(=O)[C@H](CCCC[N+](C)(C)C)NC(=O)[C@@H](NC(=O)C[H])[C@@H](C)CC)C(C)C)C(=O)N2[C@@H](C[C@]3([H])CCCC[C@]23[H])C(=O)N[C@@H](C[H])C(=O)N[C@@H](CC(O)=O)C(=O)N[C@@H](CCCCCCCC)C(=O)N[C@@H](CC2=CNC3=CC=CC=C23)C(=O)N[C@@H](CC(O)=O)C(=O)N[C@@H](CC2=CNC3=CC=CC=C23)C(=O)N1)C(=O)N[C@H](CCCNC(N)=N)C(N)=O)C(=O)N[C@H](CCCNC(N)=N)C(N)=O)NC(=O)[C@H](CC1=CC=C(C=C1)C(O)=O)NC(=O)[C@@H](NC(=O)[C@H](CCCC[N+](C)(C)C)NC(=O)[C@@H](NC(=O)C[H])[C@@H](C)CC)C(C)C						
692	D; 5284.42	X5Hcy-X13Hcy	Thioether	Propane_Linker	PEG21DA; X14K; amide	---	AA++++; FF++++
692	ac-I-Q-EtOMe-Tle-N-Hcy-Oic-A-D-Ogl-W-D-W-Hcy-K-dR-am (SEQ ID NO:523)						
692	[H]NC(=O)C[C@H](NC(=O)[C@@H](NC(=O)[C@H](CCC(=O)NCCOC)NC(=O)[C@@]([H])(NC(C)=O)[C@@H](C)CC)C(C)(C)C)C(=O)N[C@H]1CCSCCCSCC[C@H](NC(=O)[C@H](CC2=CN([H])C3=C2C=CC=C3)NC(=O)[C@H](CC(O)=O)NC(=O)[C@H](CC2=CN([H])C3=C2C=CC=C3)NC(=O)[C@H](CCCCCCCC)NC(=O)[C@H](CC(O)=O)NC(=O)[C@H](C)NC(=O)[C@@H]2CC3CCCCC3N2C1=O)C(=O)N[C@@H](CCCCNC(=O)CCOCCOCCOCCOCCOCCOCCOCCOCCOCCOCCOCCOCCOCCOCCOCCOCCOCCOCCOCCOCCOCCC(=O)NCCCC[C@H](NC(=O)[C@@H]1CCSCCCSCC[C@H](NC(=O)[C@H](CC(=O)N[H])NC(=O)[C@@H](NC(=O)[C@H](CCC(=O)NCCOC)NC(=O)[C@@]([H])(NC(C)=O)[C@@H](C)CC)C(C)(C)C)C(=O)N2C3CCCCC3C[C@H]2C(=O)N[C@@H](C)C(=O)N[C@@H](CC(O)=O)C(=O)N[C@@H](CCCCCCCC)C(=O)N[C@@H](CC2=CN([H])C3=C2C=CC=C3)C(=O)N[C@@H](CC(O)=O)C(=O)N[C@@H](CC2=CN([H])C3=C2C=CC=C3)C(=O)N1)C(=O)N[C@H](CCCN=C(N)N[H])C(N)=O)C(=O)N[C@H](CCCN=C(N)N[H])C(N)=O						
693	D; 5254.52	X5Hcy-X13Hcy	Thioether	Propane_Linker	PEG21DA; X14K; amide	SGF++++; SIF++++	AA++++; FF++++
693	ac-I-Lys_Me3-Tle-N-Hcy-Oic-A-D-Ogl-W-D-W-Hcy-K-dR-am (SEQ ID NO:524)						

FIGURE 1.194

C#	Monomer (M) or Dimer (D) & MW (Daltons)	Cyclization Positions	Cyclization Chemical Bond	Cyclization Linker	Dimerization: Linker, Position, Chemical Bond	Stability Assays (SGF; SIF)	IC50 HEK Blue IL-17assays (AA, AF, FF)
693	[H]C[C@@H]1NC(=O)[C@@H]2C[C@]3([H])CCCC[C@]3([H])N2C(=O)[C@H](CCSCCCSCC[C@H](NC(=O)[C@H](CC2=CNC3=CC=CC=C23)NC(=O)[C@H](CC(O)=O)NC(=O)[C@H](CC2=CNC3=CC=CC=C23)NC(=O)[C@H](CCCCCCCC)NC(=O)[C@H](CC(O)=O)NC1=O)C(=O)N[C@@H](CCCCNC(=O)CCOCCOCCOCCOCCOCCOCCOCCOCCOCCOCCOCCOCCOCCOCCOCCOCCOCCOCCOCCOCCOCCC(=O)NCCCC[C@H](NC(=O)[C@@H]1CCSCCCSCC[C@H](NC(=O)[C@H](CC(N)=O)NC(=O)[C@@H](NC(=O)[C@H](CCCC[N+](C)(C)C)NC(=O)[C@@H](NC(=O)C[H])[C@@H](C)CC)C(C)(C)C)C(=O)N2[C@@H](C[C@]3([H])CCCC[C@]23[H])C(=O)N[C@@H](C[H])C(=O)N[C@@H](CC(O)=O)C(=O)N[C@@H](CCCCCCCC)C(=O)N[C@@H](CC2=CNC3=CC=CC=C23)C(=O)N[C@@H](CC(O)=O)C(=O)N[C@@H](CC2=CNC3=CC=CC=C23)C(=O)N1)C(=O)N[C@H](CCCNC(N)=N)C(N)=O)C(=O)N[C@H](CCCNC(N)=N)C(N)=O)NC(=O)[C@H](CC(N)=O)NC(=O)[C@@H](NC(=O)[C@H](CCCC[N+](C)(C)C)NC(=O)[C@@H](NC(=O)C[H])[C@@H](C)CC)C(C)(C)C						
694	D; 5362.49	X5Hcy-X13Hcy	Thioether	Propane_Linker	PEG21DA; X14K; amide	---	AA++++; FF++++
694	ac-Cyclopropyl_Ala-Q-Tle-N-Hcy-Oic-Lys_Ac-D-Ogl-W-D-W-Hcy-K-dR-am (SEQ ID NO:525)						
694	[H]CC(=O)NCCCC[C@@H]1NC(=O)[C@@H]2CC3CCCCC3N2C(=O)[C@H](CCSCCCSCC[C@H](NC(=O)[C@H](CC2=CN([H])C3=C2C=CC=C3)NC(=O)[C@H](CC(O)=O)NC(=O)[C@H](CC2=CN([H])C3=C2C=CC=C3)NC(=O)[C@H](CCCCCCCC)NC(=O)[C@H](CC(O)=O)NC1=O)C(=O)N[C@@H](CCCCNC(=O)CCOCCOCCOCCOCCOCCOCCOCCOCCOCCOCCOCCOCCOCCOCCOCCOCCOCCOCCOCCOCCOCCC(=O)NCCCC[C@H](NC(=O)[C@@H]1CCSCCCSCC[C@H](NC(=O)[C@H](CC(=O)N[H])NC(=O)[C@@H](NC(=O)[C@H](CCC(=O)N[H])NC(=O)[C@H](CC2CC2)NC(C)=O)C(C)(C)C)C(=O)N2C3CCCCC3C[C@H]2C(=O)N[C@@H](CCCCNC(=O)C[H])C(=O)N[C@@H](CC(O)=O)C(=O)N[C@@H](CCCCCCCC)C(=O)N[C@@H](CC2=CN([H])C3=C2C=CC=C3)C(=O)N[C@@H](CC(O)=O)C(=O)N[C@@H](CC2=CN([H])C3=C2C=CC=C3)C(=O)N1)C(=O)N[C@H](CCCN=C(N)N[H])C(N)=O)C(=O)N[C@H](CCCN=C(N)N[H])C(N)=O)NC(=O)[C@H](CC(=O)N[H])NC(=O)[C@@H](NC(=O)[C@H](CCC(=O)N[H])NC(=O)[C@H](CC1CC1)NC(C)=O)C(C)(C)C						
695	D; 5278.33	X5Hcy-X13Hcy	Thioether	Propane_Linker	PEG21DA; X14K; amide	---	AA++++; FF++++
695	ac-Cyclopropyl_Ala-Q-Tle-N-Hcy-Oic-Q-D-Ogl-W-D-W-Hcy-K-dR-am (SEQ ID NO:526)						
695	[H]NC(=O)CC[C@H](NC(=O)[C@H](CC1CC1)NC(C)=O)C(=O)N[C@H](C(=O)N[C@@H](CC(=O)N[H])C(=O)N[C@H]1CCSCCCSCC[C@H](NC(=O)[C@H](CC2=CN([H])C3=C2C=CC=C3)NC(=O)[C@H](CC(O)=O)NC(=O)[C@H](CC2=CN([H])C3=C2C=CC=C3)NC(=O)[C@H](CCCCCCCC)NC(=O)[C@H](CC(O)=O)NC(=O)[C@H](CCC(=O)N[H])NC(=O)[C@@H]2CC3CCCCC3N2C1=O)C(=O)N[C@@H](CCCCNC(=O)CCOCCOCCOCCOCCOCCOCCOCCOCCOCCOCCOCCOCCOCCOCCOCCOCCOCCOCCOCCOCCOCCC(=O)NCCCC[C@H](NC(=O)[C@@H]1CCSCCCSCC[C@H](NC(=O)[C@H](CC(=O)N[H])NC(=O)[C@@H](NC(=O)[C@H](CCC(=O)N[H])NC(=O)[C@H](CC2CC2)NC(C)=O)C(C)(C)C)C(=O)N2C3CCCCC3C[C@H]2C(=O)N[C@@H](CCC(=O)N[H])C(=O)N[C@@H](CC(O)=O)C(=O)N[C@@H](CCCCCCCC)C(=O)N[C@@H](CC2=CN([H])C3=C2C=CC=C3)C(=O)N[C@@H](CC(O)=O)C(=O)N[C@@H](CC2=CN([H])C3=C2C=CC=C3)C(=O)N1)C(=O)N[C@H](CCCN=C(N)N[H])C(N)=O)C(=O)N[C@H](CCCN=C(N)N[H])C(N)=O)C(C)(C)C						
696	D; 5506.75	X5Hcy-X13Hcy	Thioether	Propane_Linker	PEG21DA; X14K; amide	---	AA++++; FF++++
696	ac-Lys_Me3-Cyclopropyl_Ala-Q-Tle-N-Hcy-Oic-A-D-Ogl-W-D-W-Hcy-K-dR-am (SEQ ID NO:527)						

FIGURE 1.195

C#	Monomer (M) or Dimer (D) & MW (Daltons)	Cyclization Positions	Cyclization Chemical Bond	Cyclization Linker	Dimerization: Linker, Position, Chemical Bond	Stability Assays (SGF; SIF)	IC50 HEK Blue IL-17assays (AA, AF, FF)
696	[H]NC(=O)CC[C@H](NC(=O)[C@H](CC1CC1)NC(=O)[C@H](CCCC[N+](C)(C)C)NC(C)=O)C(=O)N[C@H](C(=O)N[C@@H](CC(=O)N[H])C(=O)N[C@H]1CCSCCCSCC[C@H](NC(=O)[C@H](CC2=CN([H])C3=C2C=CC=C3)NC(=O)[C@H](CC(O)=O)NC(=O)[C@H](CC2=CN([H])C3=C2C=CC=C3)NC(=O)[C@H](CCCCCCCC)NC(=O)[C@H](CC(O)=O)NC(=O)[C@H](C)NC(=O)[C@@H]2CC3CCCCC3N2C1=O)C(=O)N[C@@H](CCCCNC(=O)CCOCCOCCOCCOCCOCCOCCOCCOCCOCCOCCOCCOCCOCCOCCOCCOCCOCCOCCOCCOCCC(=O)NCCCC[C@H](NC(=O)[C@@H]1CCSCCCSCC[C@H](NC(=O)[C@H](CC(=O)N[H])NC(=O)[C@@H](NC(=O)[C@H](CCC(=O)N[H])NC(=O)[C@H](CC2CC2)NC(=O)[C@H](CCCC[N+](C)(C)C)NC(C)=O)C(C)(C)C)C(=O)N2C3CCCCC3C[C@H]2C(=O)N[C@@H](C)C(=O)N[C@@H](CC(O)=O)C(=O)N[C@@H](CCCCCCCC)C(=O)N[C@@H](CC2=CN([H])C3=C2C=CC=C3)C(=O)N[C@@H](CC(O)=O)C(=O)N[C@@H](CC2=CN([H])C3=C2C=CC=C3)C(=O)N1)C(=O)N[C@H](CCCN=C(N)N[H])C(N)=O)C(=O)N[C@H](CCCN=C(N)N[H])C(N)=O)C(C)(C)C						
697	D; 5420.49	X5Hcy-X13Hcy	Thioether	Propane_Linker	PEG21DA; X14K; amide	---	AA++++; FF+++
697	ac-Q-Cyclopropyl_Ala-Q-Tle-N-Hcy-Oic-A-D-Ogl-W-D-W-Hcy-K-dR-am (SEQ ID NO:528)						
697	[H]NC(=O)CC[C@H](NC(C)=O)C(=O)N[C@@H](CC1CC1)C(=O)N[C@@H](CCC(=O)N[H])C(=O)N[C@H](C(=O)N[C@@H](CC(=O)N[H])C(=O)N[C@H]1CCSCCCSCC[C@H](NC(=O)[C@H](CC2=CN([H])C3=C2C=CC=C3)NC(=O)[C@H](CC(O)=O)NC(=O)[C@H](CC2=CN([H])C3=C2C=CC=C3)NC(=O)[C@H](CCCCCCCC)NC(=O)[C@H](CC(O)=O)NC(=O)[C@H](C)NC(=O)[C@@H]2CC3CCCCC3N2C1=O)C(=O)N[C@@H](CCCCNC(=O)CCOCCOCCOCCOCCOCCOCCOCCOCCOCCOCCOCCOCCOCCOCCOCCOCCOCCOCCOCCOCCC(=O)NCCCC[C@H](NC(=O)[C@@H]1CCSCCCSCC[C@H](NC(=O)[C@H](CC(=O)N[H])NC(=O)[C@@H](NC(=O)[C@H](CCC(=O)N[H])NC(=O)[C@H](CC2CC2)NC(=O)[C@H](CCC(=O)N[H])NC(C)=O)C(C)(C)C)C(=O)N2C3CCCCC3C[C@H]2C(=O)N[C@@H](C)C(=O)N[C@@H](CC(O)=O)C(=O)N[C@@H](CCCCCCCC)C(=O)N[C@@H](CC2=CN([H])C3=C2C=CC=C3)C(=O)N[C@@H](CC(O)=O)C(=O)N[C@@H](CC2=CN([H])C3=C2C=CC=C3)C(=O)N1)C(=O)N[C@H](CCCN=C(N)N[H])C(N)=O)C(=O)N[C@H](CCCN=C(N)N[H])C(N)=O)C(C)(C)C						
698	D; 5224.58	X5Hcy-X13Hcy	Thioether	Propane_Linker	PEG21DA; X14K; amide	---	AA++++; FF+++
698	ac-I-Lys_Me3-Tle-E-Hcy-Oic-A-D-Ogl-W-Aib-W-Hcy-K-dR-am (SEQ ID NO:529)						
698	[H]C[C@@H]1NC(=O)[C@@H]2C[C@]3([H])CCCC[C@]3([H])N2C(=O)[C@H](CCSCCCSCC[C@H](NC(=O)[C@H](CC2=CNC3=CC=CC=C23)NC(=O)C(C)(C)NC(=O)[C@H](CC2=CNC3=CC=CC=C23)NC(=O)[C@H](CCCCCCCC)NC(=O)[C@H](CC(O)=O)NC1=O)C(=O)N[C@@H](CCCCNC(=O)CCOCCOCCOCCOCCOCCOCCOCCOCCOCCOCCOCCOCCOCCOCCOCCOCCOCCOCCOCCOCCC(=O)NCCCC[C@H](NC(=O)[C@@H]1CCSCCCSCC[C@H](NC(=O)[C@H](CCC(O)=O)NC(=O)[C@@H](NC(=O)[C@H](CCCC[N+](C)(C)C)NC(=O)[C@@H](NC(=O)C[H])[C@@H](C)CC)C(C)(C)C)C(=O)N2[C@@H](C[C@]3([H])CCCC[C@]23[H])C(=O)N[C@@H](C[H])C(=O)N[C@@H](CC(O)=O)C(=O)N[C@@H](CCCCCCCC)C(=O)N[C@@H](CC2=CNC3=CC=CC=C23)C(=O)NC(C)(C)C(=O)N[C@@H](CC2=CNC3=CC=CC=C23)C(=O)N1)C(=O)N[C@H](CCCNC(N)=N)C(N)=O)C(=O)N[C@H](CCCNC(N)=N)C(N)=O)NC(=O)[C@H](CCC(O)=O)NC(=O)[C@@H](NC(=O)[C@H](CCCC[N+](C)(C)C)NC(=O)[C@@H](NC(=O)C[H])[C@@H](C)CC)C(C)(C)C						
699	D; 5298.464	X5O3S_Reduced - X13O3S_Reduced	Carbon-carbon single	---	PEG21DA; X14K; amide	SGF++++; SIF++++	AA++++; FF++++

FIGURE 1.196

C#	Monomer (M) or Dimer (D) & MW (Daltons)	Cyclization Positions	Cyclization Chemical Bond	Cyclization Linker	Dimerization: Linker, Position, Chemical Bond	Stability Assays (SGF; SIF)	IC50 HEK Blue IL-17assays (AA, AF, FF)
699	ac-Sar-I-Lys_Me3-V-E-O3S_Reduced-Oic-A-D-Ogl-W-D-W-O3S_Reduced-K-dR-am (SEQ ID NO:530)						
699	[H]CC(=O)N(C)CC(=O)N[C@@]([H])([C@@H](C)CC)C(=O)N[C@@H](CCCC[N+](C)(C)C)C(=O)N[C@@H](C(C)C)C(=O)N[C@@H](CCC(O)=O)C(=O)N[C@H]1CCCCCCCC[C@H](NC(=O)[C@H](CC2=CN([H])C3=C2C=CC=C3)NC(=O)[C@H](CC(O)=O)NC(=O)[C@H](CC2=CN([H])C3=C2C=CC=C3)NC(=O)[C@H](CCCCCCCC)NC(=O)[C@H](CC(O)=O)NC(=O)[C@H](C)NC(=O)[C@@H]2C[C@]3([H])CCCC[C@]3([H])N2C1=O)C(=O)N[C@@H](CCCCNC(=O)CCOCCOCCOCCOCCOCCOCCOCCOCCOCCOCCOCCOCCOCCOCCOCCOCCOCCOCCOCCOCCOCCC(=O)NCCCC[C@H](NC(=O)[C@@H]1CCCCCCCC[C@H](NC(=O)[C@H](CCC(O)=O)NC(=O)[C@@H](NC(=O)[C@H](CCCC[N+](C)(C)C)NC(=O)[C@@]([H])(NC(=O)CN(C)C(=O)C[H])[C@@H](C)CC)C(C)C)C(=O)N2[C@@H](C[C@]3([H])CCCC[C@]23[H])C(=O)N[C@@H](C)C(=O)N[C@@H](CC(O)=O)C(=O)N[C@@H](CCCCCCCC)C(=O)N[C@@H](CC2=CN([H])C3=C2C=CC=C3)C(=O)N[C@@H](CC(O)=O)C(=O)N[C@@H](CC2=CN([H])C3=C2C=CC=C3)C(=O)N1)C(=O)N[C@H](CCCNC(N)=N)C(N)=O)C(=O)N[C@H](CCCNC(N)=N)C(N)=O						
700	D; 5236.221	X5O3S-X13O3S	Carbon-carbon double	---	PEG21DA; X14K; amide	SGF+; SIF++++	AA++++; FF++++
700	ac-Sar-Tba-Q-V-E-O3S-Oic-A-D-Ogl-W-D-W-O3S-K-dR-am (SEQ ID NO:531)						
700	[H]C[C@@H]1NC(=O)[C@@H]2C[C@]3([H])CCCC[C@]3([H])N2C(=O)[C@H](CCC\C=C/CCC[C@H](NC(=O)[C@H](CC2=CNC3=CC=CC=C23)NC(=O)[C@H](CC(O)=O)NC(=O)[C@H](CC2=CNC3=CC=CC=C23)NC(=O)[C@H](CCCCCCCC)NC(=O)[C@H](CC(O)=O)NC1=O)C(=O)N[C@@H](CCCCNC(=O)CCOCCOCCOCCOCCOCCOCCOCCOCCOCCOCCOCCOCCOCCOCCOCCOCCOCCOCCOCCOCCOCCC(=O)NCCCC[C@H](NC(=O)[C@@H]1CCC\C=C/CCC[C@H](NC(=O)[C@H](CCC(O)=O)NC(=O)[C@@H](NC(=O)[C@H](CCC(N)=O)NC(=O)[C@H](CC(C)(C)C)NC(=O)CN(C)C(=O)C[H])C(C)C)C(=O)N2[C@@H](C[C@]3([H])CCCC[C@]23[H])C(=O)N[C@@H](C[H])C(=O)N[C@@H](CC(O)=O)C(=O)N[C@@H](CCCCCCCC)C(=O)N[C@@H](CC2=CNC3=CC=CC=C23)C(=O)N[C@@H](CC(O)=O)C(=O)N[C@@H](CC2=CNC3=CC=CC=C23)C(=O)N1)C(=O)N[C@H](CCCNC(N)=N)C(N)=O)C(=O)N[C@H](CCCNC(N)=N)C(N)=O)NC(=O)[C@H](CCC(O)=O)NC(=O)[C@@H](NC(=O)[C@H](CCC(N)=O)NC(=O)[C@H](CC(C)(C)C)NC(=O)CN(C)C(=O)C[H])C(C)C						
701	D; 5268.307	X5O3S_Reduced - X13O3S_Reduced	Carbon-carbon single	---	PEG21DA; X14K; amide	SGF+; SIF++++	AA++++; FF++++
701	ac-Sar-Tba-Q-Tle-E-O3S_Reduced-Oic-A-D-Ogl-W-D-W-O3S_Reduced-dR-am (SEQ ID NO:532)						
701	[H]CC(=O)N(C)CC(=O)N[C@@H](CC(C)(C)C)C(=O)N[C@@H](CCC(=O)N[H])C(=O)N[C@H](C(=O)N[C@@H](CCC(O)=O)C(=O)N[C@H]1CCCCCCCC[C@H](NC(=O)[C@H](CC2=CN([H])C3=C2C=CC=C3)NC(=O)[C@H](CC(O)=O)NC(=O)[C@H](CC2=CN([H])C3=C2C=CC=C3)NC(=O)[C@H](CCCCCCCC)NC(=O)[C@H](CC(O)=O)NC(=O)[C@H](C)NC(=O)[C@@H]2C[C@]3([H])CCCC[C@]3([H])N2C1=O)C(=O)N[C@@H](CCCCNC(=O)CCOCCOCCOCCOCCOCCOCCOCCOCCOCCOCCOCCOCCOCCOCCOCCOCCOCCOCCOCCOCCOCCC(=O)NCCCC[C@H](NC(=O)[C@@H]1CCCCCCCC[C@H](NC(=O)[C@H](CCC(O)=O)NC(=O)[C@@H](NC(=O)[C@H](CCC(=O)N[H])NC(=O)[C@H](CC(C)(C)C)NC(=O)CN(C)C(=O)C[H])C(C)(C)C)C(=O)N2[C@@H](C[C@]3([H])CCCC[C@]23[H])C(=O)N[C@@H](C)C(=O)N[C@@H](CC(O)=O)C(=O)N[C@@H](CCCCCCCC)C(=O)N[C@@H](CC2=CN([H])C3=C2C=CC=C3)C(=O)N[C@@H](CC(O)=O)C(=O)N[C@@H](CC2=CN([H])C3=C2C=CC=C3)C(=O)N1)C(=O)N[C@H](CCCNC(N)=N)C(N)=O)C(=O)N[C@H](CCCNC(N)=N)C(N)=O)C(C)(C)C						

FIGURE 1.197

C#	Monomer (M) or Dimer (D) & MW (Daltons)	Cyclization Positions	Cyclization Chemical Bond	Cyclization Linker	Dimerization: Linker, Position, Chemical Bond	Stability Assays (SGF; SIF)	IC50 HEK Blue IL-17assays (AA, AF, FF)
702	D; 5264.275	X5O3S - X13O3S_Me	Carbon-carbon double	---	PEG21DA; X14K; amide	SGF+; SIF++++	AA++++; FF++++
702	ac-Sar-I-Q-Tle-E-O3S-Oic-A-D-Ogl-W-D-W-O3S_Me-K-dR-am (SEQ ID NO:533)						
702	[H]CC(=O)N(C)CC(=O)N[C@@]([H])([C@@H](C)CC)C(=O)N[C@@H](CCC(=O)N[H])C(=O)N[C@H](C(=O)N[C@@H](CCC(O)=O)C(=O)N[C@H]1CCC\C=C/CCC[C@](C)(NC(=O)[C@H](CC2=CN([H])C3=C2C=CC=C3)NC(=O)[C@H](CC(O)=O)NC(=O)[C@H](CC2=CN([H])C3=C2C=CC=C3)NC(=O)[C@H](CCCCCCCC)NC(=O)[C@H](CC(O)=O)NC(=O)[C@H](C)NC(=O)[C@@H]2C[C@]3([H])CCCC[C@]3([H])N2C1=O)C(=O)N[C@@H](CCCCNC(=O)CCOCCOCCOCCOCCOCCOCCOCCOCCOCCOCCOCCOCCOCCOCCOCCOCCOCCOCCOCCOCCOCCC(=O)NCCCC[C@H](NC(=O)[C@]1(C)CCC\C=C/CCC[C@H](NC(=O)[C@H](CCC(O)=O)NC(=O)[C@@H](NC(=O)[C@H](CCC(=O)N[H])NC(=O)[C@@]([H])(NC(=O)CN(C)C(=O)C[H])[C@@H](C)CC)C(C)(C)C)C(=O)N2[C@@H](C[C@]3([H])CCCC[C@]23[H])C(=O)N[C@@H](C)C(=O)N[C@@H](CC(O)=O)C(=O)N[C@@H](CCCCCCCC)C(=O)N[C@@H](CC2=CN([H])C3=C2C=CC=C3)C(=O)N[C@@H](CC(O)=O)C(=O)N[C@@H](CC2=CN([H])C3=C2C=CC=C3)C(=O)N1)C(=O)N[C@H](CCCNC(N)=N)C(N)=O)C(=O)N[C@H](CCCNC(N)=N)C(N)=O)C(C)(C)C						
703	D; 5284.55	X5Hcy-X13Hcy	Thioether	Propane_Linker	PEG21DA; X14K; amide	---	AA++++; FF++++
703	ac-I-Lys_Me3-V-Glu_OMe-Hcy-Oic-A-D-Ogl-W-D-W-Hcy-K-dR-am (SEQ ID NO:534)						
703	[H]C[C@@H]1NC(=O)[C@@H]2C[C@]3([H])CCCC[C@]3([H])N2C(=O)[C@H](CCSCCCSCC[C@H](NC(=O)[C@H](CC2=CNC3=CC=CC=C23)NC(=O)[C@H](CC(O)=O)NC(=O)[C@H](CC2=CNC3=CC=CC=C23)NC(=O)[C@H](CCCCCCCC)NC(=O)[C@H](CC(O)=O)NC1=O)C(=O)N[C@@H](CCCCNC(=O)CCOCCOCCOCCOCCOCCOCCOCCOCCOCCOCCOCCOCCOCCOCCOCCOCCOCCOCCOCCOCCOCCOCCC(=O)NCCCC[C@H](NC(=O)[C@@H]1CCSCCCSCC[C@H](NC(=O)[C@H](CCC(=O)OC)NC(=O)[C@@H](NC(=O)[C@H](CCCC[N+](C)(C)C)NC(=O)[C@@H](NC(=O)C[H])[C@@H](C)CC)C(C)C)C(=O)N2[C@@H](C[C@]3([H])CCCC[C@]23[H])C(=O)N[C@@H](C[H])C(=O)N[C@@H](CC(O)=O)C(=O)N[C@@H](CCCCCCCC)C(=O)N[C@@H](CC2=CNC3=CC=CC=C23)C(=O)N[C@@H](CC(O)=O)C(=O)N[C@@H](CC2=CNC3=CC=CC=C23)C(=O)N1)C(=O)N[C@H](CCCNC(N)=N)C(N)=O)C(=O)N[C@H](CCCNC(N)=N)C(N)=O)NC(=O)[C@H](CCC(=O)OC)NC(=O)[C@@H](NC(=O)[C@H](CCCC[N+](C)(C)C)NC(=O)[C@@H](NC(=O)C[H])[C@@H](C)CC)C(C)C						
704	D; 5570.83	X5Hcy-X13Hcy	Thioether	Propane_Linker	PEG21DA; X14K; amide	---	AA++++; FF++++
704	ac-Glu_OMe-I-Lys_Me3-V-Glu_OMe-Hcy-Oic-A-D-Ogl-W-D-W-Hcy-K-dR-am (SEQ ID NO:535)						
704	[H]C[C@@H]1NC(=O)[C@@H]2C[C@]3([H])CCCC[C@]3([H])N2C(=O)[C@H](CCSCCCSCC[C@H](NC(=O)[C@H](CC2=CNC3=CC=CC=C23)NC(=O)[C@H](CC(O)=O)NC(=O)[C@H](CC2=CNC3=CC=CC=C23)NC(=O)[C@H](CCCCCCCC)NC(=O)[C@H](CC(O)=O)NC1=O)C(=O)N[C@@H](CCCCNC(=O)CCOCCOCCOCCOCCOCCOCCOCCOCCOCCOCCOCCOCCOCCOCCOCCOCCOCCOCCOCCOCCOCCOCCC(=O)NCCCC[C@H](NC(=O)[C@@H]1CCSCCCSCC[C@H](NC(=O)[C@H](CCC(=O)OC)NC(=O)[C@@H](NC(=O)[C@H](CCCC[N+](C)(C)C)NC(=O)[C@@H](NC(=O)[C@H](CCC(=O)OC)NC(=O)C[H])[C@@H](C)CC)C(C)C)C(=O)N2[C@@H](C[C@]3([H])CCCC[C@]23[H])C(=O)N[C@@H](C[H])C(=O)N[C@@H](CC(O)=O)C(=O)N[C@@H](CCCCCCCC)C(=O)N[C@@H](CC2=CNC3=CC=CC=C23)C(=O)N[C@@H](CC(O)=O)C(=O)N[C@@H](CC2=CNC3=CC=CC=C23)C(=O)N1)C(=O)N[C@H](CCCNC(N)=N)C(N)=O)C(=O)N[C@H](CCCNC(N)=N)C(N)=O)NC(=O)[C@H](CCC(=O)OC)NC(=O)[C@@H](NC(=O)[C@H](CCCC[N+](C)(C)C)NC(=O)[C@@H](NC(=O)[C@H](CCC(=O)OC)NC(=O)C[H])[C@@H](C)CC)C(C)C						

FIGURE 1.198

C#	Monomer (M) or Dimer (D) & MW (Daltons)	Cyclization Positions	Cyclization Chemical Bond	Cyclization Linker	Dimerization: Linker, Position, Chemical Bond	Stability Assays (SGF; SIF)	IC50 HEK Blue IL-17assays (AA, AF, FF)
705	D; 5478.57	X5Hcy-X13Hcy	Thioether	Cyclopropane_Linker	PEG21DA; X14K; amide	---	AA++++; FF++++
705	ac-E-I-Q-Tle-N-Hcy-Oic-A-D-Ogl-W-D-W-Hcy-K-dR-am (SEQ ID NO:536)						
705	[H]C[C@@H]1NC(=O)[C@@H]2C[C@]3([H])CCCC[C@]3([H])N2C(=O)[C@H](CCSCC2(CC2)CSCC[C@H](NC(=O)[C@H](CC2=CNC3=CC=CC=C23)NC(=O)[C@H](CC(O)=O)NC(=O)[C@H](CC2=CNC3=CC=CC=C23)NC(=O)[C@H](CCCCCCCC)NC(=O)[C@H](CC(O)=O)NC1=O)C(=O)N[C@@H](CCCCNC(=O)CCOCCOCCOCCOCCOCCOCCOCCOCCOCCOCCOCCOCCOCCOCCOCCOCCOCCOCCOCCOCCC(=O)NCCCC[C@H](NC(=O)[C@@H]1CCSCC2(CC2)CSCC[C@H](NC(=O)[C@H](CC(N)=O)NC(=O)[C@@H](NC(=O)[C@H](CCC(N)=O)NC(=O)[C@@H](NC(=O)[C@H](CCC(O)=O)NC(=O)C[H])[C@@H](C)CC)C(C)(C)C)C(=O)N2[C@@H](C[C@]3([H])CCCC[C@]23[H])C(=O)N[C@@H](C[H])C(=O)N[C@@H](CC(O)=O)C(=O)N[C@@H](CCCCCCCC)C(=O)N[C@@H](CC2=CNC3=CC=CC=C23)C(=O)N[C@@H](CC(O)=O)C(=O)N[C@@H](CC2=CNC3=CC=CC=C23)C(=O)N1)C(=O)N[C@H](CCCNC(N)=N)C(N)=O)C(=O)N[C@H](CCCNC(N)=N)C(N)=O)NC(=O)[C@H](CC(N)=O)NC(=O)[C@@H](NC(=O)[C@H](CCC(N)=O)NC(=O)[C@@H](NC(=O)[C@H](CCC(O)=O)NC(=O)C[H])[C@@H](C)CC)C(C)(C)C						
706	D; 5346.54	X5Hcy-X13Hcy	Thioether	Propane_Linker	PEG21DA; X14K; amide	---	AA++++; FF+++
706	ac-I-H-Tle-N-Hcy-Oic-Oic-D-Ogl-W-D-W-Hcy-K-dR-am (SEQ ID NO:537)						
706	[H]CC(=O)N[C@@H]([C@@H](C)CC)C(=O)N[C@@H](CC1=CN=CN1)C(=O)N[C@H](C(=O)N[C@@H](CC(N)=O)C(=O)N[C@H]1CCSCCCSCC[C@H](NC(=O)[C@H](CC2=CNC3=CC=CC=C23)NC(=O)[C@H](CC(O)=O)NC(=O)[C@H](CC2=CNC3=CC=CC=C23)NC(=O)[C@H](CCCCCCCC)NC(=O)[C@H](CC(O)=O)NC(=O)[C@@H]2C[C@]3([H])CCCC[C@]3([H])N2C(=O)[C@@H]2C[C@]3([H])CCCC[C@]3([H])N2C1=O)C(=O)N[C@@H](CCCCNC(=O)CCOCCOCCOCCOCCOCCOCCOCCOCCOCCOCCOCCOCCOCCOCCOCCOCCOCCOCCOCCOCCC(=O)NCCCC[C@H](NC(=O)[C@@H]1CCSCCCSCC[C@H](NC(=O)[C@H](CC(N)=O)NC(=O)[C@@H](NC(=O)[C@H](CC2=CN=CN2)NC(=O)[C@@H](NC(=O)C[H])[C@@H](C)CC)C(C)(C)C)C(=O)N2[C@@H](C[C@]3([H])CCCC[C@]23[H])C(=O)N2[C@@H](C[C@]3([H])CCCC[C@]23[H])C(=O)N[C@@H](CC(O)=O)C(=O)N[C@@H](CCCCCCCC)C(=O)N[C@@H](CC2=CNC3=CC=CC=C23)C(=O)N[C@@H](CC(O)=O)C(=O)N[C@@H](CC2=CNC3=CC=CC=C23)C(=O)N1)C(=O)N[C@H](CCCNC(N)=N)C(N)=O)C(=O)N[C@H](CCCNC(N)=N)C(N)=O)C(C)(C)C						
707	D; 5254.52	X5Hcy-X13Hcy	Thioether	Propane_Linker	PEG21DA; X14K; amide	SGF++++; SIF++++	AA++++; FF++++
707	ac-V-Lys_Me3-Tle-N-Hcy-Oic-A-D-Ogl-W-E-W-Hcy-K-dR-am (SEQ ID NO:538)						
707	[H]C[C@@H]1NC(=O)[C@@H]2C[C@]3([H])CCCC[C@]3([H])N2C(=O)[C@H](CCSCCCSCC[C@H](NC(=O)[C@H](CC2=CNC3=CC=CC=C23)NC(=O)[C@H](CCC(O)=O)NC(=O)[C@H](CC2=CNC3=CC=CC=C23)NC(=O)[C@H](CCCCCCCC)NC(=O)[C@H](CC(O)=O)NC1=O)C(=O)N[C@@H](CCCCNC(=O)CCOCCOCCOCCOCCOCCOCCOCCOCCOCCOCCOCCOCCOCCOCCOCCOCCOCCOCCOCCOCCC(=O)NCCCC[C@H](NC(=O)[C@@H]1CCSCCCSCC[C@H](NC(=O)[C@H](CC(N)=O)NC(=O)[C@@H](NC(=O)[C@H](CCCC[N+](C)(C)C)NC(=O)[C@@H](NC(=O)C[H])C(C)C)C(C)(C)C)C(=O)N2[C@@H](C[C@]3([H])CCCC[C@]23[H])C(=O)N[C@@H](C[H])C(=O)N[C@@H](CC(O)=O)C(=O)N[C@@H](CCCCCCCC)C(=O)N[C@@H](CC2=CNC3=CC=CC=C23)C(=O)N[C@@H](CCC(O)=O)C(=O)N[C@@H](CC2=CNC3=CC=CC=C23)C(=O)N1)C(=O)N[C@H](CCCNC(N)=N)C(N)=O)C(=O)N[C@H](CCCNC(N)=N)C(N)=O)NC(=O)[C@H](CC(N)=O)NC(=O)[C@@H](NC(=O)[C@H](CCCC[N+](C)(C)C)NC(=O)[C@@H](NC(=O)C[H])C(C)C)C(C)(C)C						

FIGURE 1.199

C#	Monomer (M) or Dimer (D) & MW (Daltons)	Cyclization Positions	Cyclization Chemical Bond	Cyclization Linker	Dimerization: Linker, Position, Chemical Bond	Stability Assays (SGF; SIF)	IC50 HEK Blue IL-17assays (AA, AF, FF)
708	D; 5396.68	X5Hcy-X13Hcy	Thioether	Propane_Linker	PEG21DA; X14K; amide	SGF++++; SIF++++	AA++++; FF++++
708	ac-Sar-V-Lys_Me3-Tle-N-Hcy-Oic-A-D-Ogl-W-E-W-Hcy-K-dR-am (SEQ ID NO:539)						
708	[H]C[C@@H]1NC(=O)[C@@H]2C[C@]3([H])CCCC[C@]3([H])N2C(=O)[C@H](CCSCCCSCC[C@H](NC(=O)[C@H](CC2=CNC3=CC=CC=C23)NC(=O)[C@H](CCC(O)=O)NC(=O)[C@H](CC2=CNC3=CC=CC=C23)NC(=O)[C@H](CCCCCCCC)NC(=O)[C@H](CC(O)=O)NC1=O)C(=O)N[C@@H](CCCCNC(=O)CCOCCOCCOCCOCCOCCOCCOCCOCCOCCOCCOCCOCCOCCOCCOCCOCCOCCOCCOCCOCCC(=O)NCCCC[C@H](NC(=O)[C@@H]1CCSCCCSCC[C@H](NC(=O)[C@H](CC(N)=O)NC(=O)[C@@H](NC(=O)[C@H](CCCC[N+](C)(C)C)NC(=O)[C@@H](NC(=O)CN(C)C(=O)C[H])C(C)C)C(C)(C)C)C(=O)N2[C@@H](C[C@]3([H])CCCC[C@]23[H])C(=O)N[C@@H](C[H])C(=O)N[C@@H](CC(O)=O)C(=O)N[C@@H](CCCCCCCC)C(=O)N[C@@H](CC2=CNC3=CC=CC=C23)C(=O)N[C@@H](CCC(O)=O)C(=O)N[C@@H](CC2=CNC3=CC=CC=C23)C(=O)N1)C(=O)N[C@H](CCCNC(N)=N)C(N)=O)C(=O)N[C@H](CCCNC(N)=N)C(N)=O)NC(=O)[C@H](CC(N)=O)NC(=O)[C@@H](NC(=O)[C@H](CCCC[N+](C)(C)C)NC(=O)[C@@H](NC(=O)CN(C)C(=O)C[H])C(C)C)C(C)(C)C						
709	D; 5214.34	X5Hcy-X13Hcy	Thioether	Propane_Linker	PEG21DA; X14K; amide	SGF++++; SIF++++	AA++++; FF++++
709	ac-I-H-Tle-N-Hcy(1:R3)-Oic-A-D-Ogl-W-E-W-Hcy(2:R3)-K(5:R3)-dR-am (SEQ ID NO:540)						
709	[H]C[C@@H]1NC(=O)[C@@H]2C[C@]3([H])CCCC[C@]3([H])N2C(=O)[C@H](CCSCCCSCC[C@H](NC(=O)[C@H](CC2=CNC3=CC=CC=C23)NC(=O)[C@H](CCC(O)=O)NC(=O)[C@H](CC2=CNC3=CC=CC=C23)NC(=O)[C@H](CCCCCCCC)NC(=O)[C@H](CC(O)=O)NC1=O)C(=O)N[C@@H](CCCCNC(=O)CCOCCOCCOCCOCCOCCOCCOCCOCCOCCOCCOCCOCCOCCOCCOCCOCCOCCOCCOCCOCCC(=O)NCCCC[C@H](NC(=O)[C@@H]1CCSCCCSCC[C@H](NC(=O)[C@H](CC(N)=O)NC(=O)[C@@H](NC(=O)[C@H](CC2=CN=CN2)NC(=O)[C@@H](NC(=O)C[H])[C@@H](C)CC)C(C)(C)C)C(=O)N2[C@@H](C[C@]3([H])CCCC[C@]23[H])C(=O)N[C@@H](C[H])C(=O)N[C@@H](CC(O)=O)C(=O)N[C@@H](CCCCCCCC)C(=O)N[C@@H](CC2=CNC3=CC=CC=C23)C(=O)N[C@@H](CCC(O)=O)C(=O)N[C@@H](CC2=CNC3=CC=CC=C23)C(=O)N1)C(=O)N[C@H](CCCNC(N)=N)C(N)=O)C(=O)N[C@H](CCCNC(N)=N)C(N)=O)NC(=O)[C@H](CC(N)=O)NC(=O)[C@@H](NC(=O)[C@H](CC1=CN=CN1)NC(=O)[C@@H](NC(=O)C[H])[C@@H](C)CC)C(C)(C)C						
710	D; 5236.221	X5O3S -X13O3	Carbon-carbon double	---	PEG21DA; X14K; amide	SGF+; SIF++++	AA++++; FF++++
710	ac-Sar-I-Q-Tle-E-O3S-Oic-A-D-Ogl-W-D-W-O3S-K-dR-am (SEQ ID NO:541)						
710	[H]C[C@@H]1NC(=O)[C@@H]2C[C@]3([H])CCCC[C@]3([H])N2C(=O)[C@H](CCC\C=C/CCC[C@H](NC(=O)[C@H](CC2=CNC3=CC=CC=C23)NC(=O)[C@H](CC(O)=O)NC(=O)[C@H](CC2=CNC3=CC=CC=C23)NC(=O)[C@H](CCCCCCCC)NC(=O)[C@H](CC(O)=O)NC1=O)C(=O)N[C@@H](CCCCNC(=O)CCOCCOCCOCCOCCOCCOCCOCCOCCOCCOCCOCCOCCOCCOCCOCCOCCOCCOCCOCCOCCC(=O)NCCCC[C@H](NC(=O)[C@@H]1CCC\C=C/CCC[C@H](NC(=O)[C@H](CCC(O)=O)NC(=O)[C@@H](NC(=O)[C@H](CCC(N)=O)NC(=O)[C@@H](NC(=O)CN(C)C(=O)C[H])[C@@H](C)CC)C(C)(C)C)C(=O)N2[C@@H](C[C@]3([H])CCCC[C@]23[H])C(=O)N[C@@H](C[H])C(=O)N[C@@H](CC(O)=O)C(=O)N[C@@H](CCCCCCCC)C(=O)N[C@@H](CC2=CNC3=CC=CC=C23)C(=O)N[C@@H](CC(O)=O)C(=O)N[C@@H](CC2=CNC3=CC=CC=C23)C(=O)N1)C(=O)N[C@H](CCCNC(N)=N)C(N)=O)C(=O)N[C@H](CCCNC(N)=N)C(N)=O)NC(=O)[C@H](CCC(O)=O)NC(=O)[C@@H](NC(=O)[C@H](CCC(N)=O)NC(=O)[C@@H](NC(=O)CN(C)C(=O)C[H])[C@@H](C)CC)C(C)(C)C						

FIGURE 1.200

C#	Monomer (M) or Dimer (D) & MW (Daltons)	Cyclization Positions	Cyclization Chemical Bond	Cyclization Linker	Dimerization: Linker, Position, Chemical Bond	Stability Assays (SGF; SIF)	IC50 HEK Blue IL-17assays (AA, AF, FF)
711	D; 5264.275	X5O3S -X13O3	Carbon-carbon double	---	PEG21DA; X14K; amide	SGF+; SIF++++	AA++++; FF++++
711	ac-Sar-Tba-Q-Tle-E-O3S-Oic-A-D-Ogl-W-D-W-O3S-K-dR-am (SEQ ID NO:542)						
711	[H]C[C@@H]1NC(=O)[C@@H]2C[C@]3([H])CCCC[C@]3([H])N2C(=O)[C@H](CCC\C=C/CCC[C@H](NC(=O)[C@H](CC2=CNC3=CC=CC=C23)NC(=O)[C@H](CC(O)=O)NC(=O)[C@H](CC2=CNC3=CC=CC=C23)NC(=O)[C@H](CCCCCCCC)NC(=O)[C@H](CC(O)=O)NC1=O)C(=O)N[C@@H](CCCCNC(=O)CCOCCOCCOCCOCCOCCOCCOCCOCCOCCOCCOCCOCCOCCOCCOCCOCCOCCOCCOCCOCCOCCC(=O)NCCCC[C@H](NC(=O)[C@@H]1CCC\C=C/CCC[C@H](NC(=O)[C@H](CCC(O)=O)NC(=O)[C@@H](NC(=O)[C@H](CCC(N)=O)NC(=O)[C@H](CC(C)(C)C)NC(=O)CN(C)C(=O)C[H])C(C)(C)C)C(=O)N2[C@@H](C[C@]3([H])CCCC[C@]23[H])C(=O)N[C@@H](C[H])C(=O)N[C@@H](CC(O)=O)C(=O)N[C@@H](CCCCCCCC)C(=O)N[C@@H](CC2=CNC3=CC=CC=C23)C(=O)N[C@@H](CC(O)=O)C(=O)N[C@@H](CC2=CNC3=CC=CC=C23)C(=O)N1)C(=O)N[C@H](CCCNC(N)=N)C(N)=O)C(=O)N[C@H](CCCNC(N)=N)C(N)=O)NC(=O)[C@H](CCC(O)=O)NC(=O)[C@@H](NC(=O)[C@H](CCC(N)=O)NC(=O)[C@H](CC(C)(C)C)NC(=O)CN(C)C(=O)C[H])C(C)(C)C						
712	D; 5294.432	X5O3S -X13O3	Carbon-carbon double	---	PEG21DA; X14K; amide	SGF++++; SIF++++	AA++++; FF++++
712	ac-Sar-I-Lys_Me3-V-E-O3S-Oic-A-D-Ogl-W-D-W-O3S-K-dR-am (SEQ ID NO:543)						
712	[H]C[C@@H]1NC(=O)[C@@H]2C[C@]3([H])CCCC[C@]3([H])N2C(=O)[C@H](CCC\C=C/CCC[C@H](NC(=O)[C@H](CC2=CNC3=CC=CC=C23)NC(=O)[C@H](CC(O)=O)NC(=O)[C@H](CC2=CNC3=CC=CC=C23)NC(=O)[C@H](CCCCCCCC)NC(=O)[C@H](CC(O)=O)NC1=O)C(=O)N[C@@H](CCCCNC(=O)CCOCCOCCOCCOCCOCCOCCOCCOCCOCCOCCOCCOCCOCCOCCOCCOCCOCCOCCOCCOCCOCCC(=O)NCCCC[C@H](NC(=O)[C@@H]1CCC\C=C/CCC[C@H](NC(=O)[C@H](CCC(O)=O)NC(=O)[C@@H](NC(=O)[C@H](CCCC[N+](C)(C)C)NC(=O)[C@@H](NC(=O)CN(C)C(=O)C[H])[C@@H](C)CC)C(C)C)C(=O)N2[C@@H](C[C@]3([H])CCCC[C@]23[H])C(=O)N[C@@H](C[H])C(=O)N[C@@H](CC(O)=O)C(=O)N[C@@H](CCCCCCCC)C(=O)N[C@@H](CC2=CNC3=CC=CC=C23)C(=O)N[C@@H](CC(O)=O)C(=O)N[C@@H](CC2=CNC3=CC=CC=C23)C(=O)N1)C(=O)N[C@H](CCCNC(N)=N)C(N)=O)C(=O)N[C@H](CCCNC(N)=N)C(N)=O)NC(=O)[C@H](CCC(O)=O)NC(=O)[C@@H](NC(=O)[C@H](CCCC[N+](C)(C)C)NC(=O)[C@@H](NC(=O)CN(C)C(=O)C[H])[C@@H](C)CC)C(C)C						
713	D; 5322.486	X5O3S -X13O3	Carbon-carbon double	---	PEG21DA; X14K; amide	SGF++++; SIF++++	AA++++; FF++++
713	ac-Sar-I-Lys_Me3-Tle-E-O3S-Oic-A-D-Ogl-W-D-W-O3S-K-dR-am (SEQ ID NO:544)						
713	[H]C[C@@H]1NC(=O)[C@@H]2C[C@]3([H])CCCC[C@]3([H])N2C(=O)[C@H](CCC\C=C/CCC[C@H](NC(=O)[C@H](CC2=CNC3=CC=CC=C23)NC(=O)[C@H](CC(O)=O)NC(=O)[C@H](CC2=CNC3=CC=CC=C23)NC(=O)[C@H](CCCCCCCC)NC(=O)[C@H](CC(O)=O)NC1=O)C(=O)N[C@@H](CCCCNC(=O)CCOCCOCCOCCOCCOCCOCCOCCOCCOCCOCCOCCOCCOCCOCCOCCOCCOCCOCCOCCOCCOCCC(=O)NCCCC[C@H](NC(=O)[C@@H]1CCC\C=C/CCC[C@H](NC(=O)[C@H](CCC(O)=O)NC(=O)[C@@H](NC(=O)[C@H](CCCC[N+](C)(C)C)NC(=O)[C@@H](NC(=O)CN(C)C(=O)C[H])[C@@H](C)CC)C(C)(C)C)C(=O)N2[C@@H](C[C@]3([H])CCCC[C@]23[H])C(=O)N[C@@H](C[H])C(=O)N[C@@H](CC(O)=O)C(=O)N[C@@H](CCCCCCCC)C(=O)N[C@@H](CC2=CNC3=CC=CC=C23)C(=O)N[C@@H](CC(O)=O)C(=O)N[C@@H](CC2=CNC3=CC=CC=C23)C(=O)N1)C(=O)N[C@H](CCCNC(N)=N)C(N)=O)C(=O)N[C@H](CCCNC(N)=N)C(N)=O)NC(=O)[C@H](CCC(O)=O)NC(=O)[C@@H](NC(=O)[C@H](CCCC[N+](C)(C)C)NC(=O)[C@@H](NC(=O)CN(C)C(=O)C[H])[C@@H](C)CC)C(C)(C)C						

FIGURE 1.201

C#	Monomer (M) or Dimer (D) & MW (Daltons)	Cyclization Positions	Cyclization Chemical Bond	Cyclization Linker	Dimerization: Linker, Position, Chemical Bond	Stability Assays (SGF; SIF)	IC50 HEK Blue IL-17assays (AA, AF, FF)
714	D; 5307.23	X5Cys-X13Cys	Thioether	Pentane_Linker	PEG21DA; X14K; amide	SGF++++; SIF++++	AA++++; FF++
714	ac-I-Phe_2Ad-V-T-C-Oic-A-D-Ogl-W-D-Trp_6Cl-C-K-dR-am (SEQ ID NO:545)						
714	[H]C[C@@H]1NC(=O)[C@@H]2C[C@]3([H])CCCC[C@]3([H])N2C(=O)[C@H](CSCCCCCSC[C@H](NC(=O)[C@H](CC2=CNC3=CC(Cl)=CC=C23)NC(=O)[C@H](CC(O)=O)NC(=O)[C@H](CC2=CNC3=CC=CC=C23)NC(=O)[C@H](CCCCCCCC)NC(=O)[C@H](CC(O)=O)NC1=O)C(=O)N[C@@H](CCCCNC(=O)CCOCCOCCOCCOCCOCCOCCOCCOCCOCCOCCOCCOCCOCCOCCOCCOCCOCCOCCOCCOCCOCCC(=O)NCCCC[C@H](NC(=O)[C@@H]1CSCCCCCSC[C@H](NC(=O)[C@@H](NC(=O)[C@@H](NC(=O)[C@H](CC2=CC=CC=C2C(N)=O)NC(=O)[C@@H](NC(=O)C[H])[C@@H](C)CC)C(C)C)[C@@H](C)O)C(=O)N2[C@@H](C[C@]3([H])CCCC[C@]23[H])C(=O)N[C@@H](C[H])C(=O)N[C@@H](CC(O)=O)C(=O)N[C@@H](CCCCCCCC)C(=O)N[C@@H](CC2=CNC3=CC=CC=C23)C(=O)N[C@@H](CC(O)=O)C(=O)N[C@@H](CC2=CNC3=CC(Cl)=CC=C23)C(=O)N1)C(=O)N[C@H](CCCNC(N)=N)C(N)=O)C(=O)N[C@H](CCCNC(N)=N)C(N)=O)NC(=O)[C@@H](NC(=O)[C@@H](NC(=O)[C@H](CC1=CC=CC=C1C(N)=O)NC(=O)[C@@H](NC(=O)C[H])[C@@H](C)CC)C(C)C)[C@@H](C)O						
715	D; 5211.15	X5Cys-X13Cys	Thioether	Pentane_Linker	PEG21DA; X14K; amide	---	AA++++; FF+++
715	ac-I-Q_NHMe-V-T-C-Oic-A-D-Ogl-W-D-Trp_6Cl-C-K-dR-am (SEQ ID NO:546)						
715	[H]C[C@@H]1NC(=O)[C@@H]2C[C@]3([H])CCCC[C@]3([H])N2C(=O)[C@H](CSCCCCCSC[C@H](NC(=O)[C@H](CC2=CNC3=CC(Cl)=CC=C23)NC(=O)[C@H](CC(O)=O)NC(=O)[C@H](CC2=CNC3=CC=CC=C23)NC(=O)[C@H](CCCCCCCC)NC(=O)[C@H](CC(O)=O)NC1=O)C(=O)N[C@@H](CCCCNC(=O)CCOCCOCCOCCOCCOCCOCCOCCOCCOCCOCCOCCOCCOCCOCCOCCOCCOCCOCCOCCOCCOCCC(=O)NCCCC[C@H](NC(=O)[C@@H]1CSCCCCCSC[C@H](NC(=O)[C@@H](NC(=O)[C@@H](NC(=O)[C@H](CCC(=O)NC)NC(=O)[C@@H](NC(=O)C[H])[C@@H](C)CC)C(C)C)[C@@H](C)O)C(=O)N2[C@@H](C[C@]3([H])CCCC[C@]23[H])C(=O)N[C@@H](C[H])C(=O)N[C@@H](CC(O)=O)C(=O)N[C@@H](CCCCCCCC)C(=O)N[C@@H](CC2=CNC3=CC=CC=C23)C(=O)N[C@@H](CC(O)=O)C(=O)N[C@@H](CC2=CNC3=CC(Cl)=CC=C23)C(=O)N1)C(=O)N[C@H](CCCNC(N)=N)C(N)=O)C(=O)N[C@H](CCCNC(N)=N)C(N)=O)NC(=O)[C@@H](NC(=O)[C@@H](NC(=O)[C@H](CCC(=O)NC)NC(=O)[C@@H](NC(=O)C[H])[C@@H](C)CC)C(C)C)[C@@H](C)O						
716	D; 5239.2	X5Cys-X13Cys	Thioether	Pentane_Linker	PEG21DA; X14K; amide	---	AA++++; FF+++
716	ac-I-Q_NMe2-V-T-C-Oic-A-D-Ogl-W-D-Trp_6Cl-C-K-dR-am (SEQ ID NO:547)						
716	[H]C[C@@H]1NC(=O)[C@@H]2C[C@]3([H])CCCC[C@]3([H])N2C(=O)[C@H](CSCCCCCSC[C@H](NC(=O)[C@H](CC2=CNC3=CC(Cl)=CC=C23)NC(=O)[C@H](CC(O)=O)NC(=O)[C@H](CC2=CNC3=CC=CC=C23)NC(=O)[C@H](CCCCCCCC)NC(=O)[C@H](CC(O)=O)NC1=O)C(=O)N[C@@H](CCCCNC(=O)CCOCCOCCOCCOCCOCCOCCOCCOCCOCCOCCOCCOCCOCCOCCOCCOCCOCCOCCOCCOCCOCCC(=O)NCCCC[C@H](NC(=O)[C@@H]1CSCCCCCSC[C@H](NC(=O)[C@@H](NC(=O)[C@@H](NC(=O)[C@H](CCC(=O)N(C)C)NC(=O)[C@@H](NC(=O)C[H])[C@@H](C)CC)C(C)C)[C@@H](C)O)C(=O)N2[C@@H](C[C@]3([H])CCCC[C@]23[H])C(=O)N[C@@H](C[H])C(=O)N[C@@H](CC(O)=O)C(=O)N[C@@H](CCCCCCCC)C(=O)N[C@@H](CC2=CNC3=CC=CC=C23)C(=O)N[C@@H](CC(O)=O)C(=O)N[C@@H](CC2=CNC3=CC(Cl)=CC=C23)C(=O)N1)C(=O)N[C@H](CCCNC(N)=N)C(N)=O)C(=O)N[C@H](CCCNC(N)=N)C(N)=O)NC(=O)[C@@H](NC(=O)[C@@H](NC(=O)[C@H](CCC(=O)N(C)C)NC(=O)[C@@H](NC(=O)C[H])[C@@H](C)CC)C(C)C)[C@@H](C)O						

FIGURE 1.202

C#	Monomer (M) or Dimer (D) & MW (Daltons)	Cyclization Positions	Cyclization Chemical Bond	Cyclization Linker	Dimerization: Linker, Position, Chemical Bond	Stability Assays (SGF; SIF)	IC50 HEK Blue IL-17assays (AA, AF, FF)
717	D; 5291.28	X5Cys-X13Cys	Thioether	Pentane_Linker	PEG21DA; X14K; amide	---	AA++++; FF+++
717	ac-I-Q_Pyro-V-T-C-Oic-A-D-Ogl-W-D-Trp_6Cl-C-K-dR-am (SEQ ID NO:548)						
717	[H]C[C@@H]1NC(=O)[C@@H]2C[C@]3([H])CCCC[C@]3([H])N2C(=O)[C@H](CSCCCCCSC[C@H](NC(=O)[C@H](CC2=CNC3=CC(Cl)=CC=C23)NC(=O)[C@H](CC(O)=O)NC(=O)[C@H](CC2=CNC3=CC=CC=C23)NC(=O)[C@H](CCCCCCCC)NC(=O)[C@H](CC(O)=O)NC1=O)C(=O)N[C@@H](CCCCNC(=O)CCOCCOCCOCCOCCOCCOCCOCCOCCOCCOCCOCCOCCOCCOCCOCCOCCOCCOCCOCCOCCOCCC(=O)NCCCC[C@H](NC(=O)[C@@H]1CSCCCCCSC[C@H](NC(=O)[C@@H](NC(=O)[C@@H](NC(=O)[C@H](CCC(=O)N2CCCC2)NC(=O)[C@@H](NC(=O)C[H])[C@@H](C)CC)C(C)C)[C@@H](C)O)C(=O)N2[C@@H](C[C@]3([H])CCCC[C@]23[H])C(=O)N[C@@H](C[H])C(=O)N[C@@H](CC(O)=O)C(=O)N[C@@H](CCCCCCCC)C(=O)N[C@@H](CC2=CNC3=CC=CC=C23)C(=O)N[C@@H](CC(O)=O)C(=O)N[C@@H](CC2=CNC3=CC(Cl)=CC=C23)C(=O)N1)C(=O)N[C@H](CCCNC(N)=N)C(N)=O)C(=O)N[C@H](CCCNC(N)=N)C(N)=O)NC(=O)[C@@H](NC(=O)[C@@H](NC(=O)[C@H](CCC(=O)N1CCCC1)NC(=O)[C@@H](NC(=O)C[H])[C@@H](C)CC)C(C)C)[C@@H](C)O						
718	D; 5205.07	X5Cys-X13Cys	Thioether	Pentane_Linker	PEG21DA; X14K; amide	---	AA++++; FF+++
718	ac-I-Tet1-V-T-C-Oic-A-D-Ogl-W-D-Trp_6Cl-C-K-dR-am (SEQ ID NO:549)						
718	[H]C[C@@H]1NC(=O)[C@@H]2C[C@]3([H])CCCC[C@]3([H])N2C(=O)[C@H](CSCCCCCSC[C@H](NC(=O)[C@H](CC2=CNC3=CC(Cl)=CC=C23)NC(=O)[C@H](CC(O)=O)NC(=O)[C@H](CC2=CNC3=CC=CC=C23)NC(=O)[C@H](CCCCCCCC)NC(=O)[C@H](CC(O)=O)NC1=O)C(=O)N[C@@H](CCCCNC(=O)CCOCCOCCOCCOCCOCCOCCOCCOCCOCCOCCOCCOCCOCCOCCOCCOCCOCCOCCOCCOCCOCCC(=O)NCCCC[C@H](NC(=O)[C@@H]1CSCCCCCSC[C@H](NC(=O)[C@@H](NC(=O)[C@@H](NC(=O)[C@@H](NC(=O)[C@@H](NC(=O)C[H])[C@@H](C)CC)C([H])C2N=NN=N2)C(C)C)[C@@H](C)O)C(=O)N2[C@@H](C[C@]3([H])CCCC[C@]23[H])C(=O)N[C@@H](C[H])C(=O)N[C@@H](CC(O)=O)C(=O)N[C@@H](CCCCCCCC)C(=O)N[C@@H](CC2=CNC3=CC=CC=C23)C(=O)N[C@@H](CC(O)=O)C(=O)N[C@@H](CC2=CNC3=CC(Cl)=CC=C23)C(=O)N1)C(=O)N[C@H](CCCNC(N)=N)C(N)=O)C(=O)N[C@H](CCCNC(N)=N)C(N)=O)NC(=O)[C@@H](NC(=O)[C@@H](NC(=O)[C@@H](NC(=O)[C@@H](NC(=O)C[H])[C@@H](C)CC)C([H])C1N=NN=N1)C(C)C)[C@@H](C)O						
719	D; 5325.38	X5Cys-X13Cys	Thioether	Pentane_Linker	PEG21DA; X14K; amide	---	AA++++; FF+++
719	ac-I-Lys_Me3-V-E-C-Oic-A-D-Ogl-W-D-Trp_6Cl-C-K-dR-am (SEQ ID NO:550)						
719	[H]C[C@@H]1NC(=O)[C@@H]2C[C@]3([H])CCCC[C@]3([H])N2C(=O)[C@H](CSCCCCCSC[C@H](NC(=O)[C@H](CC2=CNC3=CC(Cl)=CC=C23)NC(=O)[C@H](CC(O)=O)NC(=O)[C@H](CC2=CNC3=CC=CC=C23)NC(=O)[C@H](CCCCCCCC)NC(=O)[C@H](CC(O)=O)NC1=O)C(=O)N[C@@H](CCCCNC(=O)CCOCCOCCOCCOCCOCCOCCOCCOCCOCCOCCOCCOCCOCCOCCOCCOCCOCCOCCOCCOCCOCCC(=O)NCCCC[C@H](NC(=O)[C@@H]1CSCCCCCSC[C@H](NC(=O)[C@H](CCC(O)=O)NC(=O)[C@@H](NC(=O)[C@H](CCCC[N+](C)(C)C)NC(=O)[C@@H](NC(=O)C[H])[C@@H](C)CC)C(C)C)C(=O)N2[C@@H](C[C@]3([H])CCCC[C@]23[H])C(=O)N[C@@H](C[H])C(=O)N[C@@H](CC(O)=O)C(=O)N[C@@H](CCCCCCCC)C(=O)N[C@@H](CC2=CNC3=CC=CC=C23)C(=O)N[C@@H](CC(O)=O)C(=O)N[C@@H](CC2=CNC3=CC(Cl)=CC=C23)C(=O)N1)C(=O)N[C@H](CCCNC(N)=N)C(N)=O)C(=O)N[C@H](CCCNC(N)=N)C(N)=O)NC(=O)[C@H](CCC(O)=O)NC(=O)[C@@H](NC(=O)[C@H](CCCC[N+](C)(C)C)NC(=O)[C@@H](NC(=O)C[H])[C@@H](C)CC)C(C)C						

FIGURE 1.203

C#	Monomer (M) or Dimer (D) & MW (Daltons)	Cyclization Positions	Cyclization Chemical Bond	Cyclization Linker	Dimerization: Linker, Position, Chemical Bond	Stability Assays (SGF; SIF)	IC50 HEK Blue IL-17assays (AA, AF, FF)
720	D; 5393.41	X5Cys-X13Cys	Thioether	pXylene_Linker	PEG21DA; X14K; amide	---	AA++++
720	ac-I-Lys_Me3-V-E-C-Oic-A-D-Ogl-W-D-Trp_6Cl-C-K-dR-am (SEQ ID NO:550)						
720	[H]C[C@@H]1NC(=O)[C@@H]2C[C@]3([H])CCCC[C@]3([H])N2C(=O)[C@H](CSCC2=CC=C(CSC[C@H](NC(=O)[C@H](CC3=CNC4=CC(Cl)=CC=C34)NC(=O)[C@H](CC(O)=O)NC(=O)[C@H](CC3=CNC4=CC=CC=C34)NC(=O)[C@H](CCCCCCCC)NC(=O)[C@H](CC(O)=O)NC1=O)C(=O)N[C@@H](CCCCNC(=O)CCOCCOCCOCCOCCOCCOCCOCCOCCOCCOCCOCCOCCOCCOCCOCCOCCOCCOCCOCCOCCOCCC(=O)NCCCC[C@H](NC(=O)[C@@H]1CSCC3=CC=C(CSC[C@H](NC(=O)[C@H](CCC(O)=O)NC(=O)[C@@H](NC(=O)[C@H](CCCC[N+](C)(C)C)NC(=O)[C@@H](NC(=O)C[H])[C@@H](C)CC)C(C)C)C(=O)N4[C@@H](C[C@]5([H])CCCC[C@]45[H])C(=O)N[C@@H](C[H])C(=O)N[C@@H](CC(O)=O)C(=O)N[C@@H](CCCCCCCC)C(=O)N[C@@H](CC4=CNC5=CC=CC=C45)C(=O)N[C@@H](CC(O)=O)C(=O)N[C@@H](CC4=CNC5=CC(Cl)=CC=C45)C(=O)N1)C=C3)C(=O)N[C@H](CCCNC(N)=N)C(N)=O)C(=O)N[C@H](CCCNC(N)=N)C(N)=O)C=C2)NC(=O)[C@H](CCC(O)=O)NC(=O)[C@@H](NC(=O)[C@H](CCCC[N+](C)(C)C)NC(=O)[C@@H](NC(=O)C[H])[C@@H](C)CC)C(C)C						
721	D; 5228.44	X5Hcy-X13Hcy	Thioether	Carbonyl_Linker	PEG21DA; X14K; amide	SGF++++; SIF+	AA++++; FF+++
721	ac-I-Lys_Me3-V-T-Hcy-Oic-A-D-Ogl-W-D-W-Hcy-K-dR-am (SEQ ID NO:415)						
721	[H]C[C@@H]1NC(=O)[C@@H]2C[C@]3([H])CCCC[C@]3([H])N2C(=O)[C@H](CCSCC(=O)CSCC[C@H](NC(=O)[C@H](CC2=CNC3=CC=CC=C23)NC(=O)[C@H](CC(O)=O)NC(=O)[C@H](CC2=CNC3=CC=CC=C23)NC(=O)[C@H](CCCCCCCC)NC(=O)[C@H](CC(O)=O)NC1=O)C(=O)N[C@@H](CCCCNC(=O)CCOCCOCCOCCOCCOCCOCCOCCOCCOCCOCCOCCOCCOCCOCCOCCOCCOCCOCCOCCOCCOCCC(=O)NCCCC[C@H](NC(=O)[C@@H]1CCSCC(=O)CSCC[C@H](NC(=O)[C@@H](NC(=O)[C@@H](NC(=O)[C@H](CCCC[N+](C)(C)C)NC(=O)[C@@H](NC(=O)C[H])[C@@H](C)CC)C(C)C)[C@@H](C)O)C(=O)N2[C@@H](C[C@]3([H])CCCC[C@]23[H])C(=O)N[C@@H](C[H])C(=O)N[C@@H](CC(O)=O)C(=O)N[C@@H](CCCCCCCC)C(=O)N[C@@H](CC2=CNC3=CC=CC=C23)C(=O)N[C@@H](CC(O)=O)C(=O)N[C@@H](CC2=CNC3=CC=CC=C23)C(=O)N1)C(=O)N[C@H](CCCNC(N)=N)C(N)=O)C(=O)N[C@H](CCCNC(N)=N)C(N)=O)NC(=O)[C@@H](NC(=O)[C@@H](NC(=O)[C@H](CCCC[N+](C)(C)C)NC(=O)[C@@H](NC(=O)C[H])[C@@H](C)CC)C(C)C)[C@@H](C)O						
722	D; 5256.49	X5Hcy-X13Hcy	Thioether	Propane_Linker	PEG21DA; X14K; amide	SGF++++; SIF++++	AA++++; FF++++
722	ac-I-Lys_Me3-V-E-Hcy-Oic-A-D-Ogl-W-D-W-Hcy-K-dR-am (SEQ ID NO:416)						
722	[H]C[C@@H]1NC(=O)[C@@H]2C[C@]3([H])CCCC[C@]3([H])N2C(=O)[C@H](CCSCCCSCC[C@H](NC(=O)[C@H](CC2=CNC3=CC=CC=C23)NC(=O)[C@H](CC(O)=O)NC(=O)[C@H](CC2=CNC3=CC=CC=C23)NC(=O)[C@H](CCCCCCCC)NC(=O)[C@H](CC(O)=O)NC1=O)C(=O)N[C@@H](CCCCNC(=O)CCOCCOCCOCCOCCOCCOCCOCCOCCOCCOCCOCCOCCOCCOCCOCCOCCOCCOCCOCCOCCOCCC(=O)NCCCC[C@H](NC(=O)[C@@H]1CCSCCCSCC[C@H](NC(=O)[C@H](CCC(O)=O)NC(=O)[C@@H](NC(=O)[C@H](CCCC[N+](C)(C)C)NC(=O)[C@@H](NC(=O)C[H])[C@@H](C)CC)C(C)C)C(=O)N2[C@@H](C[C@]3([H])CCCC[C@]23[H])C(=O)N[C@@H](C[H])C(=O)N[C@@H](CC(O)=O)C(=O)N[C@@H](CCCCCCCC)C(=O)N[C@@H](CC2=CNC3=CC=CC=C23)C(=O)N[C@@H](CC(O)=O)C(=O)N[C@@H](CC2=CNC3=CC=CC=C23)C(=O)N1)C(=O)N[C@H](CCCNC(N)=N)C(N)=O)C(=O)N[C@H](CCCNC(N)=N)C(N)=O)NC(=O)[C@H](CCC(O)=O)NC(=O)[C@@H](NC(=O)[C@H](CCCC[N+](C)(C)C)NC(=O)[C@@H](NC(=O)C[H])[C@@H](C)CC)C(C)C						

FIGURE 1.204

C#	Monomer (M) or Dimer (D) & MW (Daltons)	Cyclization Positions	Cyclization Chemical Bond	Cyclization Linker	Dimerization: Linker, Position, Chemical Bond	Stability Assays (SGF; SIF)	IC50 HEK Blue IL-17assays (AA, AF, FF)
723	D; 5269.36	X5Hcy-X13Hcy	Thioether	Propane_Linker	PEG21DA; X14K; amide	---	AA++++; FF+++
723	ac-I-Lys_Me3-V-T-Hcy-Oic-A-D-Ogl-W-D-Trp_6Cl-Hcy-K-dR-am (SEQ ID NO:551)						
723	[H]C[C@@H]1NC(=O)[C@@H]2C[C@]3([H])CCCC[C@]3([H])N2C(=O)[C@H](CCSCCCSCC[C@H](NC(=O)[C@H](CC2=CNC3=CC(Cl)=CC=C23)NC(=O)[C@H](CC(O)=O)NC(=O)[C@H](CC2=CNC3=CC=CC=C23)NC(=O)[C@H](CCCCCCCC)NC(=O)[C@H](CC(O)=O)NC1=O)C(=O)N[C@@H](CCCCNC(=O)CCOCCOCCOCCOCCOCCOCCOCCOCCOCCOCCOCCOCCOCCOCCOCCOCCOCCOCCOCCOCCC(=O)NCCCC[C@H](NC(=O)[C@@H]1CCSCCCSCC[C@H](NC(=O)[C@@H](NC(=O)[C@@H](NC(=O)[C@H](CCCC[N+](C)(C)C)NC(=O)[C@@H](NC(=O)C[H])[C@@H](C)CC)C(C)C)[C@@H](C)O)C(=O)N2[C@@H](C[C@]3([H])CCCC[C@]23[H])C(=O)N[C@@H](C[H])C(=O)N[C@@H](CC(O)=O)C(=O)N[C@@H](CCCCCCCC)C(=O)N[C@@H](CC2=CNC3=CC=CC=C23)C(=O)N[C@@H](CC(O)=O)C(=O)N[C@@H](CC2=CNC3=CC(Cl)=CC=C23)C(=O)N1)C(=O)N[C@H](CCCNC(N)=N)C(N)=O)C(=O)N[C@H](CCCNC(N)=N)C(N)=O)NC(=O)[C@@H](NC(=O)[C@@H](NC(=O)[C@H](CCCC[N+](C)(C)C)NC(=O)[C@@H](NC(=O)C[H])[C@@H](C)CC)C(C)C)[C@@H](C)O						
724	D; 5325.38	X5Hcy-X13Hcy	Thioether	Propane_Linker	PEG21DA; X14K; amide	---	AA++++; FF+++
724	ac-I-Lys_Me3-V-E-Hcy-Oic-A-D-Ogl-W-D-Trp_6Cl-Hcy-K-dR-am (SEQ ID NO:552)						
724	[H]C[C@@H]1NC(=O)[C@@H]2C[C@]3([H])CCCC[C@]3([H])N2C(=O)[C@H](CCSCCCSCC[C@H](NC(=O)[C@H](CC2=CNC3=CC(Cl)=CC=C23)NC(=O)[C@H](CC(O)=O)NC(=O)[C@H](CC2=CNC3=CC=CC=C23)NC(=O)[C@H](CCCCCCCC)NC(=O)[C@H](CC(O)=O)NC1=O)C(=O)N[C@@H](CCCCNC(=O)CCOCCOCCOCCOCCOCCOCCOCCOCCOCCOCCOCCOCCOCCOCCOCCOCCOCCOCCOCCOCCOCCC(=O)NCCCC[C@H](NC(=O)[C@@H]1CCSCCCSCC[C@H](NC(=O)[C@H](CCC(O)=O)NC(=O)[C@@H](NC(=O)[C@H](CCCC[N+](C)(C)C)NC(=O)[C@@H](NC(=O)C[H])[C@@H](C)CC)C(C)C)C(=O)N2[C@@H](C[C@]3([H])CCCC[C@]23[H])C(=O)N[C@@H](C[H])C(=O)N[C@@H](CC(O)=O)C(=O)N[C@@H](CCCCCCCC)C(=O)N[C@@H](CC2=CNC3=CC=CC=C23)C(=O)N[C@@H](CC(O)=O)C(=O)N[C@@H](CC2=CNC3=CC(Cl)=CC=C23)C(=O)N1)C(=O)N[C@H](CCCNC(N)=N)C(N)=O)C(=O)N[C@H](CCCNC(N)=N)C(N)=O)NC(=O)[C@H](CCC(O)=O)NC(=O)[C@@H](NC(=O)[C@H](CCCC[N+](C)(C)C)NC(=O)[C@@H](NC(=O)C[H])[C@@H](C)CC)C(C)C						
725	D; 5353.34	X5Hcy-X13Hcy	Thioether	Carbonyl_Linker	PEG21DA; X14K; amide	---	AA++++; FF+
725	ac-I-Lys_Me3-V-E-Hcy-Oic-A-D-Ogl-W-D-Trp_6Cl-Hcy-K-dR-am (SEQ ID NO:552)						
725	[H]C[C@@H]1NC(=O)[C@@H]2C[C@]3([H])CCCC[C@]3([H])N2C(=O)[C@H](CCSCC(=O)CSCC[C@H](NC(=O)[C@H](CC2=CNC3=CC(Cl)=CC=C23)NC(=O)[C@H](CC(O)=O)NC(=O)[C@H](CC2=CNC3=CC=CC=C23)NC(=O)[C@H](CCCCCCCC)NC(=O)[C@H](CC(O)=O)NC1=O)C(=O)N[C@@H](CCCCNC(=O)CCOCCOCCOCCOCCOCCOCCOCCOCCOCCOCCOCCOCCOCCOCCOCCOCCOCCOCCOCCOCCOCCC(=O)NCCCC[C@H](NC(=O)[C@@H]1CCSCC(=O)CSCC[C@H](NC(=O)[C@H](CCC(O)=O)NC(=O)[C@@H](NC(=O)[C@H](CCCC[N+](C)(C)C)NC(=O)[C@@H](NC(=O)C[H])[C@@H](C)CC)C(C)C)C(=O)N2[C@@H](C[C@]3([H])CCCC[C@]23[H])C(=O)N[C@@H](C[H])C(=O)N[C@@H](CC(O)=O)C(=O)N[C@@H](CCCCCCCC)C(=O)N[C@@H](CC2=CNC3=CC=CC=C23)C(=O)N[C@@H](CC(O)=O)C(=O)N[C@@H](CC2=CNC3=CC(Cl)=CC=C23)C(=O)N1)C(=O)N[C@H](CCCNC(N)=N)C(N)=O)C(=O)N[C@H](CCCNC(N)=N)C(N)=O)NC(=O)[C@H](CCC(O)=O)NC(=O)[C@@H](NC(=O)[C@H](CCCC[N+](C)(C)C)NC(=O)[C@@H](NC(=O)C[H])[C@@H](C)CC)C(C)C						

FIGURE 1.205

C#	Monomer (M) or Dimer (D) & MW (Daltons)	Cyclization Positions	Cyclization Chemical Bond	Cyclization Linker	Dimerization: Linker, Position, Chemical Bond	Stability Assays (SGF; SIF)	IC50 HEK Blue IL-17assays (AA, AF, FF)
726	D; 5458.7	X5Hcy-X13Hcy	Thioether	Propane_Linker	PEG21DA; X14K; amide	---	AA++++; FF+++
726	ac-E-I-Lys_Me3-V-T-Hcy-Oic-A-D-Ogl-W-D-W-Hcy-K-dR-am (SEQ ID NO:553)						
726	[H]C[C@@H]1NC(=O)[C@@H]2C[C@]3([H])CCCC[C@]3([H])N2C(=O)[C@H](CCSCCCSCC[C@H](NC(=O)[C@H](CC2=CNC3=CC=CC=C23)NC(=O)[C@H](CC(O)=O)NC(=O)[C@H](CC2=CNC3=CC=CC=C23)NC(=O)[C@H](CCCCCCCC)NC(=O)[C@H](CC(O)=O)NC1=O)C(=O)N[C@@H](CCCCNC(=O)CCOCCOCCOCCOCCOCCOCCOCCOCCOCCOCCOCCOCCOCCOCCOCCOCCOCCOCCOCCOCCOCCC(=O)NCCCC[C@H](NC(=O)[C@@H]1CCSCCCSCC[C@H](NC(=O)[C@@H](NC(=O)[C@@H](NC(=O)[C@H](CCCC[N+](C)(C)C)NC(=O)[C@@H](NC(=O)[C@H](CCC(O)=O)NC(=O)C[H])[C@@H](C)CC)C(C)C)[C@@H](C)O)C(=O)N2[C@@H](C[C@]3([H])CCCC[C@]23[H])C(=O)N[C@@H](C[H])C(=O)N[C@@H](CC(O)=O)C(=O)N[C@@H](CCCCCCCC)C(=O)N[C@@H](CC2=CNC3=CC=CC=C23)C(=O)N[C@@H](CC(O)=O)C(=O)N[C@@H](CC2=CNC3=CC=CC=C23)C(=O)N1)C(=O)N[C@H](CCCNC(N)=N)C(N)=O)C(=O)N[C@H](CCCNC(N)=N)C(N)=O)NC(=O)[C@@H](NC(=O)[C@@H](NC(=O)[C@H](CCCC[N+](C)(C)C)NC(=O)[C@@H](NC(=O)[C@H](CCC(O)=O)NC(=O)C[H])[C@@H](C)CC)C(C)C)[C@@H](C)O						
727	D; 5486.67	X5Hcy-X13Hcy	Thioether	Carbonyl_Linker	PEG21DA; X14K; amide	---	AA++++; FF+++
727	ac-E-I-Lys_Me3-V-T-Hcy-Oic-A-D-Ogl-W-D-W-Hcy-K-dR-am (SEQ ID NO:553)						
727	[H]C[C@@H]1NC(=O)[C@@H]2C[C@]3([H])CCCC[C@]3([H])N2C(=O)[C@H](CCSCC(=O)CSCC[C@H](NC(=O)[C@H](CC2=CNC3=CC=CC=C23)NC(=O)[C@H](CC(O)=O)NC(=O)[C@H](CC2=CNC3=CC=CC=C23)NC(=O)[C@H](CCCCCCCC)NC(=O)[C@H](CC(O)=O)NC1=O)C(=O)N[C@@H](CCCCNC(=O)CCOCCOCCOCCOCCOCCOCCOCCOCCOCCOCCOCCOCCOCCOCCOCCOCCOCCOCCOCCOCCOCCC(=O)NCCCC[C@H](NC(=O)[C@@H]1CCSCC(=O)CSCC[C@H](NC(=O)[C@@H](NC(=O)[C@@H](NC(=O)[C@H](CCCC[N+](C)(C)C)NC(=O)[C@@H](NC(=O)[C@H](CCC(O)=O)NC(=O)C[H])[C@@H](C)CC)C(C)C)[C@@H](C)O)C(=O)N2[C@@H](C[C@]3([H])CCCC[C@]23[H])C(=O)N[C@@H](C[H])C(=O)N[C@@H](CC(O)=O)C(=O)N[C@@H](CCCCCCCC)C(=O)N[C@@H](CC2=CNC3=CC=CC=C23)C(=O)N[C@@H](CC(O)=O)C(=O)N[C@@H](CC2=CNC3=CC=CC=C23)C(=O)N1)C(=O)N[C@H](CCCNC(N)=N)C(N)=O)C(=O)N[C@H](CCCNC(N)=N)C(N)=O)NC(=O)[C@@H](NC(=O)[C@@H](NC(=O)[C@H](CCCC[N+](C)(C)C)NC(=O)[C@@H](NC(=O)[C@H](CCC(O)=O)NC(=O)C[H])[C@@H](C)CC)C(C)C)[C@@H](C)O						
728	D; 5430.65	X5Hhc-X13Hhc	Disulfide	---	PEG21DA; X14K; amide	SGF+; SIF++++	AA++++; FF+++
728	ac-E-I-Lys_Me3-V-T-Hhc-Oic-A-D-Ogl-W-D-W-Hhc-K-dR-am (SEQ ID NO:554)						
728	[H]C[C@@H]1NC(=O)[C@@H]2C[C@]3([H])CCCC[C@]3([H])N2C(=O)[C@H](CCCSSCCC[C@H](NC(=O)[C@H](CC2=CNC3=CC=CC=C23)NC(=O)[C@H](CC(O)=O)NC(=O)[C@H](CC2=CNC3=CC=CC=C23)NC(=O)[C@H](CCCCCCCC)NC(=O)[C@H](CC(O)=O)NC1=O)C(=O)N[C@@H](CCCCNC(=O)CCOCCOCCOCCOCCOCCOCCOCCOCCOCCOCCOCCOCCOCCOCCOCCOCCOCCOCCOCCOCCOCCC(=O)NCCCC[C@H](NC(=O)[C@@H]1CCCSSCCC[C@H](NC(=O)[C@@H](NC(=O)[C@@H](NC(=O)[C@H](CCCC[N+](C)(C)C)NC(=O)[C@@H](NC(=O)[C@H](CCC(O)=O)NC(=O)C[H])[C@@H](C)CC)C(C)C)[C@@H](C)O)C(=O)N2[C@@H](C[C@]3([H])CCCC[C@]23[H])C(=O)N[C@@H](C[H])C(=O)N[C@@H](CC(O)=O)C(=O)N[C@@H](CCCCCCCC)C(=O)N[C@@H](CC2=CNC3=CC=CC=C23)C(=O)N[C@@H](CC(O)=O)C(=O)N[C@@H](CC2=CNC3=CC=CC=C23)C(=O)N1)C(=O)N[C@H](CCCNC(N)=N)C(N)=O)C(=O)N[C@H](CCCNC(N)=N)C(N)=O)NC(=O)[C@@H](NC(=O)[C@@H](NC(=O)[C@H](CCCC[N+](C)(C)C)NC(=O)[C@@H](NC(=O)[C@H](CCC(O)=O)NC(=O)C[H])[C@@H](C)CC)C(C)C)[C@@H](C)O						

FIGURE 1.206

C#	Monomer (M) or Dimer (D) & MW (Daltons)	Cyclization Positions	Cyclization Chemical Bond	Cyclization Linker	Dimerization: Linker, Position, Chemical Bond	Stability Assays (SGF; SIF)	IC50 HEK Blue IL-17assays (AA, AF, FF)
729	D; 5210.3	X5Hhc-X13Hhc	Disulfide	---	PEG21DA; X14K; amide	---	AA++++; FF+++
729	ac-I-Phe_3Ad-V-T-Hhc-Oic-A-D-Ogl-W-D-W-Hhc-K-dR-am (SEQ ID NO:459)						
729	[H]C[C@@H]1NC(=O)[C@@H]2C[C@]3([H])CCCC[C@]3([H])N2C(=O)[C@H](CCCSSCCC[C@H](NC(=O)[C@H](CC2=CNC3=CC=CC=C23)NC(=O)[C@H](CC(O)=O)NC(=O)[C@H](CC2=CNC3=CC=CC=C23)NC(=O)[C@H](CCCCCCCC)NC(=O)[C@H](CC(O)=O)NC1=O)C(=O)N[C@@H](CCCCNC(=O)CCOCCOCCOCCOCCOCCOCCOCCOCCOCCOCCOCCOCCOCCOCCOCCOCCOCCOCCOCCOCCOCCC(=O)NCCCC[C@H](NC(=O)[C@@H]1CCCSSCCC[C@H](NC(=O)[C@@H](NC(=O)[C@@H](NC(=O)[C@H](CC2=CC(=CC=C2)C(N)=O)NC(=O)[C@@H](NC(=O)C[H])[C@@H](C)CC)C(C)C)[C@@H](C)O)C(=O)N2[C@@H](C[C@]3([H])CCCC[C@]23[H])C(=O)N[C@@H](C[H])C(=O)N[C@@H](CC(O)=O)C(=O)N[C@@H](CCCCCCCC)C(=O)N[C@@H](CC2=CNC3=CC=CC=C23)C(=O)N[C@@H](CC(O)=O)C(=O)N[C@@H](CC2=CNC3=CC=CC=C23)C(=O)N1)C(=O)N[C@H](CCCNC(N)=N)C(N)=O)C(=O)N[C@H](CCCNC(N)=N)C(N)=O)NC(=O)[C@@H](NC(=O)[C@@H](NC(=O)[C@H](CC1=CC(=CC=C1)C(N)=O)NC(=O)[C@@H](NC(=O)C[H])[C@@H](C)CC)C(C)C)[C@@H](C)O						
730	D; 5114.21	X5Hhc-X13Hhc	Disulfide	---	PEG21DA; X14K; amide	SGF+; SIF+	AA++++; FF++++
730	ac-I-Q_NHMe-V-T-Hhc-Oic-A-D-Ogl-W-D-W-Hhc-K-dR-am (SEQ ID NO:555)						
730	[H]C[C@@H]1NC(=O)[C@@H]2C[C@]3([H])CCCC[C@]3([H])N2C(=O)[C@H](CCCSSCCC[C@H](NC(=O)[C@H](CC2=CNC3=CC=CC=C23)NC(=O)[C@H](CC(O)=O)NC(=O)[C@H](CC2=CNC3=CC=CC=C23)NC(=O)[C@H](CCCCCCCC)NC(=O)[C@H](CC(O)=O)NC1=O)C(=O)N[C@@H](CCCCNC(=O)CCOCCOCCOCCOCCOCCOCCOCCOCCOCCOCCOCCOCCOCCOCCOCCOCCOCCOCCOCCOCCOCCC(=O)NCCCC[C@H](NC(=O)[C@@H]1CCCSSCCC[C@H](NC(=O)[C@@H](NC(=O)[C@@H](NC(=O)[C@H](CCC(=O)NC)NC(=O)[C@@H](NC(=O)C[H])[C@@H](C)CC)C(C)C)[C@@H](C)O)C(=O)N2[C@@H](C[C@]3([H])CCCC[C@]23[H])C(=O)N[C@@H](C[H])C(=O)N[C@@H](CC(O)=O)C(=O)N[C@@H](CCCCCCCC)C(=O)N[C@@H](CC2=CNC3=CC=CC=C23)C(=O)N[C@@H](CC(O)=O)C(=O)N[C@@H](CC2=CNC3=CC=CC=C23)C(=O)N1)C(=O)N[C@H](CCCNC(N)=N)C(N)=O)C(=O)N[C@H](CCCNC(N)=N)C(N)=O)NC(=O)[C@@H](NC(=O)[C@@H](NC(=O)[C@H](CCC(=O)NC)NC(=O)[C@@H](NC(=O)C[H])[C@@H](C)CC)C(C)C)[C@@H](C)O						
731	D; 5142.26	X5Hhc-X13Hhc	Disulfide	---	PEG21DA; X14K; amide	SGF+; SIF+	AA++++; FF++++
731	ac-I-Q_NMe2-V-T-Hhc-Oic-A-D-Ogl-W-D-W-Hhc-K-dR-am (SEQ ID NO:556)						
731	[H]C[C@@H]1NC(=O)[C@@H]2C[C@]3([H])CCCC[C@]3([H])N2C(=O)[C@H](CCCSSCCC[C@H](NC(=O)[C@H](CC2=CNC3=CC=CC=C23)NC(=O)[C@H](CC(O)=O)NC(=O)[C@H](CC2=CNC3=CC=CC=C23)NC(=O)[C@H](CCCCCCCC)NC(=O)[C@H](CC(O)=O)NC1=O)C(=O)N[C@@H](CCCCNC(=O)CCOCCOCCOCCOCCOCCOCCOCCOCCOCCOCCOCCOCCOCCOCCOCCOCCOCCOCCOCCOCCOCCC(=O)NCCCC[C@H](NC(=O)[C@@H]1CCCSSCCC[C@H](NC(=O)[C@@H](NC(=O)[C@@H](NC(=O)[C@H](CCC(=O)N(C)C)NC(=O)[C@@H](NC(=O)C[H])[C@@H](C)CC)C(C)C)[C@@H](C)O)C(=O)N2[C@@H](C[C@]3([H])CCCC[C@]23[H])C(=O)N[C@@H](C[H])C(=O)N[C@@H](CC(O)=O)C(=O)N[C@@H](CCCCCCCC)C(=O)N[C@@H](CC2=CNC3=CC=CC=C23)C(=O)N[C@@H](CC(O)=O)C(=O)N[C@@H](CC2=CNC3=CC=CC=C23)C(=O)N1)C(=O)N[C@H](CCCNC(N)=N)C(N)=O)C(=O)N[C@H](CCCNC(N)=N)C(N)=O)NC(=O)[C@@H](NC(=O)[C@@H](NC(=O)[C@H](CCC(=O)N(C)C)NC(=O)[C@@H](NC(=O)C[H])[C@@H](C)CC)C(C)C)[C@@H](C)O						

FIGURE 1.207

C#	Monomer (M) or Dimer (D) & MW (Daltons)	Cyclization Positions	Cyclization Chemical Bond	Cyclization Linker	Dimerization: Linker, Position, Chemical Bond	Stability Assays (SGF; SIF)	IC50 HEK Blue IL-17assays (AA, AF, FF)
732	D; 5194.34	X5Hhc-X13Hhc	Disulfide	---	PEG21DA; X14K; amide	SGF+; SIF++++	AA++++; FF+++
732	ac-I-Q_Pyro-V-T-Hhc-Oic-A-D-Ogl-W-D-W-Hhc-K-dR-am (SEQ ID NO:557)						
732	[H]C[C@@H]1NC(=O)[C@@H]2C[C@]3([H])CCCC[C@]3([H])N2C(=O)[C@H](CCCSSCCC[C@H](NC(=O)[C@H](CC2=CNC3=CC=CC=C23)NC(=O)[C@H](CC(O)=O)NC(=O)[C@H](CC2=CNC3=CC=CC=C23)NC(=O)[C@H](CCCCCCCC)NC(=O)[C@H](CC(O)=O)NC1=O)C(=O)N[C@@H](CCCCNC(=O)CCOCCOCCOCCOCCOCCOCCOCCOCCOCCOCCOCCOCCOCCOCCOCCOCCOCCOCCOCCOCCOCCOCCOCCC(=O)NCCCC[C@H](NC(=O)[C@@H]1CCCSSCCC[C@H](NC(=O)[C@@H](NC(=O)[C@@H](NC(=O)[C@H](CCC(=O)N2CCCC2)NC(=O)[C@@H](NC(=O)C[H])[C@@H](C)CC)C(C)C)[C@@H](C)O)C(=O)N2[C@@H](C[C@]3([H])CCCC[C@]23[H])C(=O)N[C@@H](C[H])C(=O)N[C@@H](CC(O)=O)C(=O)N[C@@H](CCCCCCCC)C(=O)N[C@@H](CC2=CNC3=CC=CC=C23)C(=O)N[C@@H](CC(O)=O)C(=O)N[C@@H](CC2=CNC3=CC=CC=C23)C(=O)N1)C(=O)N[C@H](CCCNC(N)=N)C(N)=O)C(=O)N[C@H](CCCNC(N)=N)C(N)=O)NC(=O)[C@@H](NC(=O)[C@@H](NC(=O)[C@H](CCC(=O)N1CCCC1)NC(=O)[C@@H](NC(=O)C[H])[C@@H](C)CC)C(C)C)[C@@H](C)O						
733	D; 5108.13	X5Hhc-X13Hhc	Disulfide	---	PEG21DA; X14K; amide	SGF+; SIF+++	AA++++; FF+++
733	ac-I-Tet1-V-T-Hhc-Oic-A-D-Ogl-W-D-W-Hhc-K-dR-am (SEQ ID NO:558)						
733	[H]C[C@@H]1NC(=O)[C@@H]2C[C@]3([H])CCCC[C@]3([H])N2C(=O)[C@H](CCCSSCCC[C@H](NC(=O)[C@H](CC2=CNC3=CC=CC=C23)NC(=O)[C@H](CC(O)=O)NC(=O)[C@H](CC2=CNC3=CC=CC=C23)NC(=O)[C@H](CCCCCCCC)NC(=O)[C@H](CC(O)=O)NC1=O)C(=O)N[C@@H](CCCCNC(=O)CCOCCOCCOCCOCCOCCOCCOCCOCCOCCOCCOCCOCCOCCOCCOCCOCCOCCOCCOCCOCCOCCOCCOCCC(=O)NCCCC[C@H](NC(=O)[C@@H]1CCCSSCCC[C@H](NC(=O)[C@@H](NC(=O)[C@@H](NC(=O)[C@@H](NC(=O)[C@@H](NC(=O)C[H])[C@@H](C)CC)C([H])C2N=NN=N2)C(C)C)[C@@H](C)O)C(=O)N2[C@@H](C[C@]3([H])CCCC[C@]23[H])C(=O)N[C@@H](C[H])C(=O)N[C@@H](CC(O)=O)C(=O)N[C@@H](CCCCCCCC)C(=O)N[C@@H](CC2=CNC3=CC=CC=C23)C(=O)N[C@@H](CC(O)=O)C(=O)N[C@@H](CC2=CNC3=CC=CC=C23)C(=O)N1)C(=O)N[C@H](CCCNC(N)=N)C(N)=O)C(=O)N[C@H](CCCNC(N)=N)C(N)=O)NC(=O)[C@@H](NC(=O)[C@@H](NC(=O)[C@@H](NC(=O)[C@@H](NC(=O)C[H])[C@@H](C)CC)C([H])C1N=NN=N1)C(C)C)[C@@H](C)O						
734	D; 5284.55	X5Hcy-X13Hcy	Thioether	Propane_Linker	PEG21DA; X14K; amide	SGF++++; SIF++++	AA++++; AF++++; FF++++
734	ac-I-Lys_Me3-V-E-Hcy-Oic-A-D-Ogl-W-E-W-Hcy-K-dR-am (SEQ ID NO:438)						
734	[H]C[C@@H]1NC(=O)[C@@H]2C[C@]3([H])CCCC[C@]3([H])N2C(=O)[C@H](CCSCCCSCC[C@H](NC(=O)[C@H](CC2=CNC3=CC=CC=C23)NC(=O)[C@H](CCC(O)=O)NC(=O)[C@H](CC2=CNC3=CC=CC=C23)NC(=O)[C@H](CCCCCCCC)NC(=O)[C@H](CC(O)=O)NC1=O)C(=O)N[C@@H](CCCCNC(=O)CCOCCOCCOCCOCCOCCOCCOCCOCCOCCOCCOCCOCCOCCOCCOCCOCCOCCOCCOCCOCCOCCOCCOCCC(=O)NCCCC[C@H](NC(=O)[C@@H]1CCSCCCSCC[C@H](NC(=O)[C@H](CCC(O)=O)NC(=O)[C@@H](NC(=O)[C@H](CCCC[N+](C)(C)C)NC(=O)[C@@H](NC(=O)C[H])[C@@H](C)CC)C(C)C)C(=O)N2[C@@H](C[C@]3([H])CCCC[C@]23[H])C(=O)N[C@@H](C[H])C(=O)N[C@@H](CC(O)=O)C(=O)N[C@@H](CCCCCCCC)C(=O)N[C@@H](CC2=CNC3=CC=CC=C23)C(=O)N[C@@H](CCC(O)=O)C(=O)N[C@@H](CC2=CNC3=CC=CC=C23)C(=O)N1)C(=O)N[C@H](CCCNC(N)=N)C(N)=O)C(=O)N[C@H](CCCNC(N)=N)C(N)=O)NC(=O)[C@H](CCC(O)=O)NC(=O)[C@@H](NC(=O)[C@H](CCCC[N+](C)(C)C)NC(=O)[C@@H](NC(=O)C[H])[C@@H](C)CC)C(C)C						

FIGURE 1.208

C#	Monomer (M) or Dimer (D) & MW (Daltons)	Cyclization Positions	Cyclization Chemical Bond	Cyclization Linker	Dimerization: Linker, Position, Chemical Bond	Stability Assays (SGF; SIF)	IC50 HEK Blue IL-17assays (AA, AF, FF)
735	D; 5312.6	X5Hcy-X13Hcy	Thioether	Propane_Linker	PEG21DA; X14K; amide	---	AA++++; FF+++
735	ac-I-Lys_Me3-V-E-Hcy-Oic-A-E-Ogl-W-E-W-Hcy-K-dR-am (SEQ ID NO:559)						
735	[H]C[C@@H]1NC(=O)[C@@H]2C[C@]3([H])CCCC[C@]3([H])N2C(=O)[C@H](CCSCCCSCC[C@H](NC(=O)[C@H](CC2=CNC3=CC=CC=C23)NC(=O)[C@H](CCC(O)=O)NC(=O)[C@H](CC2=CNC3=CC=CC=C23)NC(=O)[C@H](CCCCCCCC)NC(=O)[C@H](CCC(O)=O)NC1=O)C(=O)N[C@@H](CCCCNC(=O)CCOCCOCCOCCOCCOCCOCCOCCOCCOCCOCCOCCOCCOCCOCCOCCOCCOCCOCCOCCOCCOCCC(=O)NCCCC[C@H](NC(=O)[C@@H]1CCSCCCSCC[C@H](NC(=O)[C@H](CCC(O)=O)NC(=O)[C@@H](NC(=O)[C@H](CCCC[N+](C)(C)C)NC(=O)[C@@H](NC(=O)C[H])[C@@H](C)CC)C(C)C)C(=O)N2[C@@H](C[C@]3([H])CCCC[C@]23[H])C(=O)N[C@@H](C[H])C(=O)N[C@@H](CCC(O)=O)C(=O)N[C@@H](CCCCCCCC)C(=O)N[C@@H](CC2=CNC3=CC=CC=C23)C(=O)N[C@@H](CCC(O)=O)C(=O)N[C@@H](CC2=CNC3=CC=CC=C23)C(=O)N1)C(=O)N[C@H](CCCNC(N)=N)C(N)=O)C(=O)N[C@H](CCCNC(N)=N)C(N)=O)NC(=O)[C@H](CCC(O)=O)NC(=O)[C@@H](NC(=O)[C@H](CCCC[N+](C)(C)C)NC(=O)[C@@H](NC(=O)C[H])[C@@H](C)CC)C(C)C						
736	D; 5284.55	X5Hcy-X13Hcy	Thioether	Propane_Linker	PEG21DA; X14K; amide	---	AA++++; FF++
736	ac-I-Lys_Me3-V-E-Hcy-Oic-A-D-Ogl-aMe_Trp-D-W-Hcy-K-dR-am (SEQ ID NO:560)						
736	[H]C[C@@H]1NC(=O)[C@@H]2C[C@]3([H])CCCC[C@]3([H])N2C(=O)[C@H](CCSCCCSCC[C@H](NC(=O)[C@H](CC2=CNC3=CC=CC=C23)NC(=O)[C@H](CC(O)=O)NC(=O)[C@](C)(CC2=CNC3=C2C=CC=C3)NC(=O)[C@H](CCCCCCCC)NC(=O)[C@H](CC(O)=O)NC1=O)C(=O)N[C@@H](CCCCNC(=O)CCOCCOCCOCCOCCOCCOCCOCCOCCOCCOCCOCCOCCOCCOCCOCCOCCOCCOCCOCCOCCOCCC(=O)NCCCC[C@H](NC(=O)[C@@H]1CCSCCCSCC[C@H](NC(=O)[C@H](CCC(O)=O)NC(=O)[C@@H](NC(=O)[C@H](CCCC[N+](C)(C)C)NC(=O)[C@@H](NC(=O)C[H])[C@@H](C)CC)C(C)C)C(=O)N2[C@@H](C[C@]3([H])CCCC[C@]23[H])C(=O)N[C@@H](C[H])C(=O)N[C@@H](CC(O)=O)C(=O)N[C@@H](CCCCCCCC)C(=O)N[C@@](C)(CC2=CNC3=C2C=CC=C3)C(=O)N[C@@H](CC(O)=O)C(=O)N[C@@H](CC2=CNC3=CC=CC=C23)C(=O)N1)C(=O)N[C@H](CCCNC(N)=N)C(N)=O)C(=O)N[C@H](CCCNC(N)=N)C(N)=O)NC(=O)[C@H](CCC(O)=O)NC(=O)[C@@H](NC(=O)[C@H](CCCC[N+](C)(C)C)NC(=O)[C@@H](NC(=O)C[H])[C@@H](C)CC)C(C)C						
737	D; 5278.54	X5Hcy-X13Hcy	Thioether	Propane_Linker	PEG21DA; X14K; amide	SGF++++; SIF++++	AA++++; FF++++
737	ac-I-Lys_Me3-V-E-Hcy-Oic-A-D-Ogl-1Nal-D-W-Hcy-K-dR-am (SEQ ID NO:561)						
737	[H]C[C@@H]1NC(=O)[C@@H]2C[C@]3([H])CCCC[C@]3([H])N2C(=O)[C@H](CCSCCCSCC[C@H](NC(=O)[C@H](CC2=CNC3=CC=CC=C23)NC(=O)[C@H](CC(O)=O)NC(=O)[C@H](CC2=CC=CC3=CC=CC=C23)NC(=O)[C@H](CCCCCCCC)NC(=O)[C@H](CC(O)=O)NC1=O)C(=O)N[C@@H](CCCCNC(=O)CCOCCOCCOCCOCCOCCOCCOCCOCCOCCOCCOCCOCCOCCOCCOCCOCCOCCOCCOCCOCCOCCOCCC(=O)NCCCC[C@H](NC(=O)[C@@H]1CCSCCCSCC[C@H](NC(=O)[C@H](CCC(O)=O)NC(=O)[C@@H](NC(=O)[C@H](CCCC[N+](C)(C)C)NC(=O)[C@@H](NC(=O)C[H])[C@@H](C)CC)C(C)C)C(=O)N2[C@@H](C[C@]3([H])CCCC[C@]23[H])C(=O)N[C@@H](C[H])C(=O)N[C@@H](CC(O)=O)C(=O)N[C@@H](CCCCCCCC)C(=O)N[C@@H](CC2=CC=CC3=CC=CC=C23)C(=O)N[C@@H](CC(O)=O)C(=O)N[C@@H](CC2=CNC3=CC=CC=C23)C(=O)N1)C(=O)N[C@H](CCCNC(N)=N)C(N)=O)C(=O)N[C@H](CCCNC(N)=N)C(N)=O)NC(=O)[C@H](CCC(O)=O)NC(=O)[C@@H](NC(=O)[C@H](CCCC[N+](C)(C)C)NC(=O)[C@@H](NC(=O)C[H])[C@@H](C)CC)C(C)C						

FIGURE 1.209

C#	Monomer (M) or Dimer (D) & MW (Daltons)	Cyclization Positions	Cyclization Chemical Bond	Cyclization Linker	Dimerization: Linker, Position, Chemical Bond	Stability Assays (SGF; SIF)	IC50 HEK Blue IL-17assays (AA, AF, FF)
738	D; 5278.54	X5Hcy-X13Hcy	Thioether	Propane_Linker	PEG21DA; X14K; amide	SGF++++; SIF++++	AA++++; FF++++
738	ac-I-Lys_Me3-V-E-Hcy-Oic-A-D-Ogl-2Nal-D-W-Hcy-K-dR-am (SEQ ID NO:562)						
738	[H]C[C@@H]1NC(=O)[C@@H]2C[C@]3([H])CCCC[C@]3([H])N2C(=O)[C@H](CCSCCCSCC[C@H](NC(=O)[C@H](CC2=CNC3=CC=CC=C23)NC(=O)[C@H](CC(O)=O)NC(=O)[C@H](CC2=CC3=CC=CC=C3C=C2)NC(=O)[C@H](CCCCCCCC)NC(=O)[C@H](CC(O)=O)NC1=O)C(=O)N[C@@H](CCCCNC(=O)CCOCCOCCOCCOCCOCCOCCOCCOCCOCCOCCOCCOCCOCCOCCOCCOCCOCCOCCOCCOCCOCCC(=O)NCCCC[C@H](NC(=O)[C@@H]1CCSCCCSCC[C@H](NC(=O)[C@H](CCC(O)=O)NC(=O)[C@@H](NC(=O)[C@H](CCCC[N+](C)(C)C)NC(=O)[C@@H](NC(=O)C[H])[C@@H](C)CC)C(C)C)C(=O)N2[C@@H](C[C@]3([H])CCCC[C@]23[H])C(=O)N[C@@H](C[H])C(=O)N[C@@H](CC(O)=O)C(=O)N[C@@H](CCCCCCCC)C(=O)N[C@@H](CC2=CC3=CC=CC=C3C=C2)C(=O)N[C@@H](CC(O)=O)C(=O)N[C@@H](CC2=CNC3=CC=CC=C23)C(=O)N1)C(=O)N[C@H](CCCNC(N)=N)C(N)=O)C(=O)N[C@H](CCCNC(N)=N)C(N)=O)NC(=O)[C@H](CCC(O)=O)NC(=O)[C@@H](NC(=O)[C@H](CCCC[N+](C)(C)C)NC(=O)[C@@H](NC(=O)C[H])[C@@H](C)CC)C(C)C						
739	D; 5266.44	X5Hcy-X13Hcy	Thioether	Propane_Linker	PEG21DA; X14K; amide	SGF++++; SIF+	AA++++; FF+++
739	ac-I-Lys_Me3-V-E-Hcy-Oic-A-D-Ogl-Phe_4COOH-D-W-Hcy-K-dR-am (SEQ ID NO:563)						
739	[H]C[C@@H]1NC(=O)[C@@H]2C[C@]3([H])CCCC[C@]3([H])N2C(=O)[C@H](CCSCCCSCC[C@H](NC(=O)[C@H](CC2=CNC3=CC=CC=C23)NC(=O)[C@H](CC(O)=O)NC(=O)[C@H](CC2=CC=C(C=C2)C(O)=O)NC(=O)[C@H](CCCCCCCC)NC(=O)[C@H](CC(O)=O)NC1=O)C(=O)N[C@@H](CCCCNC(=O)CCOCCOCCOCCOCCOCCOCCOCCOCCOCCOCCOCCOCCOCCOCCOCCOCCOCCOCCOCCOCCOCCC(=O)NCCCC[C@H](NC(=O)[C@@H]1CCSCCCSCC[C@H](NC(=O)[C@H](CCC(O)=O)NC(=O)[C@@H](NC(=O)[C@H](CCCC[N+](C)(C)C)NC(=O)[C@@H](NC(=O)C[H])[C@@H](C)CC)C(C)C)C(=O)N2[C@@H](C[C@]3([H])CCCC[C@]23[H])C(=O)N[C@@H](C[H])C(=O)N[C@@H](CC(O)=O)C(=O)N[C@@H](CCCCCCCC)C(=O)N[C@@H](CC2=CC=C(C=C2)C(O)=O)C(=O)N[C@@H](CC(O)=O)C(=O)N[C@@H](CC2=CNC3=CC=CC=C23)C(=O)N1)C(=O)N[C@H](CCCNC(N)=N)C(N)=O)C(=O)N[C@H](CCCNC(N)=N)C(N)=O)NC(=O)[C@H](CCC(O)=O)NC(=O)[C@@H](NC(=O)[C@H](CCCC[N+](C)(C)C)NC(=O)[C@@H](NC(=O)C[H])[C@@H](C)CC)C(C)C						
740	D; 5206.47	X5Hcy-X13Hcy	Thioether	Propane_Linker	PEG21DA; X14K; amide	---	AA++++; FF++
740	ac-I-Lys_Me3-V-E-Hcy-Oic-A-D-Ogl-aMe_Phe-D-W-Hcy-K-dR-am (SEQ ID NO:564)						
740	[H]C[C@@H]1NC(=O)[C@@H]2C[C@]3([H])CCCC[C@]3([H])N2C(=O)[C@H](CCSCCCSCC[C@H](NC(=O)[C@H](CC2=CNC3=CC=CC=C23)NC(=O)[C@H](CC(O)=O)NC(=O)[C@](C)(CC2=CC=CC=C2)NC(=O)[C@H](CCCCCCCC)NC(=O)[C@H](CC(O)=O)NC1=O)C(=O)N[C@@H](CCCCNC(=O)CCOCCOCCOCCOCCOCCOCCOCCOCCOCCOCCOCCOCCOCCOCCOCCOCCOCCOCCOCCOCCOCCC(=O)NCCCC[C@H](NC(=O)[C@@H]1CCSCCCSCC[C@H](NC(=O)[C@H](CCC(O)=O)NC(=O)[C@@H](NC(=O)[C@H](CCCC[N+](C)(C)C)NC(=O)[C@@H](NC(=O)C[H])[C@@H](C)CC)C(C)C)C(=O)N2[C@@H](C[C@]3([H])CCCC[C@]23[H])C(=O)N[C@@H](C[H])C(=O)N[C@@H](CC(O)=O)C(=O)N[C@@H](CCCCCCCC)C(=O)N[C@@](C)(CC2=CC=CC=C2)C(=O)N[C@@H](CC(O)=O)C(=O)N[C@@H](CC2=CNC3=CC=CC=C23)C(=O)N1)C(=O)N[C@H](CCCNC(N)=N)C(N)=O)C(=O)N[C@H](CCCNC(N)=N)C(N)=O)NC(=O)[C@H](CCC(O)=O)NC(=O)[C@@H](NC(=O)[C@H](CCCC[N+](C)(C)C)NC(=O)[C@@H](NC(=O)C[H])[C@@H](C)CC)C(C)C						

FIGURE 1.210

C#	Monomer (M) or Dimer (D) & MW (Daltons)	Cyclization Positions	Cyclization Chemical Bond	Cyclization Linker	Dimerization: Linker, Position, Chemical Bond	Stability Assays (SGF; SIF)	IC50 HEK Blue IL-17assays (AA, AF, FF)
741	D; 5206.47	X5Hcy-X13Hcy	Thioether	Propane_Linker	PEG21DA; X14K; amide	---	AA++++; FF+++
741	ac-I-Lys_Me3-V-E-Hcy-Oic-A-D-Ogl-Hph-D-W-Hcy-K-dR-am (SEQ ID NO:565)						
741	[H]C[C@@H]1NC(=O)[C@@H]2C[C@]3([H])CCCC[C@]3([H])N2C(=O)[C@H](CCSCCCSCC[C@H](NC(=O)[C@H](CC2=CNC3=CC=CC=C23)NC(=O)[C@H](CC(O)=O)NC(=O)[C@H](CCC2=CC=CC=C2)NC(=O)[C@H](CCCCCCCC)NC(=O)[C@H](CC(O)=O)NC1=O)C(=O)N[C@@H](CCCCNC(=O)CCOCCOCCOCCOCCOCCOCCOCCOCCOCCOCCOCCOCCOCCOCCOCCOCCOCCOCCOCCOCCOCCC(=O)NCCCC[C@H](NC(=O)[C@@H]1CCSCCCSCC[C@H](NC(=O)[C@H](CCC(O)=O)NC(=O)[C@@H](NC(=O)[C@H](CCCC[N+](C)(C)C)NC(=O)[C@@H](NC(=O)C[H])[C@@H](C)CC)C(C)C)C(=O)N2[C@@H](C[C@]3([H])CCCC[C@]23[H])C(=O)N[C@@H](C[H])C(=O)N[C@@H](CC(O)=O)C(=O)N[C@@H](CCCCCCCC)C(=O)N[C@@H](CCC2=CC=CC=C2)C(=O)N[C@@H](CC(O)=O)C(=O)N[C@@H](CC2=CNC3=CC=CC=C23)C(=O)N1)C(=O)N[C@H](CCCNC(N)=N)C(N)=O)C(=O)N[C@H](CCCNC(N)=N)C(N)=O)NC(=O)[C@H](CCC(O)=O)NC(=O)[C@@H](NC(=O)[C@H](CCCC[N+](C)(C)C)NC(=O)[C@@H](NC(=O)C[H])[C@@H](C)CC)C(C)C						
742	D; 5284.55	X5Hcy-X13Hcy	Thioether	Propane_Linker	PEG21DA; X14K; amide	SGF++++; SIF++++	AA++++; FF++++
742	ac-I-Lys_Me3-V-hE-Hcy-Oic-A-D-Ogl-W-D-W-Hcy-K-dR-am (SEQ ID NO:566)						
742	[H]C[C@@H]1NC(=O)[C@@H]2C[C@]3([H])CCCC[C@]3([H])N2C(=O)[C@H](CCSCCCSCC[C@H](NC(=O)[C@H](CC2=CNC3=CC=CC=C23)NC(=O)[C@H](CC(O)=O)NC(=O)[C@H](CC2=CNC3=CC=CC=C23)NC(=O)[C@H](CCCCCCCC)NC(=O)[C@H](CC(O)=O)NC1=O)C(=O)N[C@@H](CCCCNC(=O)CCOCCOCCOCCOCCOCCOCCOCCOCCOCCOCCOCCOCCOCCOCCOCCOCCOCCOCCOCCOCCOCCC(=O)NCCCC[C@H](NC(=O)[C@@H]1CCSCCCSCC[C@H](NC(=O)[C@H](CCCC(O)=O)NC(=O)[C@@H](NC(=O)[C@H](CCCC[N+](C)(C)C)NC(=O)[C@@H](NC(=O)C[H])[C@@H](C)CC)C(C)C)C(=O)N2[C@@H](C[C@]3([H])CCCC[C@]23[H])C(=O)N[C@@H](C[H])C(=O)N[C@@H](CC(O)=O)C(=O)N[C@@H](CCCCCCCC)C(=O)N[C@@H](CC2=CNC3=CC=CC=C23)C(=O)N[C@@H](CC(O)=O)C(=O)N[C@@H](CC2=CNC3=CC=CC=C23)C(=O)N1)C(=O)N[C@H](CCCNC(N)=N)C(N)=O)C(=O)N[C@H](CCCNC(N)=N)C(N)=O)NC(=O)[C@H](CCCC(O)=O)NC(=O)[C@@H](NC(=O)[C@H](CCCC[N+](C)(C)C)NC(=O)[C@@H](NC(=O)C[H])[C@@H](C)CC)C(C)C						
743	D; 5284.55	X5Hcy-X13Hcy	Thioether	Propane_Linker	PEG21DA; X14K; amide	SGF++++; SIF++++	AA++++; FF++++
743	ac-I-Lys_Me3-V-E-Hcy-Oic-A-D-Ogl-W-D-aMe_Trp-Hcy-K-dR-am (SEQ ID NO:567)						
743	[H]C[C@@H]1NC(=O)[C@@H]2C[C@]3([H])CCCC[C@]3([H])N2C(=O)[C@H](CCSCCCSCC[C@H](NC(=O)[C@](C)(CC2=CNC3=C2C=CC=C3)NC(=O)[C@H](CC(O)=O)NC(=O)[C@H](CC2=CNC3=CC=CC=C23)NC(=O)[C@H](CCCCCCCC)NC(=O)[C@H](CC(O)=O)NC1=O)C(=O)N[C@@H](CCCCNC(=O)CCOCCOCCOCCOCCOCCOCCOCCOCCOCCOCCOCCOCCOCCOCCOCCOCCOCCOCCOCCOCCOCCC(=O)NCCCC[C@H](NC(=O)[C@@H]1CCSCCCSCC[C@H](NC(=O)[C@H](CCC(O)=O)NC(=O)[C@@H](NC(=O)[C@H](CCCC[N+](C)(C)C)NC(=O)[C@@H](NC(=O)C[H])[C@@H](C)CC)C(C)C)C(=O)N2[C@@H](C[C@]3([H])CCCC[C@]23[H])C(=O)N[C@@H](C[H])C(=O)N[C@@H](CC(O)=O)C(=O)N[C@@H](CCCCCCCC)C(=O)N[C@@H](CC2=CNC3=CC=CC=C23)C(=O)N[C@@H](CC(O)=O)C(=O)N[C@@](C)(CC2=CNC3=C2C=CC=C3)C(=O)N1)C(=O)N[C@H](CCCNC(N)=N)C(N)=O)C(=O)N[C@H](CCCNC(N)=N)C(N)=O)NC(=O)[C@H](CCC(O)=O)NC(=O)[C@@H](NC(=O)[C@H](CCCC[N+](C)(C)C)NC(=O)[C@@H](NC(=O)C[H])[C@@H](C)CC)C(C)C						

FIGURE 1.211

C#	Monomer (M) or Dimer (D) & MW (Daltons)	Cyclization Positions	Cyclization Chemical Bond	Cyclization Linker	Dimerization: Linker, Position, Chemical Bond	Stability Assays (SGF; SIF)	IC50 HEK Blue IL-17assays (AA, AF, FF)
744	D; 5372.56	X5Hcy-X13Hcy	Thioether	Propane_Linker	PEG21DA; X14K; amide	SGF++++; SIF++++	AA++++; FF++++
744	ac-I-Lys_Me3-V-E-Hcy-Oic-A-Gla-Ogl-W-D-W-Hcy-K-dR-am (SEQ ID NO:436)						
744	[H]C[C@@H]1NC(=O)[C@@H]2C[C@]3([H])CCCC[C@]3([H])N2C(=O)[C@H](CCSCCCSCC[C@H](NC(=O)[C@H](CC2=CNC3=CC=CC=C23)NC(=O)[C@H](CC(O)=O)NC(=O)[C@H](CC2=CNC3=CC=CC=C23)NC(=O)[C@H](CCCCCCCC)NC(=O)[C@H](CC(C(O)=O)C(O)=O)NC1=O)C(=O)N[C@@H](CCCCNC(=O)CCOCCOCCOCCOCCOCCOCCOCCOCCOCCOCCOCCOCCOCCOCCOCCOCCOCCOCCOCCOCCOCCC(=O)NCCCC[C@H](NC(=O)[C@@H]1CCSCCCSCC[C@H](NC(=O)[C@H](CCC(O)=O)NC(=O)[C@@H](NC(=O)[C@H](CCCC[N+](C)(C)C)NC(=O)[C@@H](NC(=O)C[H])[C@@H](C)CC)C(C)C)C(=O)N2[C@@H](C[C@]3([H])CCCC[C@]23[H])C(=O)N[C@@H](C[H])C(=O)N[C@@H](CC(C(O)=O)C(O)=O)C(=O)N[C@@H](CCCCCCCC)C(=O)N[C@@H](CC2=CNC3=CC=CC=C23)C(=O)N[C@@H](CC(O)=O)C(=O)N[C@@H](CC2=CNC3=CC=CC=C23)C(=O)N1)C(=O)N[C@H](CCCNC(N)=N)C(N)=O)C(=O)N[C@H](CCCNC(N)=N)C(N)=O)NC(=O)[C@H](CCC(O)=O)NC(=O)[C@@H](NC(=O)[C@H](CCCC[N+](C)(C)C)NC(=O)[C@@H](NC(=O)C[H])[C@@H](C)CC)C(C)C						
745	D; 5290.35	X5Hcy-X13Hcy	Thioether	Propane_Linker	PEG21DA; X14K; amide	SGF++++; SIF++++	AA++++
745	ac-I-H-Tle-N-Hcy-4RBenzyloxyPro-A-D-Ogl-W-D-W-Hcy-K-dR-am (SEQ ID NO:568)						
745	[H]C[C@@H]1NC(=O)[C@@H]2C[C@H](CN2C(=O)[C@H](CCSCCCSCC[C@H](NC(=O)[C@H](CC2=CNC3=CC=CC=C23)NC(=O)[C@H](CC(O)=O)NC(=O)[C@H](CC2=CNC3=CC=CC=C23)NC(=O)[C@H](CCCCCCCC)NC(=O)[C@H](CC(O)=O)NC1=O)C(=O)N[C@@H](CCCCNC(=O)CCOCCOCCOCCOCCOCCOCCOCCOCCOCCOCCOCCOCCOCCOCCOCCOCCOCCOCCOCCOCCOCCC(=O)NCCCC[C@H](NC(=O)[C@@H]1CCSCCCSCC[C@H](NC(=O)[C@H](CC(N)=O)NC(=O)[C@@H](NC(=O)[C@H](CC2=CN=CN2)NC(=O)[C@@H](NC(=O)C[H])[C@@H](C)CC)C(C)(C)C)C(=O)N2C[C@@H](C[C@H]2C(=O)N[C@@H](C[H])C(=O)N[C@@H](CC(O)=O)C(=O)N[C@@H](CCCCCCCC)C(=O)N[C@@H](CC2=CNC3=CC=CC=C23)C(=O)N[C@@H](CC(O)=O)C(=O)N[C@@H](CC2=CNC3=CC=CC=C23)C(=O)N1)OCC1=CC=CC=C1)C(=O)N[C@H](CCCNC(N)=N)C(N)=O)C(=O)N[C@H](CCCNC(N)=N)C(N)=O)NC(=O)[C@H](CC(N)=O)NC(=O)[C@@H](NC(=O)[C@H](CC1=CN=CN1)NC(=O)[C@@H](NC(=O)C[H])[C@@H](C)CC)C(C)(C)C)OCC1=CC=CC=C1						
746	D; 5170.23	X5Cys-X13Cys	Thioether	Pentane_Linker	PEG21DA; X14K; amide	SGF+; SIF++	AA++++; FF++++
746	ac-I-Q-V-E-C-Oic-A-D-Ogl-W-D-W-C-K-dR-am (SEQ ID NO:569)						
746	[H]C[C@@H]1NC(=O)[C@@H]2C[C@]3([H])CCCC[C@]3([H])N2C(=O)[C@H](CSCCCCCSC[C@H](NC(=O)[C@H](CC2=CNC3=CC=CC=C23)NC(=O)[C@H](CC(O)=O)NC(=O)[C@H](CC2=CNC3=CC=CC=C23)NC(=O)[C@H](CCCCCCCC)NC(=O)[C@H](CC(O)=O)NC1=O)C(=O)N[C@@H](CCCCNC(=O)CCOCCOCCOCCOCCOCCOCCOCCOCCOCCOCCOCCOCCOCCOCCOCCOCCOCCOCCOCCOCCOCCC(=O)NCCCC[C@H](NC(=O)[C@@H]1CSCCCCCSC[C@H](NC(=O)[C@H](CCC(O)=O)NC(=O)[C@@H](NC(=O)[C@H](CCC(N)=O)NC(=O)[C@@H](NC(=O)C[H])[C@@H](C)CC)C(C)C)C(=O)N2[C@@H](C[C@]3([H])CCCC[C@]23[H])C(=O)N[C@@H](C[H])C(=O)N[C@@H](CC(O)=O)C(=O)N[C@@H](CCCCCCCC)C(=O)N[C@@H](CC2=CNC3=CC=CC=C23)C(=O)N[C@@H](CC(O)=O)C(=O)N[C@@H](CC2=CNC3=CC=CC=C23)C(=O)N1)C(=O)N[C@H](CCCNC(N)=N)C(N)=O)C(=O)N[C@H](CCCNC(N)=N)C(N)=O)NC(=O)[C@H](CCC(O)=O)NC(=O)[C@@H](NC(=O)[C@H](CCC(N)=O)NC(=O)[C@@H](NC(=O)C[H])[C@@H](C)CC)C(C)C						

FIGURE 1.212

C#	Monomer (M) or Dimer (D) & MW (Daltons)	Cyclization Positions	Cyclization Chemical Bond	Cyclization Linker	Dimerization: Linker, Position, Chemical Bond	Stability Assays (SGF; SIF)	IC50 HEK Blue IL-17assays (AA, AF, FF)
747	D; 5444.51	X5Cys-X13Cys	Thioether	Pentane_Linker	PEG21DA; X14K; amide	SGF+; SIF++++	AA++++; FF++++
747	ac-E-I-H-Tle-N-C-Oic-A-D-Ogl-W-D-W-C-K-dR-am (SEQ ID NO:570)						
747	[H]C[C@@H]1NC(=O)[C@@H]2C[C@]3([H])CCCC[C@]3([H])N2C(=O)[C@H](CSCCCCCSC[C@H](NC(=O)[C@H](CC2=CNC3=CC=CC=C23)NC(=O)[C@H](CC(O)=O)NC(=O)[C@H](CC2=CNC3=CC=CC=C23)NC(=O)[C@H](CCCCCCCC)NC(=O)[C@H](CC(O)=O)NC1=O)C(=O)N[C@@H](CCCCNC(=O)CCOCCOCCOCCOCCOCCOCCOCCOCCOCCOCCOCCOCCOCCOCCOCCOCCOCCOCCOCCOCCOCCC(=O)NCCCC[C@H](NC(=O)[C@@H]1CSCCCCCSC[C@H](NC(=O)[C@H](CC(N)=O)NC(=O)[C@@H](NC(=O)[C@H](CC2=CN=CN2)NC(=O)[C@@H](NC(=O)[C@H](CCC(O)=O)NC(=O)C[H])[C@@H](C)CC)C(C)(C)C)C(=O)N2[C@@H](C[C@]3([H])CCCC[C@]23[H])C(=O)N[C@@H](C[H])C(=O)N[C@@H](CC(O)=O)C(=O)N[C@@H](CCCCCCCC)C(=O)N[C@@H](CC2=CNC3=CC=CC=C23)C(=O)N[C@@H](CC(O)=O)C(=O)N[C@@H](CC2=CNC3=CC=CC=C23)C(=O)N1)C(=O)N[C@H](CCCNC(N)=N)C(N)=O)C(=O)N[C@H](CCCNC(N)=N)C(N)=O)NC(=O)[C@H](CC(N)=O)NC(=O)[C@@H](NC(=O)[C@H](CC1=CN=CN1)NC(=O)[C@@H](NC(=O)[C@H](CCC(O)=O)NC(=O)C[H])[C@@H](C)CC)C(C)(C)C						
748	D; 5226.47	X5Hcy-X13Hcy	Thioether	Propane_Linker	PEG21DA; X14K; amide	SGF++++; SIF++++	AA++++; FF+++
748	ac-I-Lys_Me3-V-N-Hcy-Oic-A-D-Ogl-W-D-W-Hcy-K-dR-am (SEQ ID NO:571)						
748	[H]C[C@@H]1NC(=O)[C@@H]2C[C@]3([H])CCCC[C@]3([H])N2C(=O)[C@H](CCSCCCSCC[C@H](NC(=O)[C@H](CC2=CNC3=CC=CC=C23)NC(=O)[C@H](CC(O)=O)NC(=O)[C@H](CC2=CNC3=CC=CC=C23)NC(=O)[C@H](CCCCCCCC)NC(=O)[C@H](CC(O)=O)NC1=O)C(=O)N[C@@H](CCCCNC(=O)CCOCCOCCOCCOCCOCCOCCOCCOCCOCCOCCOCCOCCOCCOCCOCCOCCOCCOCCOCCOCCOCCC(=O)NCCCC[C@H](NC(=O)[C@@H]1CCSCCCSCC[C@H](NC(=O)[C@H](CC(N)=O)NC(=O)[C@@H](NC(=O)[C@H](CCCC[N+](C)(C)C)NC(=O)[C@@H](NC(=O)C[H])[C@@H](C)CC)C(C)C)C(=O)N2[C@@H](C[C@]3([H])CCCC[C@]23[H])C(=O)N[C@@H](C[H])C(=O)N[C@@H](CC(O)=O)C(=O)N[C@@H](CCCCCCCC)C(=O)N[C@@H](CC2=CNC3=CC=CC=C23)C(=O)N[C@@H](CC(O)=O)C(=O)N[C@@H](CC2=CNC3=CC=CC=C23)C(=O)N1)C(=O)N[C@H](CCCNC(N)=N)C(N)=O)C(=O)N[C@H](CCCNC(N)=N)C(N)=O)NC(=O)[C@H](CC(N)=O)NC(=O)[C@@H](NC(=O)[C@H](CCCC[N+](C)(C)C)NC(=O)[C@@H](NC(=O)C[H])[C@@H](C)CC)C(C)C						
749	D; 5114.12	X5Hcy-X13Hcy	Thioether	Propane_Linker	PEG21DA; X14K; amide	---	AA++++; FF+
749	ac-I-Q-V-E-C-Oic-A-D-Ogl-W-D-W-C-K-dR-am (SEQ ID NO:572)						
749	[H]C[C@@H]1NC(=O)[C@@H]2C[C@]3([H])CCCC[C@]3([H])N2C(=O)[C@H](CSCCCSC[C@H](NC(=O)[C@H](CC2=CNC3=CC=CC=C23)NC(=O)[C@H](CC(O)=O)NC(=O)[C@H](CC2=CNC3=CC=CC=C23)NC(=O)[C@H](CCCCCCCC)NC(=O)[C@H](CC(O)=O)NC1=O)C(=O)N[C@@H](CCCCNC(=O)CCOCCOCCOCCOCCOCCOCCOCCOCCOCCOCCOCCOCCOCCOCCOCCOCCOCCOCCOCCOCCOCCC(=O)NCCCC[C@H](NC(=O)[C@@H]1CSCCCSC[C@H](NC(=O)[C@H](CCC(O)=O)NC(=O)[C@@H](NC(=O)[C@H](CCC(N)=O)NC(=O)[C@@H](NC(=O)C[H])[C@@H](C)CC)C(C)C)C(=O)N2[C@@H](C[C@]3([H])CCCC[C@]23[H])C(=O)N[C@@H](C[H])C(=O)N[C@@H](CC(O)=O)C(=O)N[C@@H](CCCCCCCC)C(=O)N[C@@H](CC2=CNC3=CC=CC=C23)C(=O)N[C@@H](CC(O)=O)C(=O)N[C@@H](CC2=CNC3=CC=CC=C23)C(=O)N1)C(=O)N[C@H](CCCNC(N)=N)C(N)=O)C(=O)N[C@H](CCCNC(N)=N)C(N)=O)NC(=O)[C@H](CCC(O)=O)NC(=O)[C@@H](NC(=O)[C@H](CCC(N)=O)NC(=O)[C@@H](NC(=O)C[H])[C@@H](C)CC)C(C)C						

FIGURE 1.213

C#	Monomer (M) or Dimer (D) & MW (Daltons)	Cyclization Positions	Cyclization Chemical Bond	Cyclization Linker	Dimerization: Linker, Position, Chemical Bond	Stability Assays (SGF; SIF)	IC50 HEK Blue IL-17assays (AA, AF, FF)
750	D; 5284.55	X5Cys-X13Cys	Thioether	Pentane_Linker	PEG21DA; X14K; amide	SGF++++; SIF++++	AA++++; FF++++
750	ac-I-Lys_Me3-Tle-E-C-Oic-A-D-Ogl-W-D-W-C-K-dR-am (SEQ ID NO:573)						
750	[H]C[C@@H]1NC(=O)[C@@H]2C[C@]3([H])CCCC[C@]3([H])N2C(=O)[C@H](CSCCCCCSC[C@H](NC(=O)[C@H](CC2=CNC3=CC=CC=C23)NC(=O)[C@H](CC(O)=O)NC(=O)[C@H](CC2=CNC3=CC=CC=C23)NC(=O)[C@H](CCCCCCCC)NC(=O)[C@H](CC(O)=O)NC1=O)C(=O)N[C@@H](CCCCNC(=O)CCOCCOCCOCCOCCOCCOCCOCCOCCOCCOCCOCCOCCOCCOCCOCCOCCOCCOCCOCCOCCOCCC(=O)NCCCC[C@H](NC(=O)[C@@H]1CSCCCCCSC[C@H](NC(=O)[C@H](CCC(O)=O)NC(=O)[C@@H](NC(=O)[C@H](CCCC[N+](C)(C)C)NC(=O)[C@@H](NC(=O)C[H])[C@@H](C)CC)C(C)(C)C)C(=O)N2[C@@H](C[C@]3([H])CCCC[C@]23[H])C(=O)N[C@@H](C[H])C(=O)N[C@@H](CC(O)=O)C(=O)N[C@@H](CCCCCCCC)C(=O)N[C@@H](CC2=CNC3=CC=CC=C23)C(=O)N[C@@H](CC(O)=O)C(=O)N[C@@H](CC2=CNC3=CC=CC=C23)C(=O)N1)C(=O)N[C@H](CCCNC(N)=N)C(N)=O)C(=O)N[C@H](CCCNC(N)=N)C(N)=O)NC(=O)[C@H](CCC(O)=O)NC(=O)[C@@H](NC(=O)[C@H](CCCC[N+](C)(C)C)NC(=O)[C@@H](NC(=O)C[H])[C@@H](C)CC)C(C)(C)C						
751	D; 5158.23	X5Cys-X13Cys	Thioether	Butane_Linker	PEG21DA; X14K; amide	SGF++++; SIF+	AA++++; FF++++
751	ac-I-H-Tle-N-C-Oic-A-D-Ogl-W-D-W-C-K-dR-am (SEQ ID NO:57SEQ ID NO:574)						
751	[H]C[C@@H]1NC(=O)[C@@H]2C[C@]3([H])CCCC[C@]3([H])N2C(=O)[C@H](CSCCCCSC[C@H](NC(=O)[C@H](CC2=CNC3=CC=CC=C23)NC(=O)[C@H](CC(O)=O)NC(=O)[C@H](CC2=CNC3=CC=CC=C23)NC(=O)[C@H](CCCCCCCC)NC(=O)[C@H](CC(O)=O)NC1=O)C(=O)N[C@@H](CCCCNC(=O)CCOCCOCCOCCOCCOCCOCCOCCOCCOCCOCCOCCOCCOCCOCCOCCOCCOCCOCCOCCOCCOCCC(=O)NCCCC[C@H](NC(=O)[C@@H]1CSCCCCSC[C@H](NC(=O)[C@H](CC(N)=O)NC(=O)[C@@H](NC(=O)[C@H](CC2=CN=CN2)NC(=O)[C@@H](NC(=O)C[H])[C@@H](C)CC)C(C)(C)C)C(=O)N2[C@@H](C[C@]3([H])CCCC[C@]23[H])C(=O)N[C@@H](C[H])C(=O)N[C@@H](CC(O)=O)C(=O)N[C@@H](CCCCCCCC)C(=O)N[C@@H](CC2=CNC3=CC=CC=C23)C(=O)N[C@@H](CC(O)=O)C(=O)N[C@@H](CC2=CNC3=CC=CC=C23)C(=O)N1)C(=O)N[C@H](CCCNC(N)=N)C(N)=O)C(=O)N[C@H](CCCNC(N)=N)C(N)=O)NC(=O)[C@H](CC(N)=O)NC(=O)[C@@H](NC(=O)[C@H](CC1=CN=CN1)NC(=O)[C@@H](NC(=O)C[H])[C@@H](C)CC)C(C)(C)C						
752	D; 5186.28	X5Hcy-X13Hcy	Thioether	Butane_Linker	PEG21DA; X14K; amide	SGF++++; SIF+++	AA++++; FF+++
752	ac-I-H-Tle-N-Hcy-Oic-A-D-Ogl-W-D-W-C-K-dR-am (SEQ ID NO:575)						
752	[H]C[C@@H]1NC(=O)[C@@H]2C[C@]3([H])CCCC[C@]3([H])N2C(=O)[C@H](CCSCCCCSC[C@H](NC(=O)[C@H](CC2=CNC3=CC=CC=C23)NC(=O)[C@H](CC(O)=O)NC(=O)[C@H](CC2=CNC3=CC=CC=C23)NC(=O)[C@H](CCCCCCCC)NC(=O)[C@H](CC(O)=O)NC1=O)C(=O)N[C@@H](CCCCNC(=O)CCOCCOCCOCCOCCOCCOCCOCCOCCOCCOCCOCCOCCOCCOCCOCCOCCOCCOCCOCCOCCOCCC(=O)NCCCC[C@H](NC(=O)[C@@H]1CSCCCCSCC[C@H](NC(=O)[C@H](CC(N)=O)NC(=O)[C@@H](NC(=O)[C@H](CC2=CN=CN2)NC(=O)[C@@H](NC(=O)C[H])[C@@H](C)CC)C(C)(C)C)C(=O)N2[C@@H](C[C@]3([H])CCCC[C@]23[H])C(=O)N[C@@H](C[H])C(=O)N[C@@H](CC(O)=O)C(=O)N[C@@H](CCCCCCCC)C(=O)N[C@@H](CC2=CNC3=CC=CC=C23)C(=O)N[C@@H](CC(O)=O)C(=O)N[C@@H](CC2=CNC3=CC=CC=C23)C(=O)N1)C(=O)N[C@H](CCCNC(N)=N)C(N)=O)C(=O)N[C@H](CCCNC(N)=N)C(N)=O)NC(=O)[C@H](CC(N)=O)NC(=O)[C@@H](NC(=O)[C@H](CC1=CN=CN1)NC(=O)[C@@H](NC(=O)C[H])[C@@H](C)CC)C(C)(C)C						

FIGURE 1.214

C#	Monomer (M) or Dimer (D) & MW (Daltons)	Cyclization Positions	Cyclization Chemical Bond	Cyclization Linker	Dimerization: Linker, Position, Chemical Bond	Stability Assays (SGF; SIF)	IC50 HEK Blue IL-17assays (AA, AF, FF)
753	D; 5230.29	X5Hcy-X13Hcy	Thioether	Propane_Linker	PEG21DA; X14K; amide	---	AA++++
753	ac-I-H-Tle-N-Hcy-4RPhePro-A-D-Ogl-W-D-W-Hcy-K-dR-am (SEQ ID NO:576)						
753	[H]C[C@@H]1NC(=O)[C@@H]2C[C@@H](CN2C(=O)[C@H](CCSCCCSCC[C@H](NC(=O)[C@H](CC2=CNC3=CC=CC=C23)NC(=O)[C@H](CC(O)=O)NC(=O)[C@H](CC2=CNC3=CC=CC=C23)NC(=O)[C@H](CCCCCCCC)NC(=O)[C@H](CC(O)=O)NC1=O)C(=O)N[C@@H](CCCCNC(=O)CCOCCOCCOCCOCCOCCOCCOCCOCCOCCOCCOCCOCCOCCOCCOCCOCCOCCOCCOCCOCCOCCOCCC(=O)NCCCC[C@H](NC(=O)[C@@H]1CCSCCCSCC[C@H](NC(=O)[C@H](CC(N)=O)NC(=O)[C@@H](NC(=O)[C@H](CC2=CN=CN2)NC(=O)[C@@H](NC(=O)C[H])[C@@H](C)CC)C(C)(C)C)C(=O)N2C[C@H](C[C@H]2C(=O)N[C@@H](C[H])C(=O)N[C@@H](CC(O)=O)C(=O)N[C@@H](CCCCCCCC)C(=O)N[C@@H](CC2=CNC3=CC=CC=C23)C(=O)N[C@@H](CC(O)=O)C(=O)N[C@@H](CC2=CNC3=CC=CC=C23)C(=O)N1)C1=CC=CC=C1)C(=O)N[C@H](CCCNC(N)=N)C(N)=O)C(=O)N[C@H](CCCNC(N)=N)C(N)=O)NC(=O)[C@H](CC(N)=O)NC(=O)[C@@H](NC(=O)[C@H](CC1=CN=CN1)NC(=O)[C@@H](NC(=O)C[H])[C@@H](C)CC)C(C)(C)C)C1=CC=CC=C1						
754	D; 5214.09	X5Hcy-X13Hcy	Thioether	Propane_Linker	PEG21DA; X14K; amide	SGF++++; SIF++++	AA++++; FF+++
754	ac-I-H-Tle-N-Hcy-4SCF3Pro-A-D-Ogl-W-D-W-Hcy-K-dR-am (SEQ ID NO:577)						
754	[H]C[C@@H]1NC(=O)[C@@H]2C[C@@H](CN2C(=O)[C@H](CCSCCCSCC[C@H](NC(=O)[C@H](CC2=CNC3=CC=CC=C23)NC(=O)[C@H](CC(O)=O)NC(=O)[C@H](CC2=CNC3=CC=CC=C23)NC(=O)[C@H](CCCCCCCC)NC(=O)[C@H](CC(O)=O)NC1=O)C(=O)N[C@@H](CCCCNC(=O)CCOCCOCCOCCOCCOCCOCCOCCOCCOCCOCCOCCOCCOCCOCCOCCOCCOCCOCCOCCOCCOCCOCCC(=O)NCCCC[C@H](NC(=O)[C@@H]1CCSCCCSCC[C@H](NC(=O)[C@H](CC(N)=O)NC(=O)[C@@H](NC(=O)[C@H](CC2=CN=CN2)NC(=O)[C@@H](NC(=O)C[H])[C@@H](C)CC)C(C)(C)C)C(=O)N2C[C@H](C[C@H]2C(=O)N[C@@H](C[H])C(=O)N[C@@H](CC(O)=O)C(=O)N[C@@H](CCCCCCCC)C(=O)N[C@@H](CC2=CNC3=CC=CC=C23)C(=O)N[C@@H](CC(O)=O)C(=O)N[C@@H](CC2=CNC3=CC=CC=C23)C(=O)N1)C(F)(F)F)C(=O)N[C@H](CCCNC(N)=N)C(N)=O)C(=O)N[C@H](CCCNC(N)=N)C(N)=O)NC(=O)[C@H](CC(N)=O)NC(=O)[C@@H](NC(=O)[C@H](CC1=CN=CN1)NC(=O)[C@@H](NC(=O)C[H])[C@@H](C)CC)C(C)(C)C)C(F)(F)F						
755	D; 5208.167	X5O3S-X13O3S	Carbon-carbon double	---	PEG21DA; X14K; amide	SGF+; SIF++	AA++++; FF++++
755	ac-Sar-I-Q-V-E-O3S-Oic-A-D-Ogl-W-D-W-O3S-K-dR-am (SEQ ID NO:578)						
755	[H]C[C@@H]1NC(=O)[C@@H]2C[C@]3([H])CCCC[C@]3([H])N2C(=O)[C@H](CCCC=CCCC[C@H](NC(=O)[C@H](CC2=CNC3=CC=CC=C23)NC(=O)[C@H](CC(O)=O)NC(=O)[C@H](CC2=CNC3=CC=CC=C23)NC(=O)[C@H](CCCCCCCC)NC(=O)[C@H](CC(O)=O)NC1=O)C(=O)N[C@@H](CCCCNC(=O)CCOCCOCCOCCOCCOCCOCCOCCOCCOCCOCCOCCOCCOCCOCCOCCOCCOCCOCCOCCOCCOCCOCCC(=O)NCCCC[C@H](NC(=O)[C@@H]1CCC\C=C\CCC[C@H](NC(=O)[C@H](CCC(O)=O)NC(=O)[C@@H](NC(=O)[C@H](CCC(N)=O)NC(=O)[C@@H](NC(=O)CN(C)C(=O)C[H])[C@@H](C)CC)C(C)C)C(=O)N2[C@@H](C[C@]3([H])CCCC[C@]23[H])C(=O)N[C@@H](C[H])C(=O)N[C@@H](CC(O)=O)C(=O)N[C@@H](CCCCCCCC)C(=O)N[C@@H](CC2=CNC3=CC=CC=C23)C(=O)N[C@@H](CC(O)=O)C(=O)N[C@@H](CC2=CNC3=CC=CC=C23)C(=O)N1)C(=O)N[C@H](CCCNC(N)=N)C(N)=O)C(=O)N[C@H](CCCNC(N)=N)C(N)=O)NC(=O)[C@H](CCC(O)=O)NC(=O)[C@@H](NC(=O)[C@H](CCC(N)=O)NC(=O)[C@@H](NC(=O)CN(C)C(=O)C[H])[C@@H](C)CC)C(C)C						

FIGURE 1.215

C#	Monomer (M) or Dimer (D) & MW (Daltons)	Cyclization Positions	Cyclization Chemical Bond	Cyclization Linker	Dimerization: Linker, Position, Chemical Bond	Stability Assays (SGF; SIF)	IC50 HEK Blue IL-17assays (AA, AF, FF)
756	D; 5066.009	X5O2S-X13O4S	Carbon-carbon double	---	PEG21DA; X14K; amide	SGF+; SIF++++	AA++++; FF++++
756	ac-I-Q-V-E-O2S-Oic-A-D-Ogl-W-D-W-O4S-K-dR-am (SEQ ID NO:579)						
756	[H]C[C@@H]1NC(=O)[C@@H]2C[C@]3([H])CCCC[C@]3([H])N2C(=O)[C@H](CC\C=C/CCCC[C@H](NC(=O)[C@H](CC2=CNC3=CC=CC=C23)NC(=O)[C@H](CC(O)=O)NC(=O)[C@H](CC2=CNC3=CC=CC=C23)NC(=O)[C@H](CCCCCCCC)NC(=O)[C@H](CC(O)=O)NC1=O)C(=O)N[C@@H](CCCCNC(=O)CCOCCOCCOCCOCCOCCOCCOCCOCCOCCOCCOCCOCCOCCOCCOCCOCCOCCOCCOCCOCCOCCC(=O)NCCCC[C@H](NC(=O)[C@@H]1CCCC\C=C/CC[C@H](NC(=O)[C@H](CCC(O)=O)NC(=O)[C@@H](NC(=O)[C@H](CCC(N)=O)NC(=O)[C@@H](NC(=O)C[H])[C@@H](C)CC)C(C)C)C(=O)N2[C@@H](C[C@]3([H])CCCC[C@]23[H])C(=O)N[C@@H](C[H])C(=O)N[C@@H](CC(O)=O)C(=O)N[C@@H](CCCCCCCC)C(=O)N[C@@H](CC2=CNC3=CC=CC=C23)C(=O)N[C@@H](CC(O)=O)C(=O)N[C@@H](CC2=CNC3=CC=CC=C23)C(=O)N1)C(=O)N[C@H](CCCNC(N)=N)C(N)=O)C(=O)N[C@H](CCCNC(N)=N)C(N)=O)NC(=O)[C@H](CCC(O)=O)NC(=O)[C@@H](NC(=O)[C@H](CCC(N)=O)NC(=O)[C@@H](NC(=O)C[H])[C@@H](C)CC)C(C)C						
757	D; 5066.009	X5O4S-X13O2S	Carbon-carbon double	---	PEG21DA; X14K; amide	SGF+; SIF++++	AA++++; FF++++
757	ac-I-Q-V-E-O4S-Oic-A-D-Ogl-W-D-W-O2S-K-dR-am (SEQ ID NO:580)						
757	[H]C[C@@H]1NC(=O)[C@@H]2C[C@]3([H])CCCC[C@]3([H])N2C(=O)[C@H](CCCC\C=C/CC[C@H](NC(=O)[C@H](CC2=CNC3=CC=CC=C23)NC(=O)[C@H](CC(O)=O)NC(=O)[C@H](CC2=CNC3=CC=CC=C23)NC(=O)[C@H](CCCCCCCC)NC(=O)[C@H](CC(O)=O)NC1=O)C(=O)N[C@@H](CCCCNC(=O)CCOCCOCCOCCOCCOCCOCCOCCOCCOCCOCCOCCOCCOCCOCCOCCOCCOCCOCCOCCOCCOCCC(=O)NCCCC[C@H](NC(=O)[C@@H]1CC\C=C/CCCC[C@H](NC(=O)[C@H](CCC(O)=O)NC(=O)[C@@H](NC(=O)[C@H](CCC(N)=O)NC(=O)[C@@H](NC(=O)C[H])[C@@H](C)CC)C(C)C)C(=O)N2[C@@H](C[C@]3([H])CCCC[C@]23[H])C(=O)N[C@@H](C[H])C(=O)N[C@@H](CC(O)=O)C(=O)N[C@@H](CCCCCCCC)C(=O)N[C@@H](CC2=CNC3=CC=CC=C23)C(=O)N[C@@H](CC(O)=O)C(=O)N[C@@H](CC2=CNC3=CC=CC=C23)C(=O)N1)C(=O)N[C@H](CCCNC(N)=N)C(N)=O)C(=O)N[C@H](CCCNC(N)=N)C(N)=O)NC(=O)[C@H](CCC(O)=O)NC(=O)[C@@H](NC(=O)[C@H](CCC(N)=O)NC(=O)[C@@H](NC(=O)C[H])[C@@H](C)CC)C(C)C						
758	D; 5144.171	X5O3S_Reduced-X13O3S_Reduced	Carbon-carbon single	---	PEG21DA; X14K; amide	SGF++++; SIF++++	AA++++; FF++++
758	ac-I-H-Tba-E-O3S_Reduced-Oic-A-D-Ogl-W-D-W-O3S_Reduced-K-dR-am (SEQ ID NO:581)						
758	[H]C[C@@H]1NC(=O)[C@@H]2C[C@]3([H])CCCC[C@]3([H])N2C(=O)[C@H](CCCCCCCC[C@H](NC(=O)[C@H](CC2=CNC3=CC=CC=C23)NC(=O)[C@H](CC(O)=O)NC(=O)[C@H](CC2=CNC3=CC=CC=C23)NC(=O)[C@H](CCCCCCCC)NC(=O)[C@H](CC(O)=O)NC1=O)C(=O)N[C@@H](CCCCNC(=O)CCOCCOCCOCCOCCOCCOCCOCCOCCOCCOCCOCCOCCOCCOCCOCCOCCOCCOCCOCCOCCOCCC(=O)NCCCC[C@H](NC(=O)[C@@H]1CCCCCCCC[C@H](NC(=O)[C@H](CCC(O)=O)NC(=O)[C@H](CC(C)(C)C)NC(=O)[C@H](CC2=CN=CN2)NC(=O)[C@@H](NC(=O)C[H])[C@@H](C)CC)C(=O)N2[C@@H](C[C@]3([H])CCCC[C@]23[H])C(=O)N[C@@H](C[H])C(=O)N[C@@H](CC(O)=O)C(=O)N[C@@H](CCCCCCCC)C(=O)N[C@@H](CC2=CNC3=CC=CC=C23)C(=O)N[C@@H](CC(O)=O)C(=O)N[C@@H](CC2=CNC3=CC=CC=C23)C(=O)N1)C(=O)N[C@H](CCCNC(N)=N)						

FIGURE 1.216

C#	Monomer (M) or Dimer (D) & MW (Daltons)	Cyclization Positions	Cyclization Chemical Bond	Cyclization Linker	Dimerization: Linker, Position, Chemical Bond	Stability Assays (SGF; SIF)	IC50 HEK Blue IL-17assays (AA, AF, FF)
	C(N)=O)C(=O)N[C@H](CCCNC(N)=N)C(N)=O)NC(=O)[C@H](CCC(O)=O)NC(=O)[C@H](CC(C)(C)C)NC(=O)[C@H](CC1=CN=CN1)NC(=O)[C@@H](NC(=O)C[H])[C@@H](C)CC						
759	D; 5292.329	X5O3S- X13O3S	Carbon-carbon double	---	PEG21DA; X14K; amide	SGF+; SIF+++	AA++++; FF++++
759	ac-Tle-I-Q-V-E-O3S-Oic-A-D-Ogl-W-D-W-O3S-K-dR-am (SEQ ID NO:460)						
759	[H]C[C@@H]1NC(=O)[C@@H]2C[C@]3([H])CCCC[C@]3([H])N2C(=O)[C@H](CCCC=CCCC[C@H](NC(=O)[C@H](CC2=CNC3=CC=CC=C23)NC(=O)[C@H](CC(O)=O)NC(=O)[C@H](CC2=CNC3=CC=CC=C23)NC(=O)[C@H](CCCCCCCC)NC(=O)[C@H](CC(O)=O)NC1=O)C(=O)N[C@@H](CCCCNC(=O)CCOCCOCCOCCOCCOCCOCCOCCOCCOCCOCCOCCOCCOCCOCCOCCOCCOCCOCCOCCOCCOCCC(=O)NCCCC[C@H](NC(=O)[C@@H]1CCC\C=C\CCC[C@H](NC(=O)[C@H](CCC(O)=O)NC(=O)[C@@H](NC(=O)[C@H](CCC(N)=O)NC(=O)[C@@H](NC(=O)[C@@H](NC(=O)C[H])C(C)(C)C)[C@@H](C)CC)C(C)C)C(=O)N2[C@@H](C[C@]3([H])CCCC[C@]23[H])C(=O)N[C@@H](C[H])C(=O)N[C@@H](CC(O)=O)C(=O)N[C@@H](CCCCCCCC)C(=O)N[C@@H](CC2=CNC3=CC=CC=C23)C(=O)N[C@@H](CC(O)=O)C(=O)N[C@@H](CC2=CNC3=CC=CC=C23)C(=O)N1)C(=O)N[C@H](CCCNC(N)=N)C(N)=O)C(=O)N[C@H](CCCNC(N)=N)C(N)=O)NC(=O)[C@H](CCC(O)=O)NC(=O)[C@@H](NC(=O)[C@H](CCC(N)=O)NC(=O)[C@@H](NC(=O)[C@@H](NC(=O)C[H])C(C)(C)C)[C@@H](C)CC)C(C)C						
760	D; 5336.62	X5Hcy-X13Hcy	Thioether	Dimethylcyclopropane_Linker	PEG21DA; X14K; amide	SGF++++; SIF++++	AA++++; FF+++
760	ac-I-Lys_Me3-Tle-E-Hcy-Oic-A-D-Ogl-W-D-W-Hcy-K-dR-am (SEQ ID NO:421)						
760	[H]C[C@@H]1NC(=O)[C@@H]2C[C@]3([H])CCCC[C@]3([H])N2C(=O)[C@H](CCSCC2(CC2)CSCC[C@H](NC(=O)[C@H](CC2=CNC3=CC=CC=C23)NC(=O)[C@H](CC(O)=O)NC(=O)[C@H](CC2=CNC3=CC=CC=C23)NC(=O)[C@H](CCCCCCCC)NC(=O)[C@H](CC(O)=O)NC1=O)C(=O)N[C@@H](CCCCNC(=O)CCOCCOCCOCCOCCOCCOCCOCCOCCOCCOCCOCCOCCOCCOCCOCCOCCOCCOCCOCCOCCOCCC(=O)NCCCC[C@H](NC(=O)[C@@H]1CCSCC2(CC2)CSCC[C@H](NC(=O)[C@H](CCC(O)=O)NC(=O)[C@@H](NC(=O)[C@H](CCCC[N+](C)(C)C)NC(=O)[C@@H](NC(=O)C[H])[C@@H](C)CC)C(C)(C)C)C(=O)N2[C@@H](C[C@]3([H])CCCC[C@]23[H])C(=O)N[C@@H](C[H])C(=O)N[C@@H](CC(O)=O)C(=O)N[C@@H](CCCCCCCC)C(=O)N[C@@H](CC2=CNC3=CC=CC=C23)C(=O)N[C@@H](CC(O)=O)C(=O)N[C@@H](CC2=CNC3=CC=CC=C23)C(=O)N1)C(=O)N[C@H](CCCNC(N)=N)C(N)=O)C(=O)N[C@H](CCCNC(N)=N)C(N)=O)NC(=O)[C@H](CCC(O)=O)NC(=O)[C@@H](NC(=O)[C@H](CCCC[N+](C)(C)C)NC(=O)[C@@H](NC(=O)C[H])[C@@H](C)CC)C(C)(C)C						
761	D; 5312.6	X5Hcy-X13Hcy	Thioether	Propane_Linker	PEG21DA; X14K; amide	SGF++++; SIF++++	AA++++; FF++++
761	ac-I-Lys_Me3-Tle-Glu_OMe-Hcy-Oic-A-D-Ogl-W-D-W-Hcy-K-dR-am (SEQ ID NO:582)						
761	[H]C[C@@H]1NC(=O)[C@@H]2C[C@]3([H])CCCC[C@]3([H])N2C(=O)[C@H](CCSCCCSCC[C@H](NC(=O)[C@H](CC2=CNC3=CC=CC=C23)NC(=O)[C@H](CC(O)=O)NC(=O)[C@H](CC2=CNC3=CC=CC=C23)NC(=O)[C@H](CCCCCCCC)NC(=O)[C@H](CC(O)=O)NC1=O)C(=O)N[C@@H](CCCCNC(=O)CCOCCOCCOCCOCCOCCOCCOCCOCCOCCOCCOCCOCCOCCOCCOCCOCCOCCOCCOCCOCCOCCC(=O)NCCCC[C@H](NC(=O)[C@@H]1CCSCCCSCC[C@H](NC(=O)[C@H](CCC(=O)OC)NC(=O)[C@@H](NC(=O)[C@H](CCCC[N+](C)(C)C)NC(=O)[C@@H](NC(=O)C[H])[C@@H](C)CC)C(C)(C)C)C(=O)N2[C@@H](C[C@]3([H])CCCC[C@]23[H])C(=O)N[C@@H](C[H])C(=O)N[C@@H](CC(O)=O)C(=O)N[C@@H](CCCCCCCC)C(=O)N[C@@H](CC2=CNC3=CC=CC=C23)C(=O)N[C@@H](CC(O)=O)C(=O)N[C@@H](CC2=CNC3=CC=CC=C23)C(=O)N1)C(=O)N[C@H](CCC						

FIGURE 1.217

C#	Monomer (M) or Dimer (D) & MW (Daltons)	Cyclization Positions	Cyclization Chemical Bond	Cyclization Linker	Dimerization: Linker, Position, Chemical Bond	Stability Assays (SGF; SIF)	IC50 HEK Blue IL-17assays (AA, AF, FF)
	NC(N)=N)C(N)=O)C(=O)N[C@H](CCCNC(N)=N)C(N)=O)NC(=O)[C@H](CCC(=O)OC)NC(=O)[C@@H](NC(=O)[C@H](CCCC[N+](C)(C)C)NC(=O)[C@@H](NC(=O)C[H])[C@@H](C)CC)C(C)(C)C						
762	D; 5180.328	X5O3S- X13O3S	Carbon-carbon double	---	PEG21DA; X14K; amide	SGF++++; SIF++++	AA++++; FF++++
762	ac-I-Lys_Me3-V-E-O3S-Oic-A-D-Ogl-W-E-W-O3S-K-dR-am (SEQ ID NO:583)						
762	[H]C[C@@H]1NC(=O)[C@@H]2C[C@]3([H])CCCC[C@]3([H])N2C(=O)[C@H](CCC\C=C/CCC[C@H](NC(=O)[C@H](CC2=CNC3=CC=CC=C23)NC(=O)[C@H](CCC(O)=O)NC(=O)[C@H](CC2=CNC3=CC=CC=C23)NC(=O)[C@H](CCCCCCCC)NC(=O)[C@H](CC(O)=O)NC1=O)C(=O)N[C@@H](CCCCNC(=O)CCOCCOCCOCCOCCOCCOCCOCCOCCOCCOCCOCCOCCOCCOCCOCCOCCOCCOCCOCCC(=O)NCCCC[C@H](NC(=O)[C@@H]1CCC\C=C/CCC[C@H](NC(=O)[C@H](CCC(O)=O)NC(=O)[C@@H](NC(=O)[C@H](CCCC[N+](C)(C)C)NC(=O)[C@@H](NC(=O)C[H])[C@@H](C)CC)C(C)C)C(=O)N2[C@@H](C[C@]3([H])CCCC[C@]23[H])C(=O)N[C@@H](C[H])C(=O)N[C@@H](CC(O)=O)C(=O)N[C@@H](CCCCCCCC)C(=O)N[C@@H](CC2=CNC3=CC=CC=C23)C(=O)N[C@@H](CCC(O)=O)C(=O)N[C@@H](CC2=CNC3=CC=CC=C23)C(=O)N1)C(=O)N[C@H](CCCNC(N)=N)C(N)=O)C(=O)N[C@H](CCCNC(N)=N)C(N)=O)NC(=O)[C@H](CCC(O)=O)NC(=O)[C@@H](NC(=O)[C@H](CCCC[N+](C)(C)C)NC(=O)[C@@H](NC(=O)C[H])[C@@H](C)CC)C(C)C						
763	D; 5208.382	X5O3S- X13O3S	Carbon-carbon double	---	PEG21DA; X14K; amide	SGF++++; SIF++++	AA++++; FF++++
763	ac-I-Lys_Me3-V-E-O3S-Oic-A-D-Ogl-W-E-W-O3S_Me-K-dR-am (SEQ ID NO:584)						
763	[H]C[C@@H]1NC(=O)[C@@H]2C[C@]3([H])CCCC[C@]3([H])N2C(=O)[C@H](CCC\C=C/CCC[C@](C)(NC(=O)[C@H](CC2=CNC3=CC=CC=C23)NC(=O)[C@H](CCC(O)=O)NC(=O)[C@H](CC2=CNC3=CC=CC=C23)NC(=O)[C@H](CCCCCCCC)NC(=O)[C@H](CC(O)=O)NC1=O)C(=O)N[C@@H](CCCCNC(=O)CCOCCOCCOCCOCCOCCOCCOCCOCCOCCOCCOCCOCCOCCOCCOCCOCCOCCOCCOCCC(=O)NCCCC[C@H](NC(=O)[C@]1(C)CCC\C=C/CCC[C@H](NC(=O)[C@H](CCC(O)=O)NC(=O)[C@@H](NC(=O)[C@H](CCCC[N+](C)(C)C)NC(=O)[C@@H](NC(=O)C[H])[C@@H](C)CC)C(C)C)C(=O)N2[C@@H](C[C@]3([H])CCCC[C@]23[H])C(=O)N[C@@H](C[H])C(=O)N[C@@H](CC(O)=O)C(=O)N[C@@H](CCCCCCCC)C(=O)N[C@@H](CC2=CNC3=CC=CC=C23)C(=O)N[C@@H](CCC(O)=O)C(=O)N[C@@H](CC2=CNC3=CC=CC=C23)C(=O)N1)C(=O)N[C@H](CCCNC(N)=N)C(N)=O)C(=O)N[C@H](CCCNC(N)=N)C(N)=O)NC(=O)[C@H](CCC(O)=O)NC(=O)[C@@H](NC(=O)[C@H](CCCC[N+](C)(C)C)NC(=O)[C@@H](NC(=O)C[H])[C@@H](C)CC)C(C)C						
764	D; 5364.6	X5Hcy-X13Hcy	Thioether	Propane_Linker	DIG linker; X14Lys_PEG4_PEG4_NH2; amide	SGF++++; SIF++++	AA++++; FF++++
764	ac-I-Lys_Me3-V-E-Hcy-Oic-A-D-Ogl-W-E-W-Hcy-Lys_PEG4_PEG4_NH2-dR-am (SEQ ID NO:585)						
764	[H]C[C@@H]1NC(=O)[C@@H]2C[C@]3([H])CCCC[C@]3([H])N2C(=O)[C@H](CCSCCCSCC[C@H](NC(=O)[C@H](CC2=CNC3=CC=CC=C23)NC(=O)[C@H](CCC(O)=O)NC(=O)[C@H](CC2=CNC3=CC=CC=C23)NC(=O)[C@H](CCCCCCCC)NC(=O)[C@H](CC(O)=O)NC1=O)C(=O)N[C@@H](CCCCNC(=O)CCOCCOCCOCCNC(=O)CCOCCOCCOCCNC(=O)COCC(=O)NCCOCCOCCOCCC(=O)NCCOCCOCCOCCC(=O)NCCCC[C@H](NC(=O)[C@@H]1CCSCCCSCC[C@H](NC(=O)[C@H](CCC(O)=O)NC(=O)[C@@H](NC(=O)[C@H](CCCC[N+](C)(C)C)NC(=O)[C@@H](NC(=O)C[H])[C@@H](C)CC)C(C)C)C(=O)N2[C@@H](C[C@]3([H])CCCC[C@]23[H])C(=O)N[C@@H](C[H])C(=O)N[C@@H](CC(O)=O)C(=O)N[C@@H](CCCCCCCC)C(=O)N[C@@H](CC2=CNC3=CC=CC=C23)C(=O)N[C@@H](CCC(O)=O)C(=O)N[C@@H](CC2=CNC3=CC=CC=C23)C(=O)N1						

FIGURE 1.218

C#	Monomer (M) or Dimer (D) & MW (Daltons)	Cyclization Positions	Cyclization Chemical Bond	Cyclization Linker	Dimerization: Linker, Position, Chemical Bond	Stability Assays (SGF; SIF)	IC50 HEK Blue IL-17assays (AA, AF, FF)
	)C(=O)N[C@H](CCCNC(N)=N)C(N)=O)C(=O)N[C@H](CCCNC(N)=N)C(N)=O)NC(=O)[C@@H](CCC(O)=O)NC(=O)[C@H](CCC[N+](C)(C)C)NC(=O)C[C@@H](NC(=O)[C@H])[C@@H](C)CC)C(C)C					
765	D; 5436.7	X5Hcy-Xl3Hcy	Thioether	Propane_Linker	PEG21DA; X14Lys_PEG4_PEG4_ NH2; amide	SGF++++; SIF++++	AA++++; FF++++
765	ac-I-Lys_Me3-V-E-Hcy-Oic-A-D-Ogl-W-E-W-Hcy-Lys_PEG4_NH2-dR-am (SEQ ID NO:585)						
765	[H]C[C@@H]1NC(=O)[C@@H]2C[C@]3([H])CCCC[C@]3([H])N2C(=O)[C@H](CCSCCCSCC[C@H]NC(=O)[C@H](CC2=CNC3=CC=CC=C23)NC(=O)[C@H](CCC(O)=O)NC(=O)[C@H](CCCCNC(=O)CCOCCOCCOCCNC(=O)CCOCCOCCOCCNC(=O)CCOCCOCC(=O)[C@H](NC(=O)[C@@H]1CCSCCCSCC[C@H](NC(=O)[C@H](CCC(O)=O)NC(=O)[C@H](CCCC[N+](C)(C)C)NC(=O)[C@@H](NC(=O)C[H])[C@@H](C)CC)C(=O)N2[C@@H](C[C@]3([H])CCCC[C@]23[H])C(=O)N[C@@H](CC(O)=O)C(=O)N[C@@H](CCCCCCCC)C(=O)N[C@@H](CC2=CNC3=CC=CC=C23)C(=O)N[C@@H](CCCNC(N)=N)C(=O)N[C@@H](CCCNC(N)=N)C(N)=O)NC(=O)[C@H](CCC(O)=O)NC(=O)[C@H](CC1=CN=CN1)NC(=O)[C@@H](CCCCC[N+](C)(C)C)NC(=O)[C@@H](NC(=O)[C@H])[C@@H](C)CC)C(C)C					
766	M; 2189.67	X5Hcy-Xl3Hcy	Thioether	Propane_Linker	---	SGF++++; SIF++++	AA++++; FF+
766	Isovaleric_Acid-Sar-I-H-Tba-T-Hcy-Oic-A-D-Ogl-W-D-W-Hcy-N-dR-am (SEQ ID NO:586)						
766	[H]C[C@@H]1NC(=O)[C@@H]2C[C@]3([H])CCCC[C@]3([H])N2C(=O)[C@H](CCSCCCSCC[C@H]NC(=O)[C@H](CC2=CNC3=CC=CC=C23)NC(=O)[C@H](CC(O)=O)NC(=O)[C@H](CCCCCCCC)NC(=O)[C@H](CC2=CNC3=CC=CC=C23)NC(=O)[C@H](CCCNC(N)=N)C(N)=O)NC(=O)[C@@H](NC(=O)[C@H](CC(C)C)NC(=O)[C@@H](CCC(O)=O)NC1=O)C(=O)N[C@@H](NC(=O)CN(C)C(=O)CC(C)C)[C@@H](C)CC)[C@@H](C)O	---	---	SGF++++; SIF++++	AA++++; FF++
767	ac-H-I-H-Tba-T-O3S-Oic-A-D-Ogl-W-E-W-O3S-Lys_Ac-dR-am (SEQ ID NO:587)						
767	[H]C[C@@H]1NC(=O)[C@@H]2C[C@]3([H])CCCC[C@]3([H])N2C(=O)[C@H](CCC\C=C/CCC[C@H]NC(=O)[C@H](CC2=CNC3=CC=CC=C23)NC(=O)[C@H](CCC(O)=O)NC1=O)C(=O)N[C@@H](CCCCNC(=O)C[H])C(=O)N[C@H](CCCNC(N)=N)C(N)=O)NC(=O)[C@@H](NC(=O)[C@H](CC(C)C)NC(=O)[C@H](CC1=CN=CN1)NC(=O)[C@@H](NC(=O)[C@H](CC1=CN=CN1)NC(=O)C[H])[C@@H](C)CC)[C@@H](C)O	---	---	SGF+++; SIF+	AA++++; FF+++
768	M; 2266.86	X5Hcy-Xl3Hcy	Thioether	Propane_Linker	---	SGF+++; SIF+	AA++++; FF+++
768	ac-K-I-Lys_Me3-V-E-Hcy-Oic-A-D-Ogl-W-E-W-Hcy-K-dR-am (SEQ ID NO:588)						

FIGURE 1.219

C#	Monomer (M) or Dimer (D) & MW (Daltons)	Cyclization Positions	Cyclization Chemical Bond	Cyclization Linker	Dimerization: Linker, Position, Chemical Bond	Stability Assays (SGF; SIF)	IC50 HEK Blue IL-17assays (AA, AF, FF)
768	[H]C[C@@H]1NC(=O)[C@@H]2C[C@]3([H])CCCC[C@]3([H])N2C(=O)[C@H](CCSCCCSCC[C@H](NC(=O)[C@H](CC2=CNC3=CC=CC=C23)NC(=O)[C@H](CCC(O)=O)NC1=O)C(=O)N[C@@H]1(CCCCN[H])C(=O)N[C@H](CCCNC(N)=N)C(N)=O)NC(=O)[C@H](CCC(O)=O)NC(=O)[C@@H](NC(=O)[C@H](CCCC[N+](C)(C)C)NC(=O)[C@@H](NC(=O)[C@H](CCCCN[H])NC(=O)C[H])[C@@H](C)CC)C(C)C	X5Hhc-Xl3Hhc	Thioether	Methylene_Linker	---	SGF++++; SIF++++	AA++++; FF++
769	M; 2213.65						
769	ac-H-I-H-Tle-T-Hhc-Oic-A-D-Ogl-W-E-W-Hhc-N-dR-am (SEQ ID NO:589)						
769	[H]C[C@@H]1NC(=O)[C@@H]2C[C@]3([H])CCCC[C@]3([H])N2C(=O)[C@H](CCCSCSCCC[C@H](NC(=O)[C@H](CC2=CNC3=CC=CC=C23)NC(=O)[C@H](CCC(O)=O)NC1=O)C(=O)N[C@@H]1(CC(N)=O)C(=O)N[C@H](CCC2=CNC3=CC=CC=C23)NC(=O)[C@H](CCCCCCCC)NC(=O)[C@H](CC(O)=O)NC1=O)C(=O)N[C@@H]1(CC(N)=O)C(=O)N[C@H](CCCNC(N)=N)C(N)=O)NC(=O)[C@@H](NC(=O)[C@H](CC1=CN=CN1)NC(=O)[C@H])[C@@H](C)CC)C(C)C)[C@@H](C)O						
770	M; 2253.72	X5Hcy-Xl3Hcy	Thioether	Dimethylcyclopropane_Linker	---	SGF++++; SIF++++	AA++++; FF++
770	ac-H-I-H-Tba-T-Hcy-Oic-A-D-Ogl-W-E-W-Hcy-N-dR-am (SEQ ID NO:499)						
770	[H]C[C@@H]1NC(=O)[C@@H]2C[C@]3([H])CCCC[C@]3([H])N2C(=O)[C@H](CCSCC2(CC2)CSCC[C@H](NC(=O)[C@H](CC2=CNC3=CC=CC=C23)NC(=O)[C@H](CCC(O)=O)NC(=O)[C@H](CC2=CNC3=CC=CC=C23)NC(=O)[C@H](CCCCCCCC)NC(=O)[C@H](CC(O)=O)NC1=O)C(=O)N[C@@H](CC(N)=O)C(=O)N[C@H](CCCNC(N)=N)C(N)=O)NC(=O)[C@@H](NC(=O)[C@H](CC(C)(C)C)NC(=O)[C@H](CC1=CN=CN1)NC(=O)[C@H])[C@@H](C)CC)[C@@H](C)O	X5Hcy-Xl3Hcy	Thioether	Dimethylcyclopropane_Linker	---	SGF++++; SIF++++	AA++++; FF++
771	M; 2209.65	X5o3S_Reduced-Xl3Hhc	Thioether	---	---	SGF++++; SIF++++	AA++++; FF+++
771	ac-H-I-H-Tba-T-o5S_Reduced-Oic-A-D-Ogl-W-E-W-Hhc-N-dR-am (SEQ ID NO:590)						
771	[H]C[C@@H]1NC(=O)[C@@H]2C[C@]3([H])CCCC[C@]3([H])N2C(=O)[C@H](CCCCSCCC[C@H](NC(=O)[C@H](CC2=CNC3=CC=CC=C23)NC(=O)[C@H](CCC(O)=O)NC(=O)[C@H](CC2=CNC3=CC=CC=C23)NC(=O)[C@H](CCCCCCCC)NC(=O)[C@H](CC(O)=O)NC1=O)C(=O)N[C@@H](CC(N)=O)C(=O)N[C@H](CCCNC(N)=N)C(N)=O)NC(=O)[C@@H](NC(=O)[C@H](CC(C)(C)C)NC(=O)[C@H](CC1=CN=CN1)NC(=O)[C@H](C)CC)[C@@H](C)O						
772	M; 2238.7	X5Hcy-Xl3Hcy	Thioether	Propane_Linker	---	SGF++++; SIF++++	AA++++; FF++
772	ac-2Pal-I-H-Tba-T-Hcy-Oic-A-D-Ogl-W-E-W-Hcy-N-dR-am (SEQ ID NO:591)						
772	[H]C[C@@H]1NC(=O)[C@@H]2C[C@]3([H])CCCC[C@]3([H])N2C(=O)[C@H](CCSCCCSCC[C@H](NC(=O)[C@H](CC2=CNC3=CC=CC=C23)NC(=O)[C@H](CCC(O)=O)NC1=O)C(=O)N[C@@H](CC(N)=O)C(=O)N[C@H](CCCNC(N)=N)C(N)=O)NC(=O)[C@@H](NC(=O)[C@H](CC(C)(C)C)NC(=O)[C@H](CC1=CN=CN1)NC(=O)[C@@H](NC(=O)[C@H](CCCCN[H])NC(=O)C[H])[C@@H](C)CC)[C@@H](C)O						
773	M; 2238.7	X5Hcy-Xl3Hcy	Thioether	Propane_Linker	---	SGF++++; SIF++++	AA++++; FF+

FIGURE 1.220

C#	Monomer (M) or Dimer (D) & MW (Daltons)	Cyclization Positions	Cyclization Chemical Bond	Cyclization Linker	Dimerization: Linker, Position, Chemical Bond	Stability Assays (SGF; SIF)	IC50 HEK Blue IL-17assays (AA, AF, FF)
773	ac-d3Pal-I-H-Tba-T-Hcy-Oic-A-D-Ogl-W-E-W-Hcy-N-dR-am (SEQ ID NO:592)						
773	[H]C[C@@H]1NC(=O)[C@@H]2C[C@]3([H])CCCC[C@]3([H])N2C(=O)[C@H](CCSCCCSCC[C@H](NC(=O)[C@H](CC2=CNC3=CC=CC=C23)NC(=O)[C@H](CCC(O)=O)NC(=O)C(=O)NC1=O)C(=O)N[C@@H]1(CC(N)=O)C(=O)N[C@@H](CCCNC(N)=N)C(N)=O)NC(=O)[C@@H](NC(=O)[C@H](CC(C)C)NC(=O)[C@H](CC1=CN=CN1)NC(=O)[C@@H]1(NC(=O)[C@@H](CC1=CC=CN=C1)NC(=O)C[H])[C@@H](C)CC)[C@@H](C)O					
774	M; 2238.7	X5Hcy-Xl3Hcy	Thioether	Propane_Linker	---	SGF++++; SIF++++	AA++++; FF++
774	ac-d2Pal-I-H-Tba-T-Hcy-Oic-A-D-Ogl-W-E-W-Hcy-N-dR-am (SEQ ID NO:593)						
774	[H]C[C@@H]1NC(=O)[C@@H]2C[C@]3([H])CCCC[C@]3([H])N2C(=O)[C@H](CCSCCCSCC[C@H](NC(=O)[C@H](CC2=CNC3=CC=CC=C23)NC(=O)[C@H](CCC(O)=O)NC1=O)C(=O)N[C@@H]1(CC(N)=O)C(=O)N[C@@H](CCCNC(N)=N)C(N)=O)NC(=O)[C@@H](NC(=O)[C@H](CC(C)C)NC(=O)[C@H](CC1=CN=CN1)NC(=O)[C@@H](NC(=O)[C@@H](CC1=CC=CC=N1)NC(=O)C[H])[C@@H](C)CC)[C@@H](C)O					
775	M; 2358.86	X5Hcy-Xl3Hcy	Thioether	Propane_Linker	---	SGF++; SIF++++	AA++++; FF+
775	ac-H-I-H-Ogl-N-Hcy-Oic-A-D-Ogl-Trp_7Phe-E-W-Hcy-N-dR-am (SEQ ID NO:594)						
775	[H]C[C@@H]1NC(=O)[C@@H]2C[C@]3([H])CCCC[C@]3([H])N2C(=O)[C@H](CCSCCCSCC[C@H](NC(=O)[C@H](CC2=CNC3=CC=CC=C23)NC(=O)[C@H](CCC(O)=O)NC(=O)[C@H](CC(O)=O)NC1=O)C(=O)N[C@@H]1(CC(N)=O)C(=O)N[C@@H](CCCNC(N)=N)C(N)=O)NC(=O)[C@H](CCCCCCCC)NC(=O)[C@H](CCCCCCCC)NC(=O)[C@H](CC1=CN=CN1)NC(=O)[C@@H](NC(=O)[C@@H](CC1=CC=CC=N1)NC(=O)C[H])[C@@H](C)CC)[C@@H](C)O					
776	M; 2310.82	X5Hcy-Xl3Hcy	Thioether	Propane_Linker	---	SGF++++; SIF++++	AA++++; FF+
776	ac-H-I-H-Dgl-N-Hcy-Oic-A-D-Ogl-W-E-W-Hcy-N-dR-am (SEQ ID NO:595)						
776	[H]C[C@@H]1NC(=O)[C@@H]2C[C@]3([H])CCCC[C@]3([H])N2C(=O)[C@H](CCSCCCSCC[C@H](NC(=O)[C@H](CC2=CNC3=CC=CC=C23)NC(=O)[C@H](CCC(O)=O)NC(=O)[C@H](CC(O)=O)NC1=O)C(=O)N[C@@H]1(CC(N)=O)C(=O)N[C@@H](CCCNC(N)=N)C(N)=O)NC(=O)[C@H](CC(N)=O)NC(=O)[C@H](CCCCCCCCC)NC(=O)[C@H](CC1=CN=CN1)NC(=O)[C@@H](NC(=O)[C@H](CC1=CN=CN1)NC(=O)C[H])[C@@H](C)CC					
777	M; 2233.68	X5Hcy-Xl3Hcy	Thioether	Propane_Linker	---	SGF++++; SIF+++	AA++++; FF++
777	ac-Glu_OMe-I-H-Tba-T-Hcy-Oic-A-D-Ogl-W-E-W-Hcy-N-dR-am (SEQ ID NO:596)						
777	[H]C[C@@H]1NC(=O)[C@@H]2C[C@]3([H])CCCC[C@]3([H])N2C(=O)[C@H](CCSCCCSCC[C@H](NC(=O)[C@H](CC2=CNC3=CC=CC=C23)NC(=O)[C@H](CCC(O)=O)NC(=O)[C@H](CC(O)=O)NC1=O)C(=O)N[C@@H]1(CC(N)=O)C(=O)N[C@@H](CCCNC(N)=N)C(N)=O)NC(=O)[C@@H](NC(=O)[C@H](CC(C)C)NC(=O)[C@H](CC1=CN=CN1)NC(=O)[C@@H](NC(=O)[C@H](CCC(=O)OC)NC(=O)C[H])[C@@H](C)CC)[C@@H](C)O					

FIGURE 1.221

C#	Monomer (M) or Dimer (D) & MW (Daltons)	Cyclization Positions	Cyclization Chemical Bond	Cyclization Linker	Dimerization: Linker, Position, Chemical Bond	Stability Assays (SGF; SIF)	IC50 HEK Blue IL-17assays (AA, AF, FF)
778	M; 2219.65	X5Hcy-Xl3Hcy	Thioether	Propane_Linker	---	SGF++++; SIF++	AA++++; FF++
778	ac-Glu_OMe-V-H-Tba-T-Hcy-Oic-A-D-Ogl-W-E-W-Hcy-N-dR-am (SEQ ID NO:597)						
778	[H]C[C@@H]1NC(=O)[C@@H]2C[C@]3([H])CCCC[C@]3([H])N2C(=O)[C@H](CCSCCCSCC[C@H](NC(=O)[C@H](CC2=CNC3=CC=CC=C23)NC(=O)[C@H](CCC(O)=O)NC(=O)[C@H](CC2=CNC3=CC=CC=C23)NC(=O)[C@H](CCCCCCCC)NC(=O)[C@H](CC(O)=O)NC1=O)C(=O)N[C@@H](CC(N)=O)C(=O)N[C@@H](CCCNC(N)=N)C(N)=O)NC(=O)[C@@H](NC(=O)[C@H](CC(C)C)NC(=O)[C@H](CC1=CN=CN1)NC(=O)[C@@H](NC(=O)[C@H](CCC(=O)OC)NC(=O)C[H])C(C)C)[C@@H](C)O				
779	M; 2296.79	X5Hcy-Xl3Hcy	Thioether	Propane_Linker	---	SGF+; SIF++++	AA++++; FF+
779	ac-H-Tba-H-Ogl-N-Hcy-Oic-A-D-Ogl-W-E-W-Hcy-N-dR-am (SEQ ID NO:598)						
779	[H]C[C@@H]1NC(=O)[C@@H]2C[C@]3([H])CCCC[C@]3([H])N2C(=O)[C@H](CCSCCCSCC[C@H](NC(=O)[C@H](CC2=CNC3=CC=CC=C23)NC(=O)[C@H](CCC(O)=O)NC(=O)[C@H](CC2=CNC3=CC=CC=C23)NC(=O)[C@H](CCCCCCCC)NC(=O)[C@H](CC(O)=O)NC1=O)C(=O)N[C@@H](CC(N)=O)C(=O)N[C@H](CCCNC(N)=N)C(N)=O)NC(=O)[C@H](CC(N)=O)NC(=O)[C@H](CCCCCCCC)NC(=O)[C@H](CC1=CN=CN1)NC(=O)[C@H](CC(C)C)NC(=O)[C@H](CC1=CN=CN1)NC(=O)C[H])C(C)C)[C@@H](C)O				
780	M; 2255.74	X5Hcy-Xl3Hcy	Thioether	Propane_Linker	---	SGF++++; SIF++++	AA++++; FF+
780	ac-H-I-H-Tba-T-Hcy-Oic-A-D-Dgl-W-E-W-Hcy-N-dR-am (SEQ ID NO:599)						
780	[H]C[C@@H]1NC(=O)[C@@H]2C[C@]3([H])CCCC[C@]3([H])N2C(=O)[C@H](CCSCCCSCC[C@H](NC(=O)[C@H](CC2=CNC3=CC=CC=C23)NC(=O)[C@H](CCC(O)=O)NC(=O)[C@H](CC2=CNC3=CC=CC=C23)NC(=O)[C@H](CCCCCCCCC)NC(=O)[C@H](CC(O)=O)NC1=O)C(=O)N[C@@H](CC(N)=O)C(=O)N[C@H](CCCNC(N)=N)C(N)=O)NC(=O)[C@@H](NC(=O)[C@H](CC(C)C)NC(=O)[C@H](CC1=CN=CN1)NC(=O)[C@@H](C)O				
781	M; 2213.65	X5Hcy-Xl3Hcy	Thioether	Propane_Linker	---	SGF++++; SIF++++	AA++++; FF+
781	ac-dH-V-H-Tba-T-Hcy-Oic-A-D-Ogl-W-E-W-Hcy-N-dR-am (SEQ ID NO:600)						
781	[H]C[C@@H]1NC(=O)[C@@H]2C[C@]3([H])CCCC[C@]3([H])N2C(=O)[C@H](CCSCCCSCC[C@H](NC(=O)[C@H](CC2=CNC3=CC=CC=C23)NC(=O)[C@H](CCC(O)=O)NC(=O)[C@H](CC2=CNC3=CC=CC=C23)NC(=O)[C@H](CCCCCCCC)NC(=O)[C@H](CC(O)=O)NC1=O)C(=O)N[C@@H](CC(N)=O)C(=O)N[C@H](CCCNC(N)=N)C(N)=O)NC(=O)[C@@H](NC(=O)[C@H](CC(C)C)NC(=O)[C@H](CC1=CN=CN1)NC(=O)[C@@H](NC(=O)[C@@H](CC1=CN=CN1)NC(=O)C[H])C(C)C)[C@@H](C)O				
782	M; 2227.68	X5Hcy-Xl3Hcy	Thioether	Propane_Linker	---	SGF++++; SIF++++	AA++++; FF++
782	ac-dH-V-H-Tba-T-Hcy-Oic-A-D-Ogl-W-E-W-Hcy-Q-dR-am (SEQ ID NO:601)						
782	[H]C[C@@H]1NC(=O)[C@@H]2C[C@]3([H])CCCC[C@]3([H])N2C(=O)[C@H](CCSCCCSCC[C@H](NC(=O)[C@H](CC2=CNC3=CC=CC=C23)NC(=O)[C@H](CCC(O)=O)NC(=O)[C@H](CC2=CNC3=CC=CC=C23)NC(=O)[C@H](CCCCCCCC)NC(=O)[C@H](CC(O)=O)NC1=O)C(=O)N[C@@H](CC(N)=O)C(=O)N[C@H](CCCNC(N)=N)C(N)=O)NC(=O)[C@@H](NC(=O)[C@H](CC(C)C)NC(=O)[C@H](CC1=CN=CN1)NC(=O)[C@@H](NC(=O)[C@@H](CC1=CN=CN1)NC(=O)C[H])C(C)C)[C@@H](C)O				

FIGURE 1.222

C#	Monomer (M) or Dimer (D) & MW (Daltons)	Cyclization Positions	Cyclization Chemical Bond	Cyclization Linker	Dimerization: Linker, Position, Chemical Bond	Stability Assays (SGF; SIF)	IC50 HEK Blue IL-17assays (AA, AF, FF)
	](CCC(N)=O)C(=O)N[C@H](CCCNC(N)=N)C(N)=O)NC(=O)[C@@H]NC(=O)[C@H](CC(C)(C)C)NC(=O)[C@H](CC1=CN=CN1)NC(=O)[C@@H](NC(=O)[C@@H](CC1=CN=CN1)NC(=O)C[H])C(C)C)[C@@H]C(=O)O						
783	M; 2255.74	X5Hcy-X13Hcy	Thioether	Propane_Linker	---	SGF++++; SIF++++	AA++++; FF+++
783	ac-dH-V-H-Tba-T-Hcy-Oic-A-D-Dgl-W-E-W-Hcy-Q-dR-am (SEQ ID NO:602)						
783	[H]C[C@@H]1NC(=O)[C@@H]2C[C@]3([H])CCCC[C@]3(C[H])N2C(=O)[C@H](CCSCCCSCC[C@H](NC(=O)[C@H](CC2=CNC3=CC=CC=C23)NC(=O)[C@H](CCC(O)=O)NC(=O)[C@H](CCCCCCCCC)NC(=O)[C@H](CC(O)=O)NC1=O)C(=O)N[C@@H](CCC(N)=O)C(=O)N[C@H](CCCNC(N)=N)C(N)=O)NC(=O)[C@@H](NC(=O)[C@H](CC(C)(C)C)NC(=O)[C@H](CC1=CN=CN1)NC(=O)[C@@H](NC(=O)[C@@H](CC1=CN=CN1)NC(=O)C[H])C(C)C)[C@@H]C(=O)O						
784	M; 2241.71	X5Hcy-X13Hcy	Thioether	Propane_Linker	---	SGF++++; SIF++++	AA++++; FF++
784	ac-dH-V-H-Tba-T-Hcy-Oic-A-D-Ogl-Trp_7Me-E-W-Hcy-Q-dR-am (SEQ ID NO:603)						
784	[H]C[C@@H]1NC(=O)[C@@H]2C[C@]3([H])CCCC[C@]3([H])N2C(=O)[C@H](CCSCCCSCC[C@H](NC(=O)[C@H](CC2=CNC3=CC=CC=C23)NC(=O)[C@H](CCC(O)=O)NC(=O)[C@H](CCCCCCCCC)NC(=O)[C@H](CC(O)=O)NC1=O)C(=O)N[C@@H](CCC(N)=O)C(=O)N[C@H](CCCNC(N)=N)C(N)=O)NC(=O)[C@@H](NC(=O)[C@H](CC(C)(C)C)NC(=O)[C@H](CC1=CN=CN1)NC(=O)[C@@H](NC(=O)[C@@H](CC1=CN=CN1)NC(=O)C[H])C(C)C)[C@@H]C(=O)O						
785	M; 2260.77	X5Hcy-X13Hcy	Thioether	Propane_Linker	---	SGF+; SIF++++	AA++++; FF+++
785	ac-dH-V-Lys_Me3-Tle-N-Hcy-Oic-A-D-Ogl-W-E-W-Hcy-Q-dR-am (SEQ ID NO:604)						
785	[H]C[C@@H]1NC(=O)[C@@H]2C[C@]3([H])CCCC[C@]3([H])N2C(=O)[C@H](CCSCCCSCC[C@H](NC(=O)[C@H](CC2=CNC3=CC=CC=C23)NC(=O)[C@H](CCC(O)=O)NC(=O)[C@H](CCCCCCCCC)NC(=O)[C@H](CC(O)=O)NC1=O)C(=O)N[C@@H](CCC(N)=O)C(=O)N[C@H](CCCNC(N)=N)C(N)=O)NC(=O)[C@H](CC(N)=O)[C@@H](NC(=O)[C@H](CCCC[N+](C)(C)C)NC(=O)[C@@H](NC(=O)[C@@H](CC1=CN=CN1)NC(=O)C[H])C(C)C)C(C)C						
786	M; 2199.63	X5Hcy-X13Hcy	Thioether	Propane_Linker	---	SGF++; SIF++++	AA++++; AF++; FF+++
786	ac-H-I-H-Tle-T-Hcy-Oic-A-D-Ogl-W-D-W-Hcy-N-dR-am (SEQ ID NO:445)						
786	[H]C[C@@H]1NC(=O)[C@@H]2C[C@]3([H])CCCC[C@]3([H])N2C(=O)[C@H](CCSCCCSCC[C@H](NC(=O)[C@H](CC2=CNC3=CC=CC=C23)NC(=O)[C@H](CC(O)=O)NC(=O)[C@H](CCCCCCCCC)NC(=O)[C@H](CC(O)=O)NC1=O)C(=O)N[C@@H](CCC(N)=O)C(=O)N[C@H](CCCNC(N)=N)C(N)=O)NC(=O)[C@@H](NC(=O)[C@H](CC(C)C)NC(=O)[C@@H](CC1=CN=CN1)NC(=O)C[H])C(C)C)O						
787	D; 5284.55	X5Hcy-X13Hcy	Thioether	Propane_Linker	PEG21DA; X14K; amide	SGF++++; SIF++++	AA++++; AF++++; FF++++

FIGURE 1.223

C#	Monomer (M) or Dimer (D) & MW (Daltons)	Cyclization Positions	Cyclization Chemical Bond	Cyclization Linker	Dimerization: Linker, Position, Chemical Bond	Stability Assays (SGF; SIF)	IC50 HEK Blue IL-17assays (AA, AF, FF)
787	ac-I-Lys_Me3-Tle-E-Hcy-Oic-A-D-Ogl-W-D-W-Hcy-K-dR-am (SEQ ID NO:421)						
787	[H]C[C@@H]1NC(=O)[C@@H]2C[C@]3([H])CCCC[C@]3([H])N2C(=O)[C@H](CCSCCCSCC[C@H](NC(=O)[C@H](CC2=CNC3=CC=CC=C23)NC(=O)[C@H](CC(O)=O)NC(=O)[C@H](CC2=CNC3=CC=CC=C23)NC(=O)[C@H](CCCCCCCC)NC(=O)[C@H](CC(O)=O)NC1=O)C(=O)N[C@@H](CCCCNC(=O)CCOCCOCCOCCOCCOCCOCCOCCOCCOCCOCCOCCOCCOCCOCCC(=O)NCCCC[C@H](NC(=O)[C@@H]1CCSCCCSCC[C@H](NC(=O)[C@H](CCC(O)=O)NC(=O)[C@@H](NC(=O)[C@H](CCCC[N+](C)(C)C)NC(=O)[C@@H](NC(=O)C[H])[C@@H](C)CC)C(C)(C)C)C(=O)N2[C@@H](C[C@]3([H])CCCC[C@]23[H])C(=O)N[C@@H](C[H])C(=O)N[C@@H](CC(O)=O)C(=O)N[C@@H](CCCCCCCC)C(=O)N[C@@H](CC2=CNC3=CC=CC=C23)C(=O)N[C@@H](CC(O)=O)C(=O)N[C@@H](CC2=CNC3=CC=CC=C23)C(=O)N1)C(=O)N[C@H](CCCNC(N)=N)C(N)=O)C(=O)N[C@H](CCCNC(N)=N)C(N)=O)NC(=O)[C@H](CCC(O)=O)NC(=O)[C@@H](NC(=O)[C@H](CCCC[N+](C)(C)C)NC(=O)[C@@H](NC(=O)C[H])[C@@H](C)CC)C(C)(C)C						
788	D; 5152.274	X5O3S-X13O3S	Carbon-carbon double	---	PEG21DA; X14K; amide	SGF++++; SIF++++	AA++++; AF++++; FF++++
788	ac-I-Lys_Me3-V-E-O3S-Oic-A-D-Ogl-W-D-W-O3S-K-dR-am (SEQ ID NO:426)						
788	[H]C[C@@H]1NC(=O)[C@@H]2C[C@]3([H])CCCC[C@]3([H])N2C(=O)[C@H](CCC\C=C/CCC[C@H](NC(=O)[C@H](CC2=CNC3=CC=CC=C23)NC(=O)[C@H](CC(O)=O)NC(=O)[C@H](CC2=CNC3=CC=CC=C23)NC(=O)[C@H](CCCCCCCC)NC(=O)[C@H](CC(O)=O)NC1=O)C(=O)N[C@@H](CCCCNC(=O)CCOCCOCCOCCOCCOCCOCCOCCOCCOCCOCCOCCOCCOCCOCCC(=O)NCCCC[C@H](NC(=O)[C@@H]1CCC\C=C/CCC[C@H](NC(=O)[C@H](CCC(O)=O)NC(=O)[C@@H](NC(=O)[C@H](CCCC[N+](C)(C)C)NC(=O)[C@@H](NC(=O)C[H])[C@@H](C)CC)C(C)C)C(=O)N2[C@@H](C[C@]3([H])CCCC[C@]23[H])C(=O)N[C@@H](C[H])C(=O)N[C@@H](CC(O)=O)C(=O)N[C@@H](CCCCCCCC)C(=O)N[C@@H](CC2=CNC3=CC=CC=C23)C(=O)N[C@@H](CC(O)=O)C(=O)N[C@@H](CC2=CNC3=CC=CC=C23)C(=O)N1)C(=O)N[C@H](CCCNC(N)=N)C(N)=O)C(=O)N[C@H](CCCNC(N)=N)C(N)=O)NC(=O)[C@H](CCC(O)=O)NC(=O)[C@@H](NC(=O)[C@H](CCCC[N+](C)(C)C)NC(=O)[C@@H](NC(=O)C[H])[C@@H](C)CC)C(C)C						
789	D; 5284.55	X5Hcy-X13Hcy	Thioether	Propane_Linker	PEG21DA; X14K; amide	SGF++++; SIF++++	AA++++; AF++++; FF++++
789	ac-I-Lys_Me3-V-E-Hcy-Oic-A-D-Ogl-W-E-W-Hcy-K-dR-am (SEQ ID NO:438)						
789	[H]C[C@@H]1NC(=O)[C@@H]2C[C@]3([H])CCCC[C@]3([H])N2C(=O)[C@H](CCSCCCSCC[C@H](NC(=O)[C@H](CC2=CNC3=CC=CC=C23)NC(=O)[C@H](CCC(O)=O)NC(=O)[C@H](CC2=CNC3=CC=CC=C23)NC(=O)[C@H](CCCCCCCC)NC(=O)[C@H](CC(O)=O)NC1=O)C(=O)N[C@@H](CCCCNC(=O)CCOCCOCCOCCOCCOCCOCCOCCOCCOCCOCCOCCOCCOCCOCCC(=O)NCCCC[C@H](NC(=O)[C@@H]1CCSCCCSCC[C@H](NC(=O)[C@H](CCC(O)=O)NC(=O)[C@@H](NC(=O)[C@H](CCCC[N+](C)(C)C)NC(=O)[C@@H](NC(=O)C[H])[C@@H](C)CC)C(C)C)C(=O)N2[C@@H](C[C@]3([H])CCCC[C@]23[H])C(=O)N[C@@H](C[H])C(=O)N[C@@H](CC(O)=O)C(=O)N[C@@H](CCCCCCCC)C(=O)N[C@@H](CC2=CNC3=CC=CC=C23)C(=O)N[C@@H](CCC(O)=O)C(=O)N[C@@H](CC2=CNC3=CC=CC=C23)C(=O)N1)C(=O)N[C@H](CCCNC(N)=N)C(N)=O)C(=O)N[C@H](CCCNC(N)=N)C(N)=O)NC(=O)[C@H](CCC(O)=O)NC(=O)[C@@H](NC(=O)[C@H](CCCC[N+](C)(C)C)NC(=O)[C@@H](NC(=O)C[H])[C@@H](C)CC)C(C)C						
790	M; 3184.9	X5Hcy-X13Hcy	Thioether	Propane_Linker	---	---	AA++++; FF+++

FIGURE 1.224

C#	Monomer (M) or Dimer (D) & MW (Daltons)	Cyclization Positions	Cyclization Chemical Bond	Cyclization Linker	Dimerization: Linker, Position, Chemical Bond	Stability Assays (SGF; SIF)	IC50 HEK Blue IL-17assays (AA, AF, FF)
790	ac-Tle-I-H-Tle-T-Hcy-Oic-A-D-Ogl-W-D-W-Hcy-N-dR-PEG4-Aib-Tle-I-H-V-T-I-am (SEQ ID NO:605)						
790	[H]C[C@@H]1NC(=O)[C@@H]2C[C@]3([H])CCCC[C@]3([H])N2C(=O)[C@H](CCSCCCSCC[C@H](NC(=O)[C@H](CC2=CNC3=CC=CC=C23)NC(=O)[C@H](CC(O)=O)NC(=O)[C@H](CC2=CNC3=CC=CC=C23)NC(=O)[C@H](CCCCCCCC)NC(=O)[C@H](CC(O)=O)NC1=O)C(=O)N[C@@H](CC(N)=O)C(=O)N[C@H](CCCNC(N)=N)C(=O)NCCOCCOCCOCCOCCC(=O)NC(C)(C)C(=O)N[C@H](C(=O)N[C@@H]([C@@H](C)CC)C(=O)N[C@@H](CC1=CN=CN1)C(=O)N[C@@H](C(C)C)C(=O)N[C@@H]([C@@H](C)O)C(=O)N[C@@H]([C@@H](C)CC)C(N)=O)C(C)(C)C)NC(=O)[C@@H](NC(=O)[C@@H](NC(=O)[C@H](CC1=CN=CN1)NC(=O)[C@@H](NC(=O)[C@@H](NC(=O)C[H])C(C)(C)C)[C@@H](C)CC)C(C)(C)C)[C@@H](C)O						
791	D; 5334.65	X5Hcy-X13Hcy	Thioether	Propane_Linker	PEG21DA; X14K; amide	SGF++++; SIF++++	AA++++; FF++++
791	ac-I-Lys_Me3-Tle-E-Hcy-Oic-A-D-Ogl-1Nal-E-W-Hcy-K-dR-am (SEQ ID NO:606)						
791	[H]NC(N)=NCCC[C@@H](NC(=O)[C@H](CCCCNC(=O)CCOCCOCCOCCOCCOCCOCCOCCOCCOCCOCCOCCOCCOCCOCCOCCOCCOCCOCCOCCOCCOCCC(=O)NCCCC[C@H](NC(=O)[C@@H]1CCSCCCSCC[C@H](NC(=O)[C@H](CCC(O)=O)NC(=O)[C@@H](NC(=O)[C@H](CCCC[N+](C)(C)C)NC(=O)[C@@]([H])(NC(C)=O)[C@@H](C)CC)C(C)(C)C)C(=O)N2C3CCCCC3C[C@H]2C(=O)N[C@@H](C)C(=O)N[C@@H](CC(O)=O)C(=O)N[C@@H](CCCCCCCC)C(=O)N[C@@H](CC2=C3C=CC=CC3=CC=C2)C(=O)N[C@@H](CCC(O)=O)C(=O)N[C@@H](CC2=CN([H])C3=C2C=CC=C3)C(=O)N1)C(=O)N[C@H](CCCN=C(N)N[H])C(N)=O)NC(=O)[C@@H]1CCSCCCSCC[C@H](NC(=O)[C@H](CCC(O)=O)NC(=O)[C@@H](NC(=O)[C@H](CCCC[N+](C)(C)C)NC(=O)[C@@]([H])(NC(C)=O)[C@@H](C)CC)C(C)(C)C)C(=O)N2C3CCCCC3C[C@H]2C(=O)N[C@@H](C)C(=O)N[C@@H](CC(O)=O)C(=O)N[C@@H](CCCCCCCC)C(=O)N[C@@H](CC2=C3C=CC=CC3=CC=C2)C(=O)N[C@@H](CCC(O)=O)C(=O)N[C@@H](CC2=CN([H])C3=C2C=CC=C3)C(=O)N1)C(N)=O						
792	D; 5306.59	X5Hcy-X13Hcy	Thioether	Propane_Linker	PEG21DA; X14K; amide	SGF++++; SIF++++	AA++++; FF++++
792	ac-I-Lys_Me3-V-E-Hcy-Oic-A-D-Ogl-1Nal-E-W-Hcy-K-dR-am (SEQ ID NO:607)						
792	[H]NC(N)=NCCC[C@@H](NC(=O)[C@H](CCCCNC(=O)CCOCCOCCOCCOCCOCCOCCOCCOCCOCCOCCOCCOCCOCCOCCOCCOCCOCCOCCOCCOCCOCCC(=O)NCCCC[C@H](NC(=O)[C@@H]1CCSCCCSCC[C@H](NC(=O)[C@H](CCC(O)=O)NC(=O)[C@@H](NC(=O)[C@H](CCCC[N+](C)(C)C)NC(=O)[C@@]([H])(NC(C)=O)[C@@H](C)CC)C(C)C)C(=O)N2C3CCCCC3C[C@H]2C(=O)N[C@@H](C)C(=O)N[C@@H](CC(O)=O)C(=O)N[C@@H](CCCCCCCC)C(=O)N[C@@H](CC2=C3C=CC=CC3=CC=C2)C(=O)N[C@@H](CCC(O)=O)C(=O)N[C@@H](CC2=CN([H])C3=C2C=CC=C3)C(=O)N1)C(=O)N[C@H](CCCN=C(N)N[H])C(N)=O)NC(=O)[C@@H]1CCSCCCSCC[C@H](NC(=O)[C@H](CCC(O)=O)NC(=O)[C@@H](NC(=O)[C@H](CCCC[N+](C)(C)C)NC(=O)[C@@]([H])(NC(C)=O)[C@@H](C)CC)C(C)C)C(=O)N2C3CCCCC3C[C@H]2C(=O)N[C@@H](C)C(=O)N[C@@H](CC(O)=O)C(=O)N[C@@H](CCCCCCCC)C(=O)N[C@@H](CC2=C3C=CC=CC3=CC=C2)C(=O)N[C@@H](CCC(O)=O)C(=O)N[C@@H](CC2=CN([H])C3=C2C=CC=C3)C(=O)N1)C(N)=O						
793	D; 5218.57	X5Hcy-X13Hcy	Thioether	Propane_Linker	PEG21DA; X14K; amide	SGF++++; SIF++++	AA++++; FF++++
793	ac-I-Lys_Me3-V-E-Hcy-Oic-A-D-Ogl-1Nal-Aib-W-Hcy-K-dR-am (SEQ ID NO:608)						

FIGURE 1.225

C#	Monomer (M) or Dimer (D) & MW (Daltons)	Cyclization Positions	Cyclization Chemical Bond	Cyclization Linker	Dimerization: Linker, Position, Chemical Bond	Stability Assays (SGF; SIF)	IC50 HEK Blue IL-17assays (AA, AF, FF)
793	[H]NC(N)=NCCC[C@@H](NC(=O)[C@H](CCCCNC(=O)CCOCCOCCOCCOCCOCCOCCOCCOCCOCCOCCOCCOCCOCCOCCOCCOCCOCCOCCOCCOCCOCCOCCCC(=O)NCCCC[C@H](NC(=O)[C@@H]1CCSCCCSCC[C@H](NC(=O)[C@H](CCC(O)=O)NC(=O)[C@@H](NC(=O)[C@H](CCCC[N+](C)(C)C)NC(=O)[C@@]([H])(NC(C)=O)[C@@H](C)CC)C(C)C)C(=O)N2C3CCCCC3C[C@H]2C(=O)N[C@@H](C)C(=O)N[C@@H](CC(O)=O)C(=O)N[C@@H](CCCCCCCC)C(=O)N[C@@H](CC2=C3C=CC=CC3=CC=C2)C(=O)NC(C)(C)C(=O)N[C@@H](CC2=CN([H])C3=C2C=CC=C3)C(=O)N1)C(=O)N[C@H](CCCN=C(N)N[H])C(N)=O)NC(=O)[C@@H]1CCSCCCSCC[C@H](NC(=O)[C@H](CCC(O)=O)NC(=O)[C@@H](NC(=O)[C@H](CCCC[N+](C)(C)C)NC(=O)[C@@]([H])(NC(C)=O)[C@@H](C)CC)C(C)C)C(=O)N2C3CCCCC3C[C@H]2C(=O)N[C@@H](C)C(=O)N[C@@H](CC(O)=O)C(=O)N[C@@H](CCCCCCCC)C(=O)N[C@@H](CC2=C3C=CC=CC3=CC=C2)C(=O)NC(C)(C)C(=O)N[C@@H](CC2=CN([H])C3=C2C=CC=C3)C(=O)N1)C(N)=O						
794	D; 5270.65	X5Hcy-X13Hcy	Thioether	Propane_Linker	PEG21DA; X14K; amide	SGF++++; SIF++++	AA++++; FF+++
794	ac-I-Lys_Me3-V-E-Hcy-Oic-P-D-Ogl-1Nal-Aib-W-Hcy-K-dR-am (SEQ ID NO:609)						
794	[H]NC(N)=NCCC[C@@H](NC(=O)[C@H](CCCCNC(=O)CCOCCOCCOCCOCCOCCOCCOCCOCCOCCOCCOCCOCCOCCOCCOCCOCCOCCOCCOCCOCCOCCOCCCC(=O)NCCCC[C@H](NC(=O)[C@@H]1CCSCCCSCC[C@H](NC(=O)[C@H](CCC(O)=O)NC(=O)[C@@H](NC(=O)[C@H](CCCC[N+](C)(C)C)NC(=O)[C@@]([H])(NC(C)=O)[C@@H](C)CC)C(C)C)C(=O)N2C3CCCCC3C[C@H]2C(=O)N2CCC[C@H]2C(=O)N[C@@H](CC(O)=O)C(=O)N[C@@H](CCCCCCCC)C(=O)N[C@@H](CC2=C3C=CC=CC3=CC=C2)C(=O)NC(C)(C)C(=O)N[C@@H](CC2=CN([H])C3=C2C=CC=C3)C(=O)N1)C(=O)N[C@H](CCCN=C(N)N[H])C(N)=O)NC(=O)[C@@H]1CCSCCCSCC[C@H](NC(=O)[C@H](CCC(O)=O)NC(=O)[C@@H](NC(=O)[C@H](CCCC[N+](C)(C)C)NC(=O)[C@@]([H])(NC(C)=O)[C@@H](C)CC)C(C)C)C(=O)N2C3CCCCC3C[C@H]2C(=O)N2CCC[C@H]2C(=O)N[C@@H](CC(O)=O)C(=O)N[C@@H](CCCCCCCC)C(=O)N[C@@H](CC2=C3C=CC=CC3=CC=C2)C(=O)NC(C)(C)C(=O)N[C@@H](CC2=CN([H])C3=C2C=CC=C3)C(=O)N1)C(N)=O						
795	D; 5642.99	X5Hcy-X13Hcy	Thioether	Propane_Linker	PEG21DA; X14K; amide	SGF++++; SIF++++	AA++++; FF+++
795	Isovaleric_Acid-H-I-Lys_Me3-V-E-Hcy-Oic-A-D-Ogl-W-E-W-Hcy-K-dR-am (SEQ ID NO:610)						
795	[H]NC(N)=NCCC[C@@H](NC(=O)[C@H](CCCCNC(=O)CCOCCOCCOCCOCCOCCOCCOCCOCCOCCOCCOCCOCCOCCOCCOCCOCCOCCOCCOCCOCCOCCOCCCC(=O)NCCCC[C@H](NC(=O)[C@@H]1CCSCCCSCC[C@H](NC(=O)[C@H](CCC(O)=O)NC(=O)[C@@H](NC(=O)[C@H](CCCC[N+](C)(C)C)NC(=O)[C@@]([H])(NC(=O)[C@H](CC2=CN([H])C=N2)NC(=O)CC(C)C)[C@@H](C)CC)C(C)C)C(=O)N2C3CCCCC3C[C@H]2C(=O)N[C@@H](C)C(=O)N[C@@H](CC(O)=O)C(=O)N[C@@H](CCCCCCCC)C(=O)N[C@@H](CC2=CN([H])C3=C2C=CC=C3)C(=O)N[C@@H](CCC(O)=O)C(=O)N[C@@H](CC2=CN([H])C3=C2C=CC=C3)C(=O)N1)C(=O)N[C@H](CCCN=C(N)N[H])C(N)=O)NC(=O)[C@@H]1CCSCCCSCC[C@H](NC(=O)[C@H](CCC(O)=O)NC(=O)[C@@H](NC(=O)[C@H](CCCC[N+](C)(C)C)NC(=O)[C@@]([H])(NC(=O)[C@H](CC2=CN([H])C=N2)NC(=O)CC(C)C)[C@@H](C)CC)C(C)C)C(=O)N2C3CCCCC3C[C@H]2C(=O)N[C@@H](C)C(=O)N[C@@H](CC(O)=O)C(=O)N[C@@H](CCCCCCCC)C(=O)N[C@@H](CC2=CN([H])C3=C2C=CC=C3)C(=O)N[C@@H](CCC(O)=O)C(=O)N[C@@H](CC2=CN([H])C3=C2C=CC=C3)C(=O)N1)C(N)=O						
796	D; 5642.99	X5Hcy-X13Hcy	Thioether	Propane_Linker	PEG21DA; X14K; amide	SGF++++; SIF++++	AA++++; FF++++
796	Isovaleric_Acid-dH-I-Lys_Me3-V-E-Hcy-Oic-A-D-Ogl-W-E-W-Hcy-K-dR-am (SEQ ID NO:611)						

FIGURE 1.226

C#	Monomer (M) or Dimer (D) & MW (Daltons)	Cyclization Positions	Cyclization Chemical Bond	Cyclization Linker	Dimerization: Linker, Position, Chemical Bond	Stability Assays (SGF; SIF)	IC50 HEK Blue IL-17assays (AA, AF, FF)
796	[H]NC(N)=NCCC[C@@H](NC(=O)[C@H](CCCCNC(=O)CCOCCOCCOCCOCCOCCOCCOCCOCCOCCOCCOCCOCCOCCOCCOCCOCCOCCOCCOCCOCCOCCCC(=O)NCCCC[C@H](NC(=O)[C@@H]1CCSCCCSCC[C@H](NC(=O)[C@H](CCC(O)=O)NC(=O)[C@@H](NC(=O)[C@H](CCCC[N+](C)(C)C)NC(=O)[C@@]([H])(NC(=O)[C@@H](CC2=CN([H])C=N2)NC(=O)CC(C)C)[C@@H](C)CC)C(C)C)C(=O)N2C3CCCCC3C[C@H]2C(=O)N[C@@H](C)C(=O)N[C@@H](CC(O)=O)C(=O)N[C@@H](CCCCCCCC)C(=O)N[C@@H](CC2=CN([H])C3=C2C=CC=C3)C(=O)N[C@@H](CCC(O)=O)C(=O)N[C@@H](CC2=CN([H])C3=C2C=CC=C3)C(=O)N1)C(=O)N[C@H](CCCN=C(N)N[H])C(N)=O)NC(=O)[C@@H]1CCSCCCSCC[C@H](NC(=O)[C@H](CCC(O)=O)NC(=O)[C@@H](NC(=O)[C@H](CCCC[N+](C)(C)C)NC(=O)[C@@]([H])(NC(=O)[C@@H](CC2=CN([H])C=N2)NC(=O)CC(C)C)[C@@H](C)CC)C(C)C)C(=O)N2C3CCCCC3C[C@H]2C(=O)N[C@@H](C)C(=O)N[C@@H](CC(O)=O)C(=O)N[C@@H](CCCCCCCC)C(=O)N[C@@H](CC2=CN([H])C3=C2C=CC=C3)C(=O)N[C@@H](CCC(O)=O)C(=O)N[C@@H](CC2=CN([H])C3=C2C=CC=C3)C(=O)N1)C(N)=O						
797	M; 2227.68	X5Hcy-X13Hcy	Thioether	Propane_Linker	---	---	AA++++; FF+++
797	ac-dH-I-H-Tba-T-Hcy-Oic-A-D-Ogl-W-E-W-Hcy-N-dR-am (SEQ ID NO:612)						
797	[H]C[C@@H]1NC(=O)[C@@H]2C[C@]3([H])CCCC[C@]3([H])N2C(=O)[C@H](CCSCCCSCC[C@H](NC(=O)[C@H](CC2=CNC3=CC=CC=C23)NC(=O)[C@H](CCC(O)=O)NC(=O)[C@H](CC2=CNC3=CC=CC=C23)NC(=O)[C@H](CCCCCCCC)NC(=O)[C@H](CC(O)=O)NC1=O)C(=O)N[C@@H](CC(N)=O)C(=O)N[C@H](CCCNC(N)=N)C(N)=O)NC(=O)[C@@H](NC(=O)[C@H](CC(C)(C)C)NC(=O)[C@H](CC1=CN=CN1)NC(=O)[C@@H](NC(=O)[C@@H](CC1=CN=CN1)NC(=O)C[H])[C@@H](C)CC)[C@@H](C)O						
798	M; 2071.49	X5Hcy-X13Hcy	Thioether	Propane_Linker	---	---	AA++++; FF+++
798	ac-dH-I-H-Tba-T-Hcy-Oic-A-D-Ogl-W-E-W-Hcy-N-am (SEQ ID NO:613)						
798	[H]C[C@@H]1NC(=O)[C@@H]2C[C@]3([H])CCCC[C@]3([H])N2C(=O)[C@H](CCSCCCSCC[C@H](NC(=O)[C@H](CC2=CNC3=CC=CC=C23)NC(=O)[C@H](CCC(O)=O)NC(=O)[C@H](CC2=CNC3=CC=CC=C23)NC(=O)[C@H](CCCCCCCC)NC(=O)[C@H](CC(O)=O)NC1=O)C(=O)N[C@@H](CC(N)=O)C(N)=O)NC(=O)[C@@H](NC(=O)[C@H](CC(C)(C)C)NC(=O)[C@H](CC1=CN=CN1)NC(=O)[C@@H](NC(=O)[C@@H](CC1=CN=CN1)NC(=O)C[H])[C@@H](C)CC)[C@@H](C)O						
799	M; 1957.39	X5Hcy-X13Hcy	Thioether	Propane_Linker	---	SGF++; SIF++	AA++++; FF+++
799	ac-dH-I-H-Tba-T-Hcy-Oic-A-D-Ogl-W-E-W-Hcy-am (SEQ ID NO:614)						
799	[H]C[C@@H]1NC(=O)[C@@H]2C[C@]3([H])CCCC[C@]3([H])N2C(=O)[C@H](CCSCCCSCC[C@H](NC(=O)[C@H](CC2=CNC3=CC=CC=C23)NC(=O)[C@H](CCC(O)=O)NC(=O)[C@H](CC2=CNC3=CC=CC=C23)NC(=O)[C@H](CCCCCCCC)NC(=O)[C@H](CC(O)=O)NC1=O)C(N)=O)NC(=O)[C@@H](NC(=O)[C@H](CC(C)(C)C)NC(=O)[C@H](CC1=CN=CN1)NC(=O)[C@@H](NC(=O)[C@@H](CC1=CN=CN1)NC(=O)C[H])[C@@H](C)CC)[C@@H](C)O						
800	M; 2085.52	X5Hcy-X13Hcy	Thioether	Propane_Linker	---	---	AA++++; FF+++
800	ac-dH-I-H-Tba-T-Hcy-Oic-A-D-Ogl-W-E-W-Hcy-Q-am (SEQ ID NO:615)						
800	[H]C[C@@H]1NC(=O)[C@@H]2C[C@]3([H])CCCC[C@]3([H])N2C(=O)[C@H](CCSCCCSCC[C@H](NC(=O)[C@H](CC2=CNC3=CC=CC=C23)NC(=O)[C@H](CCC(O)=O)NC(=O)[C@H](CC2=CNC3=CC=CC=C23)NC(=O)[C@H](CCCCCCCC)NC(=O)[C@H](CC(O)=O)NC1=O)C(=O)N[C@@H						

FIGURE 1.227

C#	Monomer (M) or Dimer (D) & MW (Daltons)	Cyclization Positions	Cyclization Chemical Bond	Cyclization Linker	Dimerization: Linker, Position, Chemical Bond	Stability Assays (SGF; SIF)	IC50 HEK Blue IL-17assays (AA, AF, FF)
	](CCC(N)=O)C(N)=O)NC(=O)[C@@H](NC(=O)[C@H](CC(C)(C)C)NC(=O)[C@H](CC1=CN=CN1)NC(=O)[C@@H](NC(=O)[C@@H](CC1=CN=CN1)NC(=O)C[H])[C@@H](C)CC)[C@@H](C)O						
801	M; 2182.68	X5Hcy-Xl3Hcy	Thioether	Propane_Linker	---	---	AA++++; FF+++
801	ac-dH-I-H-Tba-T-Hcy-Oic-A-D-Ogl-Aoc-E-W-Hcy-N-dR-am (SEQ ID NO:616)						
801	[H]C[C@@H]1NC(=O)[C@@H]2C[C@]3([H])CCCC[C@]3(N2C(=O)[C@H](CCSCCCSCC[C@H](NC(=O)[C@H](CC2=CNC3=CC=CC=C23)NC(=O)[C@H](CCC(O)=O)NC(=O)NC(=O)[C@H](CCCCCCCC)NC(=O)[C@H](CC(O)=O)NC1=O)C(=O)N[C@@H](CC(N)=O)C(=O)N[C@H](CCCNC(N)=N)C(N)=O)NC(=O)[C@@H](NC(=O)[C@H](CC(C)(C)C)NC(=O)[C@H](CC1=CN=CN1)NC(=O)[C@@H](NC(=O)[C@@H](C)CC)C[H])[C@@H](C)O	X5Hcy-Xl3Hcy	Thioether	Propane_Linker	---	---	AA++++; FF+++
802							
802	ac-dH-I-H-Tba-T-Hcy-Oic-A-D-Ogl-Trp_7Me-E-W-Hcy-N-dR-am (SEQ ID NO:617)						
802	[H]C[C@@H]1NC(=O)[C@@H]2C[C@]3([H])CCCC[C@]3(N2C(=O)[C@H](CCSCCCSCC[C@H](NC(=O)[C@H](CC2=CNC3=CC=CC=C23)NC(=O)[C@H](CCC(O)=O)NC(=O)NC(=O)[C@H](CCCCCCCC)NC(=O)[C@H](CC(O)=O)NC1=O)C(=O)N[C@@H](CC(N)=O)C(=O)N[C@H](CCCNC(N)=N)C(N)=O)NC(=O)[C@@H](NC(=O)[C@H](CC(C)(C)C)NC(=O)[C@H](CC1=CN=CN1)NC(=O)[C@@H](NC(=O)[C@@H](CC1=CN=CN1)NC(=O)C[H])[C@@H](C)CC)[C@@H](C)O	X5Hcy-Xl3Hcy	Thioether	Propane_Linker	---	---	AA++++; FF+++
803	M; 2289.75						
803	ac-H-hhF-H-Tba-T-Hcy-Oic-A-D-Ogl-W-E-W-Hcy-N-dR-am (SEQ ID NO:618)						
803	[H]C[C@@H]1NC(=O)[C@@H]2C[C@]3([H])CCCC[C@]3(N2C(=O)[C@H](CCSCCCSCC[C@H](NC(=O)[C@H](CC2=CNC3=CC=CC=C23)NC(=O)[C@H](CCC(O)=O)NC(=O)NC1=O)C(=O)N[C@@H](CCCCCCCC)NC(=O)[C@H](CC(O)=O)NC1=O)C(=O)N[C@@H](CCCNC(N)=N)C(N)=O)NC(=O)[C@@H](NC(=O)[C@H](CC(C)(C)C)NC(=O)[C@H](CC1=CN=CN1)NC(=O)[C@H](CCC1=CC=CC=C1)NC(=O)[C@H](CC1=CN=CN1)NC(=O)C[H])[C@@H](C)O	X5Hcy-Xl3Hcy	Thioether	Propane_Linker	---	---	AA++++; FF+++
804	M; 2213.65						
804	ac-H-V-H-Tba-T-Hcy-Oic-A-D-Ogl-W-E-W-Hcy-N-dR-am (SEQ ID NO:619)						
804	[H]C[C@@H]1NC(=O)[C@@H]2C[C@]3([H])CCCC[C@]3(N2C(=O)[C@H](CCSCCCSCC[C@H](NC(=O)[C@H](CC2=CNC3=CC=CC=C23)NC(=O)[C@H](CCC(O)=O)NC(=O)NC1=O)C(=O)N[C@@H](CCCCCCCC)NC(=O)[C@H](CC(O)=O)NC1=O)C(=O)N[C@@H](CCCNC(N)=N)C(N)=O)NC(=O)[C@@H](NC(=O)[C@H](CC(C)(C)C)NC(=O)[C@H](CC1=CN=CN1)NC(=O)[C@H](CCC1=CN=CN1)NC(=O)C[H])C(C)C)[C@@H](C)O	X5Hcy-Xl3Hcy	Thioether	Propane_Linker	---	---	AA++++; FF+++
805	M; 2241.71						
805	ac-H-V-H-Tba-T-Hcy-Oic-A-D-Dgl-W-E-W-Hcy-N-dR-am (SEQ ID NO:620)						

FIGURE 1.228

C#	Monomer (M) or Dimer (D) & MW (Daltons)	Cyclization Positions	Cyclization Chemical Bond	Cyclization Linker	Dimerization: Linker, Position, Chemical Bond	Stability Assays (SGF; SIF)	IC50 HEK Blue IL-17assays (AA, AF, FF)
805	[H]C[C@@H]1NC(=O)[C@@H]2C[C@]3([H])CCCC[C@]3([H])N2C(=O)[C@H](CCSCCCSCC[C@H](NC(=O)[C@H](CC2=CNC3=CC=CC=C23)NC(=O)[C@H](CCC(O)=O)NC(=O)[C@H](CC2=CNC3=CC=CC=C23)NC(=O)[C@H](CCCCCCCCCC)NC(=O)[C@H](CC(O)=O)NC1=O)C(=O)N[C@@H](CC(N)=O)C(=O)N[C@H](CCCNC(N)=N)C(N)=O)NC(=O)[C@@H](NC(=O)[C@H](CC(C)(C)C)NC(=O)[C@H](CC1=CN=CN1)NC(=O)[C@@H](NC(=O)[C@H](CC1=CN=CN1)NC(=O)C[H])C(C)C)[C@@H](C)O						
806	M; 2311.84	X5Hcy-X13Hcy	Thioether	Propane_Linker	---	---	AA++++; FF+++
806	ac-H-Dgl-H-Tba-T-Hcy-Oic-A-D-Ogl-W-E-W-Hcy-N-dR-am (SEQ ID NO:621)						
806	[H]C[C@@H]1NC(=O)[C@@H]2C[C@]3([H])CCCC[C@]3([H])N2C(=O)[C@H](CCSCCCSCC[C@H](NC(=O)[C@H](CC2=CNC3=CC=CC=C23)NC(=O)[C@H](CCC(O)=O)NC(=O)[C@H](CC2=CNC3=CC=CC=C23)NC(=O)[C@H](CCCCCCCC)NC(=O)[C@H](CC(O)=O)NC1=O)C(=O)N[C@@H](CC(N)=O)C(=O)N[C@H](CCCNC(N)=N)C(N)=O)NC(=O)[C@@H](NC(=O)[C@H](CC(C)(C)C)NC(=O)[C@H](CC1=CN=CN1)NC(=O)[C@H](CCCCCCCCCC)NC(=O)[C@H](CC1=CN=CN1)NC(=O)C[H])[C@@H](C)O						
807	D; 5671.05	X5Hcy-X13Hcy	Thioether	Propane_Linker	PEG21DA; X14K; amide	SGF++++; SIF++++	AA+++; FF++
807	Isovaleric_Acid-H-I-Lys_Me3-Tle-E-Hcy-Oic-A-D-Ogl-W-E-W-Hcy-K-dR-am (SEQ ID NO:622)						
807	[H]NC(N)=NCCC[C@@H](NC(=O)[C@H](CCCCNC(=O)CCOCCOCCOCCOCCOCCOCCOCCOCCOCCOCCOCCOCCOCCOCCOCCOCCOCCOCCOCCOCCOCC(=O)NCCCC[C@H](NC(=O)[C@@H]1CCSCCCSCC[C@H](NC(=O)[C@H](CCC(O)=O)NC(=O)[C@@H](NC(=O)[C@H](CCCC[N+](C)(C)C)NC(=O)[C@@]([H])(NC(=O)[C@H](CC2=CN([H])C=N2)NC(=O)CC(C)C)[C@@H](C)CC)C(C)(C)C)C(=O)N2C3CCCCC3C[C@H]2C(=O)N[C@@H](C)C(=O)N[C@@H](CC(O)=O)C(=O)N[C@@H](CCCCCCCC)C(=O)N[C@@H](CC2=CN([H])C3=C2C=CC=C3)C(=O)N[C@@H](CCC(O)=O)C(=O)N[C@@H](CC2=CN([H])C3=C2C=CC=C3)C(=O)N1)C(=O)N[C@H](CCCN=C(N)N[H])C(N)=O)NC(=O)[C@@H]1CCSCCCSCC[C@H](NC(=O)[C@H](CCC(O)=O)NC(=O)[C@@H](NC(=O)[C@H](CCCC[N+](C)(C)C)NC(=O)[C@@]([H])(NC(=O)[C@H](CC2=CN([H])C=N2)NC(=O)CC(C)C)[C@@H](C)CC)C(C)(C)C)C(=O)N2C3CCCCC3C[C@H]2C(=O)N[C@@H](C)C(=O)N[C@@H](CC(O)=O)C(=O)N[C@@H](CCCCCCCC)C(=O)N[C@@H](CC2=CN([H])C3=C2C=CC=C3)C(=O)N[C@@H](CCC(O)=O)C(=O)N[C@@H](CC2=CN([H])C3=C2C=CC=C3)C(=O)N1)C(N)=O						
808	D; 5671.05	X5Hcy-X13Hcy	Thioether	Propane_Linker	PEG21DA; X14K; amide	SGF++++; SIF++++	AA++++; FF+++
808	Isovaleric_Acid-dH-I-Lys_Me3-Tle-E-Hcy-Oic-A-D-Ogl-W-E-W-Hcy-K-dR-am (SEQ ID NO:623)						
808	[H]NC(N)=NCCC[C@@H](NC(=O)[C@H](CCCCNC(=O)CCOCCOCCOCCOCCOCCOCCOCCOCCOCCOCCOCCOCCOCCOCCOCCOCCOCCOCCOCCOCCOCC(=O)NCCCC[C@H](NC(=O)[C@@H]1CCSCCCSCC[C@H](NC(=O)[C@H](CCC(O)=O)NC(=O)[C@@H](NC(=O)[C@H](CCCC[N+](C)(C)C)NC(=O)[C@@]([H])(NC(=O)[C@@H](CC2=CN([H])C=N2)NC(=O)CC(C)C)[C@@H](C)CC)C(C)(C)C)C(=O)N2C3CCCCC3C[C@H]2C(=O)N[C@@H](C)C(=O)N[C@@H](CC(O)=O)C(=O)N[C@@H](CCCCCCCC)C(=O)N[C@@H](CC2=CN([H])C3=C2C=CC=C3)C(=O)N[C@@H](CCC(O)=O)C(=O)N[C@@H](CC2=CN([H])C3=C2C=CC=C3)C(=O)N1)C(=O)N[C@H](CCCN=C(N)N[H])C(N)=O)NC(=O)[C@@H]1CCSCCCSCC[C@H](NC(=O)[C@H](CCC(O)=O)NC(=O)[C@@H](NC(=O)[C@H](CCCC[N+](C)(C)C)NC(=O)[C@@]([H])(NC(=O)[C@@H](CC2=CN([H])C=N2)NC(=O)CC(C)C)[C@@H](C)CC)C(C)(C)C)C(=O)N2C3CCCCC3C[C@H]2C(=O)N[C@@H](C)C(=O)N[C@@H](CC(O)=O)C(=O)N[C@@H](CCCCCCCC)C(=O)N[C@@H](CC2=CN([H])C3=C2C=CC=C3)C(=O)N[C@@H](CCC(O)=O)C(=O)N[C@@H](CC2=CN([H])C3=C2C=CC=C3)C(=O)N1)C(N)=O						

FIGURE 1.229

C#	Monomer (M) or Dimer (D) & MW (Daltons)	Cyclization Positions	Cyclization Chemical Bond	Cyclization Linker	Dimerization: Linker, Position, Chemical Bond	Stability Assays (SGF; SIF)	IC50 HEK Blue IL-17assays (AA, AF, FF)
809	M; 2341.82	X5Hcy-X13Hcy	Thioether	Propane_Linker	PEG21DA; X14K; amide	SGF++; SIF++++	AA++++; FF+++
809	Isovaleric_Acid-H-I-H-Tba-T-Hcy-Oic-Lys_Ac-D-Ogl-W-E-W-Hcy-N-dE-am (SEQ ID NO:624)						
809	[H]CC(=O)NCCCC[C@@H]1NC(=O)[C@@H]2CC3CCCCC3N2C(=O)[C@H](CCSCCCSCC[C@H](NC(=O)[C@H](CC2=CN([H])C3=C2C=CC=C3)NC(=O)[C@H](CCC(O)=O)NC(=O)[C@H](CC2=CN([H])C3=C2C=CC=C3)NC(=O)[C@H](CCCCCCCC)NC(=O)[C@H](CC(O)=O)NC1=O)C(=O)N[C@@H](CC(=O)N[H])C(=O)N[C@H](CCC(O)=O)C(N)=O)NC(=O)[C@@]([H])(NC(=O)[C@H](CC(C)(C)C)NC(=O)[C@H](CC1=CN([H])C=N1)NC(=O)[C@@]([H])(NC(=O)[C@H](CC1=CN([H])C=N1)NC(=O)CC(C)C)[C@@H](C)CC)[C@@H](C)O[H]						
810	D; 5482.666	X5O3S-X13O3S	Carbon-carbon double	---	PEG21DA; X14K; amide	SGF++++; SIF++++	AA++++; FF+++
810	ac-H-I-Lys_Me3-V-E-O3S-Oic-A-D-Ogl-W-E-W-O3S_Me-K-dR-am (SEQ ID NO:625)						
810	[H]C[C@@H]1NC(=O)[C@@H]2C[C@]3([H])CCCC[C@]3([H])N2C(=O)[C@H](CCC\C=C/CCC[C@](C)(NC(=O)[C@H](CC2=CNC3=CC=CC=C23)NC(=O)[C@H](CCC(O)=O)NC(=O)[C@H](CC2=CNC3=CC=CC=C23)NC(=O)[C@H](CCCCCCCC)NC(=O)[C@H](CC(O)=O)NC1=O)C(=O)N[C@@H](CCCCNC(=O)CCOCCOCCOCCOCCOCCOCCOCCOCCOCCOCCOCCOCCOCCOCCOCCOCCOCCOCCOCCOCCOCCOCCC(=O)NCCCC[C@H](NC(=O)[C@]1(C)CCC\C=C/CCC[C@H](NC(=O)[C@H](CCC(O)=O)NC(=O)[C@@H](NC(=O)[C@H](CCCC[N+](C)(C)C)NC(=O)[C@@H](NC(=O)[C@H](CC2=CN=CN2)NC(=O)C[H])[C@@H](C)CC)C(C)C)C(=O)N2[C@@H](C[C@]3([H])CCCC[C@]23[H])C(=O)N[C@@H](C[H])C(=O)N[C@@H](CC(O)=O)C(=O)N[C@@H](CCCCCCCC)C(=O)N[C@@H](CC2=CNC3=CC=CC=C23)C(=O)N[C@@H](CCC(O)=O)C(=O)N[C@@H](CC2=CNC3=CC=CC=C23)C(=O)N1)C(=O)N[C@H](CCCNC(N)=N)C(N)=O)C(=O)N[C@H](CCCNC(N)=N)C(N)=O)NC(=O)[C@H](CCC(O)=O)NC(=O)[C@@H](NC(=O)[C@H](CCCC[N+](C)(C)C)NC(=O)[C@@H](NC(=O)[C@H](CC1=CN=CN1)NC(=O)C[H])[C@@H](C)CC)C(C)C						
811	D; 5212.414	X5O3S_Reduced - X13O3S_Reduced	Carbon-carbon single	---	PEG21DA; X14K; amide	SGF++++; SIF++++	AA++++; FF+++
811	ac-I-Lys_Me3-V-E-O3S_Reduced-Oic-A-D-Ogl-W-E-W-O3S_Me_Reduced-K-dR-am (SEQ ID NO:626)						
811	[H]C[C@@H]1NC(=O)[C@@H]2C[C@]3([H])CCCC[C@]3([H])N2C(=O)[C@H](CCCCCCCC[C@](C)(NC(=O)[C@H](CC2=CNC3=CC=CC=C23)NC(=O)[C@H](CCC(O)=O)NC(=O)[C@H](CC2=CNC3=CC=CC=C23)NC(=O)[C@H](CCCCCCCC)NC(=O)[C@H](CC(O)=O)NC1=O)C(=O)N[C@@H](CCCCNC(=O)CCOCCOCCOCCOCCOCCOCCOCCOCCOCCOCCOCCOCCOCCOCCOCCOCCOCCOCCOCCOCCOCCOCCC(=O)NCCCC[C@H](NC(=O)[C@]1(C)CCCCCCCC[C@H](NC(=O)[C@H](CCC(O)=O)NC(=O)[C@@H](NC(=O)[C@H](CCCC[N+](C)(C)C)NC(=O)[C@@H](NC(=O)C[H])[C@@H](C)CC)C(C)C)C(=O)N2[C@@H](C[C@]3([H])CCCC[C@]23[H])C(=O)N[C@@H](C[H])C(=O)N[C@@H](CC(O)=O)C(=O)N[C@@H](CCCCCCCC)C(=O)N[C@@H](CC2=CNC3=CC=CC=C23)C(=O)N[C@@H](CCC(O)=O)C(=O)N[C@@H](CC2=CNC3=CC=CC=C23)C(=O)N1)C(=O)N[C@H](CCCNC(N)=N)C(N)=O)C(=O)N[C@H](CCCNC(N)=N)C(N)=O)NC(=O)[C@H](CCC(O)=O)NC(=O)[C@@H](NC(=O)[C@H](CCCC[N+](C)(C)C)NC(=O)[C@@H](NC(=O)C[H])[C@@H](C)CC)C(C)C						
812	D; 5230.428	X5O3S-X13O3S	Carbon-carbon double	---	PEG21DA; X14K; amide	SGF++++; SIF++++	AA++++; FF+++
812	ac-I-Lys_Me3-V-E-O3S-Oic-A-D-Ogl-1Nal-E-W-O3S_Me-K-dR-am (SEQ ID NO:627)						

FIGURE 1.230

C#	Monomer (M) or Dimer (D) & MW (Daltons)	Cyclization Positions	Cyclization Chemical Bond	Cyclization Linker	Dimerization: Linker, Position, Chemical Bond	Stability Assays (SGF; SIF)	IC50 HEK Blue IL-17assays (AA, AF, FF)
812	[H]C[C@@H]1NC(=O)[C@@H]2C[C@]3([H])CCCC[C@]3([H])N2C(=O)[C@H](CCC\C=C/CCC[C@](C)(NC(=O)[C@H](CC2=CNC3=CC=CC=C23)NC(=O)[C@H](CCC(O)=O)NC(=O)[C@H](CC2=CC=CC3=CC=CC=C23)NC(=O)[C@H](CCCCCCCC)NC(=O)[C@H](CC(O)=O)NC1=O)C(=O)N[C@@H](CCCCNC(=O)CCOCCOCCOCCOCCOCCOCCOCCOCCOCCOCCOCCOCCOCCOCCOCCOCCOCCOCCOCCOCCOCCC(=O)NCCCC[C@H](NC(=O)[C@]1(C)CCC\C=C/CCC[C@H](NC(=O)[C@H](CCC(O)=O)NC(=O)[C@@H](NC(=O)[C@H](CCCC[N+](C)(C)C)NC(=O)[C@@H](NC(=O)C[H])[C@@H](C)CC)C(C)C)C(=O)N2[C@@H](C[C@]3([H])CCCC[C@]23[H])C(=O)N[C@@H](C[H])C(=O)N[C@@H](CC(O)=O)C(=O)N[C@@H](CCCCCCCC)C(=O)N[C@@H](CC2=CC=CC3=CC=CC=C23)C(=O)N[C@@H](CCC(O)=O)C(=O)N[C@@H](CC2=CNC3=CC=CC=C23)C(=O)N1)C(=O)N[C@H](CCCNC(N)=N)C(N)=O)C(=O)N[C@H](CCCNC(N)=N)C(N)=O)NC(=O)[C@H](CCC(O)=O)NC(=O)[C@@H](NC(=O)[C@H](CCCC[N+](C)(C)C)NC(=O)[C@@H](NC(=O)C[H])[C@@H](C)CC)C(C)C						
813	D; 5234.46	X5O3S_Reduced – X13O3S_Reduced	Carbon-carbon single	---	PEG21DA; X14K; amide	SGF++++; SIF++++	AA++++; FF+++
813	ac-I-Lys_Me3-Tle-E-O3S_Reduced-Oic-A-D-Ogl-1Nal-E-W-O3S_Reduced-K-dR-am (SEQ ID NO:628)						
813	[H]C[C@@H]1NC(=O)[C@@H]2C[C@]3([H])CCCC[C@]3([H])N2C(=O)[C@H](CCCCCCCC[C@H](NC(=O)[C@H](CC2=CNC3=CC=CC=C23)NC(=O)[C@H](CCC(O)=O)NC(=O)[C@H](CC2=CC=CC3=CC=CC=C23)NC(=O)[C@H](CCCCCCCC)NC(=O)[C@H](CC(O)=O)NC1=O)C(=O)N[C@@H](CCCCNC(=O)CCOCCOCCOCCOCCOCCOCCOCCOCCOCCOCCOCCOCCOCCOCCOCCOCCOCCOCCOCCOCCOCCC(=O)NCCCC[C@H](NC(=O)[C@@H]1CCCCCCCC[C@H](NC(=O)[C@H](CCC(O)=O)NC(=O)[C@@H](NC(=O)[C@H](CCCC[N+](C)(C)C)NC(=O)[C@@H](NC(=O)C[H])[C@@H](C)CC)C(C)(C)C)C(=O)N2[C@@H](C[C@]3([H])CCCC[C@]23[H])C(=O)N[C@@H](C[H])C(=O)N[C@@H](CC(O)=O)C(=O)N[C@@H](CCCCCCCC)C(=O)N[C@@H](CC2=CC=CC3=CC=CC=C23)C(=O)N[C@@H](CCC(O)=O)C(=O)N[C@@H](CC2=CNC3=CC=CC=C23)C(=O)N1)C(=O)N[C@H](CCCNC(N)=N)C(N)=O)C(=O)N[C@H](CCCNC(N)=N)C(N)=O)NC(=O)[C@H](CCC(O)=O)NC(=O)[C@@H](NC(=O)[C@H](CCCC[N+](C)(C)C)NC(=O)[C@@H](NC(=O)C[H])[C@@H](C)CC)C(C)(C)C						
814	D; 5258.482	X5O3S-X13O3S	Carbon-carbon double	---	PEG21DA; X14K; amide	SGF++++; SIF++++	AA++++; FF+++
814	ac-I-Lys_Me3-Tle-E-O3S-Oic-A-D-Ogl-1Nal-E-W-O3S_Me-K-dR-am (SEQ ID NO:629)						
814	[H]C[C@@H]1NC(=O)[C@@H]2C[C@]3([H])CCCC[C@]3([H])N2C(=O)[C@H](CCC\C=C/CCC[C@](C)(NC(=O)[C@H](CC2=CNC3=CC=CC=C23)NC(=O)[C@H](CCC(O)=O)NC(=O)[C@H](CC2=CC=CC3=CC=CC=C23)NC(=O)[C@H](CCCCCCCC)NC(=O)[C@H](CC(O)=O)NC1=O)C(=O)N[C@@H](CCCCNC(=O)CCOCCOCCOCCOCCOCCOCCOCCOCCOCCOCCOCCOCCOCCOCCOCCOCCOCCOCCOCCOCCOCCC(=O)NCCCC[C@H](NC(=O)[C@]1(C)CCC\C=C/CCC[C@H](NC(=O)[C@H](CCC(O)=O)NC(=O)[C@@H](NC(=O)[C@H](CCCC[N+](C)(C)C)NC(=O)[C@@H](NC(=O)C[H])[C@@H](C)CC)C(C)(C)C)C(=O)N2[C@@H](C[C@]3([H])CCCC[C@]23[H])C(=O)N[C@@H](C[H])C(=O)N[C@@H](CC(O)=O)C(=O)N[C@@H](CCCCCCCC)C(=O)N[C@@H](CC2=CC=CC3=CC=CC=C23)C(=O)N[C@@H](CCC(O)=O)C(=O)N[C@@H](CC2=CNC3=CC=CC=C23)C(=O)N1)C(=O)N[C@H](CCCNC(N)=N)C(N)=O)C(=O)N[C@H](CCCNC(N)=N)C(N)=O)NC(=O)[C@H](CCC(O)=O)NC(=O)[C@@H](NC(=O)[C@H](CCCC[N+](C)(C)C)NC(=O)[C@@H](NC(=O)C[H])[C@@H](C)CC)C(C)(C)C						
815	M; 2341.83	X5Hcy-X13Hcy	Thioether	Propane_Linker	---	SGF++++; SIF++++	AA++++; FF+

FIGURE 1.231

C#	Monomer (M) or Dimer (D) & MW (Daltons)	Cyclization Positions	Cyclization Chemical Bond	Cyclization Linker	Dimerization: Linker, Position, Chemical Bond	Stability Assays (SGF; SIF)	IC50 HEK Blue IL-17assays (AA, AF, FF)
815	ac-dK-H-I-H-Tba-T-Hcy-Oic-A-D-Ogl-W-D-W-Hcy-N-dR-am (SEQ ID NO:630)						
815	[H]C[C@@H]1NC(=O)[C@@H]2C[C@]3([H])CCCC[C@]3([H])N2C(=O)[C@H](CCSCCCSCC[C@H](NC(=O)[C@H](CC2=CNC3=CC=CC=C23)NC(=O)[C@H](CC(O)=O)NC(=O)[C@H](CC2=CNC3=CC=CC=C23)NC(=O)[C@H](CCCCCCCC)NC(=O)[C@H](CC(O)=O)NC1=O)C(=O)N[C@@H](CC(N)=O)C(=O)N[C@H](CCCNC(N)=N)C(N)=O)NC(=O)[C@@H](NC(=O)[C@H](CC(C)(C)C)NC(=O)[C@H](CC1=CN=CN1)NC(=O)[C@@H](NC(=O)[C@H](CC1=CN=CN1)NC(=O)[C@@H](CCCCN[H])NC(=O)C[H])[C@@H](C)CC)[C@@H](C)O						
816	D; 5482.81	X5Hcy-X13Hcy	Thioether	Propane_Linker	PEG21DA; X14K; amide	SGF++++; SIF++++	AA++++; FF++++
816	ac-Tle-I-Lys_Me3-V-E-Hcy-Oic-A-D-Ogl-W-D-W-Hcy-K-dR-am (SEQ ID NO:631)						
816	[H]C[C@@H]1NC(=O)[C@@H]2C[C@]3([H])CCCC[C@]3([H])N2C(=O)[C@H](CCSCCCSCC[C@H](NC(=O)[C@H](CC2=CNC3=CC=CC=C23)NC(=O)[C@H](CC(O)=O)NC(=O)[C@H](CC2=CNC3=CC=CC=C23)NC(=O)[C@H](CCCCCCCC)NC(=O)[C@H](CC(O)=O)NC1=O)C(=O)N[C@@H](CCCCNC(=O)CCOCCOCCOCCOCCOCCOCCOCCOCCOCCOCCOCCOCCOCCOCCOCCOCCOCCOCCOCCOCCC(=O)NCCCC[C@H](NC(=O)[C@@H]1CCSCCCSCC[C@H](NC(=O)[C@H](CCC(O)=O)NC(=O)[C@@H](NC(=O)[C@H](CCCC[N+](C)(C)C)NC(=O)[C@@H](NC(=O)[C@@H](NC(=O)C[H])C(C)(C)C)[C@@H](C)CC)C(C)C)C(=O)N2[C@@H](C[C@]3([H])CCCC[C@]23[H])C(=O)N[C@@H](C[H])C(=O)N[C@@H](CC(O)=O)C(=O)N[C@@H](CCCCCCCC)C(=O)N[C@@H](CC2=CNC3=CC=CC=C23)C(=O)N[C@@H](CC(O)=O)C(=O)N[C@@H](CC2=CNC3=CC=CC=C23)C(=O)N1)C(=O)N[C@H](CCCNC(N)=N)C(N)=O)C(=O)N[C@H](CCCNC(N)=N)C(N)=O)NC(=O)[C@H](CCC(O)=O)NC(=O)[C@@H](NC(=O)[C@H](CCCC[N+](C)(C)C)NC(=O)[C@@H](NC(=O)[C@@H](NC(=O)C[H])C(C)(C)C)[C@@H](C)CC)C(C)C						
817	D; 5370.6	X5Hcy-X13Hcy	Thioether	Propane_Linker	PEG21DA; X14K; amide	SGF++++; SIF++++	AA++++; FF++++
817	ac-I-Lys_Me3-Tle-N-Hcy-Oic-A-Gla-Ogl-W-D-W-Hcy-K-dR-am (SEQ ID NO:632)						
817	[H]C[C@@H]1NC(=O)[C@@H]2C[C@]3([H])CCCC[C@]3([H])N2C(=O)[C@H](CCSCCCSCC[C@H](NC(=O)[C@H](CC2=CNC3=CC=CC=C23)NC(=O)[C@H](CC(O)=O)NC(=O)[C@H](CC2=CNC3=CC=CC=C23)NC(=O)[C@H](CCCCCCCC)NC(=O)[C@H](CC(C(O)=O)C(O)=O)NC1=O)C(=O)N[C@@H](CCCCNC(=O)CCOCCOCCOCCOCCOCCOCCOCCOCCOCCOCCOCCOCCOCCOCCOCCOCCOCCOCCOCCOCCOCCC(=O)NCCCC[C@H](NC(=O)[C@@H]1CCSCCCSCC[C@H](NC(=O)[C@H](CC(N)=O)NC(=O)[C@@H](NC(=O)[C@H](CCCC[N+](C)(C)C)NC(=O)[C@@H](NC(=O)C[H])[C@@H](C)CC)C(C)(C)C)C(=O)N2[C@@H](C[C@]3([H])CCCC[C@]23[H])C(=O)N[C@@H](C[H])C(=O)N[C@@H](CC(C(O)=O)C(O)=O)C(=O)N[C@@H](CCCCCCCC)C(=O)N[C@@H](CC2=CNC3=CC=CC=C23)C(=O)N[C@@H](CC(O)=O)C(=O)N[C@@H](CC2=CNC3=CC=CC=C23)C(=O)N1)C(=O)N[C@H](CCCNC(N)=N)C(N)=O)C(=O)N[C@H](CCCNC(N)=N)C(N)=O)NC(=O)[C@H](CC(N)=O)NC(=O)[C@@H](NC(=O)[C@H](CCCC[N+](C)(C)C)NC(=O)[C@@H](NC(=O)C[H])[C@@H](C)CC)C(C)(C)C						
818	D; 5184.36	X5O3S_Reduced - X13O3S_Reduced	Carbon-carbon single	---	PEG21DA; X14K; amide	SGF++++; SIF++++	AA++++; FF++++
818	ac-I-Lys_Me3-Tle-E-O3S_Reduced-Oic-A-D-Ogl-W-D-W-O3S_Reduced-K-dR-am (SEQ ID NO:633)						
818	[H]CC(=O)N[C@@]([H])([C@@H](C)CC)C(=O)N[C@@H](CCCC[N+](C)(C)C)C(=O)N[C@H](C(=O)N[C@@H](CCC(O)=O)C(=O)N[C@H]1CCCCCCC[C@H](NC(=O)[C@H](CC2=CN([H])C3=C2C=CC=C3)NC(=O)[C@H](CC(O)=O)NC(=O)[C@H](CC2=CN([H])C3=C2C=CC=C3)NC(=						

FIGURE 1.232

C#	Monomer (M) or Dimer (D) & MW (Daltons)	Cyclization Positions	Cyclization Chemical Bond	Cyclization Linker	Dimerization: Linker, Position, Chemical Bond	Stability Assays (SGF; SIF)	IC50 HEK Blue IL-17assays (AA, AF, FF)
	O)[C@H](CCCCCCCC)NC(=O)[C@H](CC(O)=O)NC(=O)[C@H](C)NC(=O)[C@@H]2C[C@]3([H])CCCC[C@]3([H])N2C1=O)C(=O)N[C@@H](CCCCNC(=O)CCOCCOCCOCCOCCOCCOCCOCCOCCOCCOCCOCCOCCOCCOCCOCCOCCOCCOCCC(=O)NCCCC[C@H](NC(=O)[C@@H]1CCCCCCCC[C@H](NC(=O)[C@H](CCC(O)=O)NC(=O)[C@@H](NC(=O)[C@H](CCCC[N+](C)(C)C)NC(=O)[C@@]([H])(NC(=O)C[H])[C@@H](C)CC)C(C)(C)C)C(=O)N2[C@@H](C[C@]3([H])CCCC[C@]23[H])C(=O)N[C@@H](C)C(=O)N[C@@H](CC(O)=O)C(=O)N[C@@H](CCCCCCCC)C(=O)N[C@@H](CC2=CN([H])C3=C2C=CC=C3)C(=O)N[C@@H](CC(O)=O)C(=O)N[C@@H](CC2=CN([H])C3=C2C=CC=C3)C(=O)N1)C(=O)N[C@H](CCCNC(N)=N)C(N)=O)C(=O)N[C@H](CCCNC(N)=N)C(N)=O)C(C)(C)C						
819	D; 5326.518	X5O3S_Reduced - X13O3S_Reduced	Carbon-carbon single	---	PEG21DA; X14K; amide	SGF++++; SIF++++	AA++++; FF++++
819	ac-Sar-I-Lys_Me3-Tle-E-O3S_Reduced-Oic-A-D-Ogl-W-D-W-O3S_Reduced-K-dR-am (SEQ ID NO:634)						
819	[H]CC(=O)N(C)CC(=O)N[C@@]([H])([C@@H](C)CC)C(=O)N[C@@H](CCCC[N+](C)(C)C)C(=O)N[C@H](C(=O)N[C@@H](CCC(O)=O)C(=O)N[C@H]1CCCCCCCC[C@H](NC(=O)[C@H](CC2=CN([H])C3=C2C=CC=C3)NC(=O)[C@H](CC(O)=O)NC(=O)[C@H](CC2=CN([H])C3=C2C=CC=C3)NC(=O)[C@H](CCCCCCCC)NC(=O)[C@H](CC(O)=O)NC(=O)[C@H](C)NC(=O)[C@@H]2C[C@]3([H])CCCC[C@]3([H])N2C1=O)C(=O)N[C@@H](CCCCNC(=O)CCOCCOCCOCCOCCOCCOCCOCCOCCOCCOCCOCCOCCOCCOCCOCCOCCOCCOCCC(=O)NCCCC[C@H](NC(=O)[C@@H]1CCCCCCCC[C@H](NC(=O)[C@H](CCC(O)=O)NC(=O)[C@@H](NC(=O)[C@H](CCCC[N+](C)(C)C)NC(=O)[C@@]([H])(NC(=O)CN(C)C(=O)C[H])[C@@H](C)CC)C(C)(C)C)C(=O)N2[C@@H](C[C@]3([H])CCCC[C@]23[H])C(=O)N[C@@H](C)C(=O)N[C@@H](CC(O)=O)C(=O)N[C@@H](CCCCCCCC)C(=O)N[C@@H](CC2=CN([H])C3=C2C=CC=C3)C(=O)N[C@@H](CC(O)=O)C(=O)N[C@@H](CC2=CN([H])C3=C2C=CC=C3)C(=O)N1)C(=O)N[C@H](CCCNC(N)=N)C(N)=O)C(=O)N[C@H](CCCNC(N)=N)C(N)=O)C(C)(C)C						
820	D; 5306.59	X5Hcy-X13Hcy	Thioether	Propane_Linker	PEG21DA; X14K; amide	SGF++++; SIF++++	AA++++; FF++++
820	ac-I-Lys_Me3-Tle-E-Hcy-Oic-A-D-Ogl-1Nal-D-W-Hcy-K-dR-am (SEQ ID NO:635)						
820	[H]C[C@@H]1NC(=O)[C@@H]2C[C@]3([H])CCCC[C@]3([H])N2C(=O)[C@H](CCSCCCSCC[C@H](NC(=O)[C@H](CC2=CNC3=CC=CC=C23)NC(=O)[C@H](CC(O)=O)NC(=O)[C@H](CC2=CC=CC3=CC=CC=C23)NC(=O)[C@H](CCCCCCCC)NC(=O)[C@H](CC(O)=O)NC1=O)C(=O)N[C@@H](CCCCNC(=O)CCOCCOCCOCCOCCOCCOCCOCCOCCOCCOCCOCCOCCOCCOCCOCCOCCOCCOCCC(=O)NCCCC[C@H](NC(=O)[C@@H]1CCSCCCSCC[C@H](NC(=O)[C@H](CCC(O)=O)NC(=O)[C@@H](NC(=O)[C@H](CCCC[N+](C)(C)C)NC(=O)[C@@H](NC(=O)C[H])[C@@H](C)CC)C(C)(C)C)C(=O)N2[C@@H](C[C@]3([H])CCCC[C@]23[H])C(=O)N[C@@H](C[H])C(=O)N[C@@H](CC(O)=O)C(=O)N[C@@H](CCCCCCCC)C(=O)N[C@@H](CC2=CC=CC3=CC=CC=C23)C(=O)N[C@@H](CC(O)=O)C(=O)N[C@@H](CC2=CNC3=CC=CC=C23)C(=O)N1)C(=O)N[C@H](CCCNC(N)=N)C(N)=O)C(=O)N[C@H](CCCNC(N)=N)C(N)=O)NC(=O)[C@H](CCC(O)=O)NC(=O)[C@@H](NC(=O)[C@H](CCCC[N+](C)(C)C)NC(=O)[C@@H](NC(=O)C[H])[C@@H](C)CC)C(C)(C)C						
821	D; 5312.6	X5Hcy-X13Hcy	Thioether	Propane_Linker	PEG21DA; X14K; amide	SGF++++; SIF++++	AA++++; FF++++
821	ac-I-Lys_Me3-Tle-E-Hcy-Oic-A-D-Ogl-W-E-W-Hcy-K-dR-am (SEQ ID NO:636)						

FIGURE 1.233

C#	Monomer (M) or Dimer (D) & MW (Daltons)	Cyclization Positions	Cyclization Chemical Bond	Cyclization Linker	Dimerization: Linker, Position, Chemical Bond	Stability Assays (SGF; SIF)	IC50 HEK Blue IL-17assays (AA, AF, FF)
821	[H]C[C@@H]1NC(=O)[C@@H]2C[C@]3([H])CCCC[C@]3([H])N2C(=O)[C@H](CCSCCCSCC[C@H](NC(=O)[C@H](CC2=CNC3=CC=CC=C23)NC(=O)[C@H](CCC(O)=O)NC(=O)[C@H](CC2=CNC3=CC=CC=C23)NC(=O)[C@H](CCCCCCCC)NC(=O)[C@H](CC(O)=O)NC1=O)C(=O)N[C@@H](CCCCNC(=O)CCOCCOCCOCCOCCOCCOCCOCCOCCOCCOCCOCCOCCOCCOCCOCCOCCOCCOCCOCCOCCOCCC(=O)NCCCC[C@H](NC(=O)[C@@H]1CCSCCCSCC[C@H](NC(=O)[C@H](CCC(O)=O)NC(=O)[C@@H](NC(=O)[C@H](CCCC[N+](C)(C)C)NC(=O)[C@@H](NC(=O)C[H])[C@@H](C)CC)C(C)(C)C)C(=O)N2[C@@H](C[C@]3([H])CCCC[C@]23[H])C(=O)N[C@@H](C[H])C(=O)N[C@@H](CC(O)=O)C(=O)N[C@@H](CCCCCCCC)C(=O)N[C@@H](CC2=CNC3=CC=CC=C23)C(=O)N[C@@H](CCC(O)=O)C(=O)N[C@@H](CC2=CNC3=CC=CC=C23)C(=O)N1)C(=O)N[C@H](CCCNC(N)=N)C(N)=O)C(=O)N[C@H](CCCNC(N)=N)C(N)=O)NC(=O)[C@H](CCC(O)=O)NC(=O)[C@@H](NC(=O)[C@H](CCCC[N+](C)(C)C)NC(=O)[C@@H](NC(=O)C[H])[C@@H](C)CC)C(C)(C)C						
822	D; 5224.58	X5Hcy-X13Hcy	Thioether	Propane_Linker	PEG21DA; X14K; amide	SGF++++; SIF++++	AA++++; FF+++
822	ac-I-Lys_Me3-Tle-E-Hcy-Oic-A-D-Ogl-W-Aib-W-Hcy-K-dR-am (SEQ ID NO:529)						
822	[H]C[C@@H]1NC(=O)[C@@H]2C[C@]3([H])CCCC[C@]3([H])N2C(=O)[C@H](CCSCCCSCC[C@H](NC(=O)[C@H](CC2=CNC3=CC=CC=C23)NC(=O)C(C)(C)NC(=O)[C@H](CC2=CNC3=CC=CC=C23)NC(=O)[C@H](CCCCCCCC)NC(=O)[C@H](CC(O)=O)NC1=O)C(=O)N[C@@H](CCCCNC(=O)CCOCCOCCOCCOCCOCCOCCOCCOCCOCCOCCOCCOCCOCCOCCOCCOCCOCCOCCOCCOCCOCCC(=O)NCCCC[C@H](NC(=O)[C@@H]1CCSCCCSCC[C@H](NC(=O)[C@H](CCC(O)=O)NC(=O)[C@@H](NC(=O)[C@H](CCCC[N+](C)(C)C)NC(=O)[C@@H](NC(=O)C[H])[C@@H](C)CC)C(C)(C)C)C(=O)N2[C@@H](C[C@]3([H])CCCC[C@]23[H])C(=O)N[C@@H](C[H])C(=O)N[C@@H](CC(O)=O)C(=O)N[C@@H](CCCCCCCC)C(=O)N[C@@H](CC2=CNC3=CC=CC=C23)C(=O)NC(C)(C)C(=O)N[C@@H](CC2=CNC3=CC=CC=C23)C(=O)N1)C(=O)N[C@H](CCCNC(N)=N)C(N)=O)C(=O)N[C@H](CCCNC(N)=N)C(N)=O)NC(=O)[C@H](CCC(O)=O)NC(=O)[C@@H](NC(=O)[C@H](CCCC[N+](C)(C)C)NC(=O)[C@@H](NC(=O)C[H])[C@@H](C)CC)C(C)(C)C						
823	D; 4896.004	X5O3S - X13O3S_Me	Carbon-carbon double	---	PEG21DA; X14K; amide	SGF++++; SIF++++	AA++++; FF++++
823	ac-I-Lys_Me3-V-E-O3S-Oic-A-D-Ogl-W-E-W-O3S_Me-K-am (SEQ ID NO:637)						
823	[H]C[C@@H]1NC(=O)[C@@H]2C[C@]3([H])CCCC[C@]3([H])N2C(=O)[C@H](CCC\C=C/CCC[C@](C)(NC(=O)[C@H](CC2=CNC3=CC=CC=C23)NC(=O)[C@H](CCC(O)=O)NC(=O)[C@H](CC2=CNC3=CC=CC=C23)NC(=O)[C@H](CCCCCCCC)NC(=O)[C@H](CC(O)=O)NC1=O)C(=O)N[C@@H](CCCCNC(=O)CCOCCOCCOCCOCCOCCOCCOCCOCCOCCOCCOCCOCCOCCOCCOCCOCCOCCOCCOCCOCCOCCC(=O)NCCCC[C@H](NC(=O)[C@]1(C)CCC\C=C/CCC[C@H](NC(=O)[C@H](CCC(O)=O)NC(=O)[C@@H](NC(=O)[C@H](CCCC[N+](C)(C)C)NC(=O)[C@@H](NC(=O)C[H])[C@@H](C)CC)C(C)C)C(=O)N2[C@@H](C[C@]3([H])CCCC[C@]23[H])C(=O)N[C@@H](C[H])C(=O)N[C@@H](CC(O)=O)C(=O)N[C@@H](CCCCCCCC)C(=O)N[C@@H](CC2=CNC3=CC=CC=C23)C(=O)N[C@@H](CCC(O)=O)C(=O)N[C@@H](CC2=CNC3=CC=CC=C23)C(=O)N1)C(N)=O)C(N)=O)NC(=O)[C@H](CCC(O)=O)NC(=O)[C@@H](NC(=O)[C@H](CCCC[N+](C)(C)C)NC(=O)[C@@H](NC(=O)C[H])[C@@H](C)CC)C(C)C						
824	D; 5677.04	X5Hcy-X13Hcy	Thioether	Propane_Linker	PEG21DA; X14K; amide	SGF++++; SIF++++	AA++++; AF++++; FF++++
824	Isovaleric_Acid-dE-I-Lys_Me3-Tle-E-Hcy-Oic-A-D-Ogl-1Nal-E-W-Hcy-K-dR-am (SEQ ID NO:638)						

FIGURE 1.234

C#	Monomer (M) or Dimer (D) & MW (Daltons)	Cyclization Positions	Cyclization Chemical Bond	Cyclization Linker	Dimerization: Linker, Position, Chemical Bond	Stability Assays (SGF; SIF)	IC50 HEK Blue IL-17assays (AA, AF, FF)
824	[H]C[C@@H]1NC(=O)[C@@H]2C[C@]3([H])CCCC[C@]3([H])N2C(=O)[C@H](CCSCCCSCC[C@H](NC(=O)[C@H](CC2=CNC3=CC=CC=C23)NC(=O)[C@H](CCC(O)=O)NC(=O)[C@H](CC2=CC=CC3=CC=CC=C23)NC(=O)[C@H](CCCCCCCC)NC(=O)[C@H](CC(O)=O)NC1=O)C(=O)N[C@@H](CCCCNC(=O)CCOCCOCCOCCOCCOCCOCCOCCOCCOCCOCCOCCOCCOCCOCCOCCOCCOCCOCCOCCOCCOCCC(=O)NCCCC[C@H](NC(=O)[C@@H]1CCSCCCSCC[C@H](NC(=O)[C@H](CCC(O)=O)NC(=O)[C@@H](NC(=O)[C@H](CCCC[N+](C)(C)C)NC(=O)[C@@H](NC(=O)[C@@H](CCC(O)=O)NC(=O)CC(C)C)[C@@H](C)CC)C(C)(C)C)C(=O)N2[C@@H](C[C@]3([H])CCCC[C@]23[H])C(=O)N[C@@H](C[H])C(=O)N[C@@H](CC(O)=O)C(=O)N[C@@H](CCCCCCCC)C(=O)N[C@@H](CC2=CC=CC3=CC=CC=C23)C(=O)N[C@@H](CCC(O)=O)C(=O)N[C@@H](CC2=CNC3=CC=CC=C23)C(=O)N1)C(=O)N[C@H](CCCNC(N)=N)C(N)=O)C(=O)N[C@H](CCCNC(N)=N)C(N)=O)NC(=O)[C@H](CCC(O)=O)NC(=O)[C@@H](NC(=O)[C@H](CCCC[N+](C)(C)C)NC(=O)[C@@H](NC(=O)[C@@H](CCC(O)=O)NC(=O)CC(C)C)[C@@H](C)CC)C(C)(C)C						
825	D; 5648.98	X5Hcy-X13Hcy	Thioether	Propane_Linker	PEG21DA; X14K; amide	SGF++++; SIF++++	AA++++; FF++++
825	Isovaleric_Acid-dE-I-Lys_Me3-V-E-Hcy-Oic-A-D-Ogl-1Nal-E-W-Hcy-K-dR-am (SEQ ID NO:639)						
825	[H]C[C@@H]1NC(=O)[C@@H]2C[C@]3([H])CCCC[C@]3([H])N2C(=O)[C@H](CCSCCCSCC[C@H](NC(=O)[C@H](CC2=CNC3=CC=CC=C23)NC(=O)[C@H](CCC(O)=O)NC(=O)[C@H](CC2=CC=CC3=CC=CC=C23)NC(=O)[C@H](CCCCCCCC)NC(=O)[C@H](CC(O)=O)NC1=O)C(=O)N[C@@H](CCCCNC(=O)CCOCCOCCOCCOCCOCCOCCOCCOCCOCCOCCOCCOCCOCCOCCOCCOCCOCCOCCOCCOCCOCCC(=O)NCCCC[C@H](NC(=O)[C@@H]1CCSCCCSCC[C@H](NC(=O)[C@H](CCC(O)=O)NC(=O)[C@@H](NC(=O)[C@H](CCCC[N+](C)(C)C)NC(=O)[C@@H](NC(=O)[C@@H](CCC(O)=O)NC(=O)CC(C)C)[C@@H](C)CC)C(C)C)C(=O)N2[C@@H](C[C@]3([H])CCCC[C@]23[H])C(=O)N[C@@H](C[H])C(=O)N[C@@H](CC(O)=O)C(=O)N[C@@H](CCCCCCCC)C(=O)N[C@@H](CC2=CC=CC3=CC=CC=C23)C(=O)N[C@@H](CCC(O)=O)C(=O)N[C@@H](CC2=CNC3=CC=CC=C23)C(=O)N1)C(=O)N[C@H](CCCNC(N)=N)C(N)=O)C(=O)N[C@H](CCCNC(N)=N)C(N)=O)NC(=O)[C@H](CCC(O)=O)NC(=O)[C@@H](NC(=O)[C@H](CCCC[N+](C)(C)C)NC(=O)[C@@H](NC(=O)[C@@H](CCC(O)=O)NC(=O)CC(C)C)[C@@H](C)CC)C(C)C						
826	D; 5222.44	X5Hcy-X13Hcy	Thioether	Propane_Linker	DIG linker; X14Lys_PEG8_NH2; amide	SGF++++; SIF++++	AA++++; FF++++
826	ac-I-Lys_Me3-V-E-Hcy-Oic-A-D-Ogl-W-E-W-Hcy-Lys_PEG8_NH2-dR-am (SEQ ID NO:640)						
826	[H]C[C@@H]1NC(=O)[C@@H]2C[C@]3([H])CCCC[C@]3([H])N2C(=O)[C@H](CCSCCCSCC[C@H](NC(=O)[C@H](CC2=CNC3=CC=CC=C23)NC(=O)[C@H](CCC(O)=O)NC(=O)[C@H](CC2=CNC3=CC=CC=C23)NC(=O)[C@H](CCCCCCCC)NC(=O)[C@H](CC(O)=O)NC1=O)C(=O)N[C@@H](CCCCNC(=O)CCOCCOCCOCCOCCOCCOCCOCCOCCNC(=O)COCC(=O)NCCOCCOCCOCCOCCOCCOCCOCCOCCC(=O)N([H])CCCC[C@H](NC(=O)[C@@H]1CCSCCCSCC[C@H](NC(=O)[C@H](CCC(O)=O)NC(=O)[C@@H](NC(=O)[C@H](CCCC[N+](C)(C)C)NC(=O)[C@@H](NC(=O)C[H])[C@@H](C)CC)C(C)C)C(=O)N2[C@@H](C[C@]3([H])CCCC[C@]23[H])C(=O)N[C@@H](C[H])C(=O)N[C@@H](CC(O)=O)C(=O)N[C@@H](CCCCCCCC)C(=O)N[C@@H](CC2=CNC3=CC=CC=C23)C(=O)N[C@@H](CCC(O)=O)C(=O)N[C@@H](CC2=CNC3=CC=CC=C23)C(=O)N1)C(=O)N[C@H](CCCNC(N)=N)C(N)=O)C(=O)N[C@H](CCCNC(N)=N)C(N)=O)NC(=O)[C@H](CCC(O)=O)NC(=O)[C@@H](NC(=O)[C@H](CCCC[N+](C)(C)C)NC(=O)[C@@H](NC(=O)C[H])[C@@H](C)CC)C(C)C						

FIGURE 1.235

C#	Monomer (M) or Dimer (D) & MW (Daltons)	Cyclization Positions	Cyclization Chemical Bond	Cyclization Linker	Dimerization: Linker, Position, Chemical Bond	Stability Assays (SGF; SIF)	IC50 HEK Blue IL-17assays (AA, AF, FF)
827	D; 5160.33	X5Hcy-X13Hcy	Thioether	Propane_Linker	DIG linker; X14Lys_PEG4_1PEG2_NH2; amide	SGF++++; SIF++++	AA++++; FF++++
827	ac-I-Lys_Me3-V-E-Hcy-Oic-A-D-Ogl-W-E-W-Hcy-Lys_PEG4_1PEG2_NH2-dR-am (SEQ ID NO:641)						
827	[H]C[C@@H]1NC(=O)[C@@H]2C[C@]3([H])CCCC[C@]3([H])N2C(=O)[C@H](CCSCCCSCC[C@H](NC(=O)[C@H](CC2=CNC3=CC=CC=C23)NC(=O)[C@H](CCC(O)=O)NC(=O)[C@H](CC2=CNC3=CC=CC=C23)NC(=O)[C@H](CCCCCCCC)NC(=O)[C@H](CC(O)=O)NC1=O)C(=O)N[C@@H](CCCCNC(=O)CCOCCOCCOCCOCCNC(=O)COCCOCCNC(=O)COCC(=O)NCCOCCOCC(=O)NCCOCCOCCOCCOCCC(=O)N([H])CCCC[C@H](NC(=O)[C@@H]1CCSCCCSCC[C@H](NC(=O)[C@H](CCC(O)=O)NC(=O)[C@@H](NC(=O)[C@H](CCCC[N+](C)(C)C)NC(=O)[C@@H](NC(=O)C[H])[C@@H](C)CC)C(C)C)C(=O)N2[C@@H](C[C@]3([H])CCCC[C@]23[H])C(=O)N[C@@H](C[H])C(=O)N[C@@H](CC(O)=O)C(=O)N[C@@H](CCCCCCCC)C(=O)N[C@@H](CC2=CNC3=CC=CC=C23)C(=O)N[C@@H](CCC(O)=O)C(=O)N[C@@H](CC2=CNC3=CC=CC=C23)C(=O)N1)C(=O)N[C@H](CCCNC(N)=N)C(N)=O)C(=O)N[C@H](CCCNC(N)=N)C(N)=O)NC(=O)[C@H](CCC(O)=O)NC(=O)[C@@H](NC(=O)[C@H](CCCC[N+](C)(C)C)NC(=O)[C@@H](NC(=O)C[H])[C@@H](C)CC)C(C)C						
828	D; 5558.83	X5Hcy-X13Hcy	Thioether	Propane_Linker	PEG21DA; X14K; amide	SGF++++; SIF++++	AA++++; FF++++
828	ac-dH-I-Lys_Me3-Tle-E-Hcy-Oic-A-D-Ogl-W-D-W-Hcy-K-dR-am (SEQ ID NO:642)						
828	[H]NC(N)=NCCC[C@@H](NC(=O)[C@H](CCCCNC(=O)CCOCCOCCOCCOCCOCCOCCOCCOCCOCCOCCOCCOCCOCCOCCOCCOCCOCCOCCOCCOCCC(=O)NCCCC[C@H](NC(=O)[C@@H]1CCSCCCSCC[C@H](NC(=O)[C@H](CCC(O)=O)NC(=O)[C@@H](NC(=O)[C@H](CCCC[N+](C)(C)C)NC(=O)[C@@]([H])(NC(=O)[C@@H](CC2=CN([H])C=N2)NC(C)=O)[C@@H](C)CC)C(C)(C)C)C(=O)N2C3CCCCC3C[C@H]2C(=O)N[C@@H](C)C(=O)N[C@@H](CC(O)=O)C(=O)N[C@@H](CCCCCCCC)C(=O)N[C@@H](CC2=CN([H])C3=C2C=CC=C3)C(=O)N[C@@H](CC(O)=O)C(=O)N[C@@H](CC2=CN([H])C3=C2C=CC=C3)C(=O)N1)C(=O)N[C@H](CCCN=C(N)N[H])C(N)=O)NC(=O)[C@@H]1CCSCCCSCC[C@H](NC(=O)[C@H](CCC(O)=O)NC(=O)[C@@H](NC(=O)[C@H](CCCC[N+](C)(C)C)NC(=O)[C@@]([H])(NC(=O)[C@@H](CC2=CN([H])C=N2)NC(C)=O)[C@@H](C)CC)C(C)(C)C)C(=O)N2C3CCCCC3C[C@H]2C(=O)N[C@@H](C)C(=O)N[C@@H](CC(O)=O)C(=O)N[C@@H](CCCCCCCC)C(=O)N[C@@H](CC2=CN([H])C3=C2C=CC=C3)C(=O)N[C@@H](CC(O)=O)C(=O)N[C@@H](CC2=CN([H])C3=C2C=CC=C3)C(=O)N1)C(N)=O						
829	D; 5626.94	X5Hcy-X13Hcy	Thioether	Propane_Linker	PEG21DA; X14K; amide	SGF++++; SIF++++	AA++++; AF++++; FF++++
829	Isovaleric_Acid-dE-I-Lys_Me3-Tle-E-Hcy-Oic-A-D-Ogl-W-D-W-Hcy-K-dR-am (SEQ ID NO:643)						
829	[H]C[C@@H]1NC(=O)[C@@H]2C[C@]3([H])CCCC[C@]3([H])N2C(=O)[C@H](CCSCCCSCC[C@H](NC(=O)[C@H](CC2=CNC3=CC=CC=C23)NC(=O)[C@H](CC(O)=O)NC(=O)[C@H](CC2=CNC3=CC=CC=C23)NC(=O)[C@H](CCCCCCCC)NC(=O)[C@H](CC(O)=O)NC1=O)C(=O)N[C@@H](CCCCNC(=O)CCOCCOCCOCCOCCOCCOCCOCCOCCOCCOCCOCCOCCOCCOCCOCCOCCOCCOCCOCCOCCOCCC(=O)NCCCC[C@H](NC(=O)[C@@H]1CCSCCSCC[C@H](NC(=O)[C@H](CCC(O)=O)NC(=O)[C@@H](NC(=O)[C@H](CCCC[N+](C)(C)C)NC(=O)[C@@H](NC(=O)[C@@H](CCC(O)=O)NC(=O)CC(C)C)[C@@H](C)CC)C(C)(C)C)C(=O)N2[C@@H](C[C@]3([H])CCCC[C@]23[H])C(=O)N[C@@H](C[H])C(=O)N[C@@H](CC(O)=O)C(=O)N[C@@H](CCCCCCCC)C(=O)N[C@@H](CC2=CNC3=CC=CC=C23)C(=O)N[C@@H](CC(O)=O)C(=O)N[C@@H](CC2=CNC3=CC=CC=C23)						

FIGURE 1.236

C#	Monomer (M) or Dimer (D) & MW (Daltons)	Cyclization Positions	Cyclization Chemical Bond	Cyclization Linker	Dimerization: Linker, Position, Chemical Bond	Stability Assays (SGF; SIF)	IC50 HEK Blue IL-17assays (AA, AF, FF)
	C(=O)N1)C(=O)N[C@H](CCCNC(N)=N)C(N)=O)C(=O)N[C@H](CCCNC(N)=N)C(N)=O)NC(=O)[C@H](CCC(O)=O)NC(=O)[C@@H](NC(=O)[C@H](CCCC[N+](C)(C)C)NC(=O)[C@@H](NC(=O)[C@@H](CCC(O)=O)NC(=O)CC(C)C)[C@@H](C)CC)C(C)(C)C						
830	D; 5702.96	X5Hcy-X13Hcy	Thioether	Propane_Linker	PEG21DA; X14K; amide	SGF++++; SIF++++	AA++++; FF++++
830	Glutaric_Acid -H-I-Lys_Me3-Tle-E-Hcy-Oic-A-D-Ogl-W-D-W-Hcy-K-dR-am (SEQ ID NO:644)						
830	[H]C[C@@H]1NC(=O)[C@@H]2C[C@]3([H])CCCC[C@]3([H])N2C(=O)[C@H](CCSCCCSCC[C@H](NC(=O)[C@H](CC2=CNC3=CC=CC=C23)NC(=O)[C@H](CC(O)=O)NC(=O)[C@H](CC2=CNC3=CC=CC=C23)NC(=O)[C@H](CCCCCCCC)NC(=O)[C@H](CC(O)=O)NC1=O)C(=O)N[C@@H](CCCCNC(=O)CCOCCOCCOCCOCCOCCOCCOCCOCCOCCOCCOCCOCCOCCOCCOCCOCCOCCOCCOCCOCCOCCC(=O)NCCCC[C@H](NC(=O)[C@@H]1CCSCCCSCC[C@H](NC(=O)[C@H](CCC(O)=O)NC(=O)[C@@H](NC(=O)[C@H](CCCC[N+](C)(C)C)NC(=O)[C@@H](NC(=O)[C@H](CC2=CN=CN2)NC(=O)CCCC(O)=O)[C@@H](C)CC)C(C)(C)C)C(=O)N2[C@@H](C[C@]3([H])CCCC[C@]23[H])C(=O)N[C@@H](C[H])C(=O)N[C@@H](CC(O)=O)C(=O)N[C@@H](CCCCCCCC)C(=O)N[C@@H](CC2=CNC3=CC=CC=C23)C(=O)N[C@@H](CC(O)=O)C(=O)N[C@@H](CC2=CNC3=CC=CC=C23)C(=O)N1)C(=O)N[C@H](CCCNC(N)=N)C(N)=O)C(=O)N[C@H](CCCNC(N)=N)C(N)=O)NC(=O)[C@H](CCC(O)=O)NC(=O)[C@@H](NC(=O)[C@H](CCCC[N+](C)(C)C)NC(=O)[C@@H](NC(=O)[C@H](CC1=CN=CN1)NC(=O)CCCC(O)=O)[C@@H](C)CC)C(C)(C)C						
831	D; 5731.01	X5Hcy-X13Hcy	Thioether	Propane_Linker	PEG21DA; X14K; amide	SGF++++; SIF++++	AA++++; FF++++
831	Glutaric_Acid-dH-I-Lys_Me3-Tle-E-Hcy-Oic-A-D-Ogl-W-E-W-Hcy-K-dR-am (SEQ ID NO:645)						
831	[H]C[C@@H]1NC(=O)[C@@H]2C[C@]3([H])CCCC[C@]3([H])N2C(=O)[C@H](CCSCCCSCC[C@H](NC(=O)[C@H](CC2=CNC3=CC=CC=C23)NC(=O)[C@H](CCC(O)=O)NC(=O)[C@H](CC2=CNC3=CC=CC=C23)NC(=O)[C@H](CCCCCCCC)NC(=O)[C@H](CC(O)=O)NC1=O)C(=O)N[C@@H](CCCCNC(=O)CCOCCOCCOCCOCCOCCOCCOCCOCCOCCOCCOCCOCCOCCOCCOCCOCCOCCOCCOCCOCCOCCC(=O)NCCCC[C@H](NC(=O)[C@@H]1CCSCCCSCC[C@H](NC(=O)[C@H](CCC(O)=O)NC(=O)[C@@H](NC(=O)[C@H](CCCC[N+](C)(C)C)NC(=O)[C@@H](NC(=O)[C@@H](CC2=CN=CN2)NC(=O)CCCC(O)=O)[C@@H](C)CC)C(C)(C)C)C(=O)N2[C@@H](C[C@]3([H])CCCC[C@]23[H])C(=O)N[C@@H](C[H])C(=O)N[C@@H](CC(O)=O)C(=O)N[C@@H](CCCCCCCC)C(=O)N[C@@H](CC2=CNC3=CC=CC=C23)C(=O)N[C@@H](CCC(O)=O)C(=O)N[C@@H](CC2=CNC3=CC=CC=C23)C(=O)N1)C(=O)N[C@H](CCCNC(N)=N)C(N)=O)C(=O)N[C@H](CCCNC(N)=N)C(N)=O)NC(=O)[C@H](CCC(O)=O)NC(=O)[C@@H](NC(=O)[C@H](CCCC[N+](C)(C)C)NC(=O)[C@@H](NC(=O)[C@@H](CC1=CN=CN1)NC(=O)CCCC(O)=O)[C@@H](C)CC)C(C)(C)C						
832	D; 5642.99	X5Hcy-X13Hcy	Thioether	Propane_Linker	PEG21DA; X14K; amide	SGF++++; SIF++++	AA++++; FF++++
832	Isovaleric_Acid-dH-V-Lys_Me3-Tle-E-Hcy-Oic-A-D-Ogl-W-E-W-Hcy-K-dR-am (SEQ ID NO:646)						
832	[H]C[C@@H]1NC(=O)[C@@H]2C[C@]3([H])CCCC[C@]3([H])N2C(=O)[C@H](CCSCCCSCC[C@H](NC(=O)[C@H](CC2=CNC3=CC=CC=C23)NC(=O)[C@H](CCC(O)=O)NC(=O)[C@H](CC2=CNC3=CC=CC=C23)NC(=O)[C@H](CCCCCCCC)NC(=O)[C@H](CC(O)=O)NC1=O)C(=O)N[C@@H](CCCCNC(=O)CCOCCOCCOCCOCCOCCOCCOCCOCCOCCOCCOCCOCCOCCOCCOCCOCCOCCOCCOCCOCCOCCC(=O)NCCCC[C@H](NC(=O)[C@@H]1CCSCCCSCC[C@H](NC(=O)[C@H](CCC(O)=O)NC(=O)[C@@H](NC(=O)[C@H](CCCC[N+](C)(C)C)NC(=O)[C@@H](NC(=O)[C@@H](CC2=CN=CN2)NC(=O)CC(C)C)C(C)C)C(C)(C)C)C(=O)N2[C@@H](C[C@]3([H])CCCC[C@]23[H])C(=O)N[C@@H](C[H])C(=O)N[C@@H](CC(O)=O)C(=O)N[C@@H](CCCCCCCC)C(=O)N[C@@H](CC2=CNC3=CC=CC=C23)C(=O)N[C@@H](CCC(O)=O)C(=O)N[C@@H](CC2=CNC3=CC=CC=C23)C(						

FIGURE 1.237

C#	Monomer (M) or Dimer (D) & MW (Daltons)	Cyclization Positions	Cyclization Chemical Bond	Cyclization Linker	Dimerization: Linker, Position, Chemical Bond	Stability Assays (SGF; SIF)	IC50 HEK Blue IL-17assays (AA, AF, FF)
	=O)N1)C(=O)N[C@H](CCCNC(N)=N)C(N)=O)C(=O)N[C@H](CCCNC(N)=N)C(N)=O)NC(=O)[C@H](CCC(O)=O)NC(=O)[C@@H](NC(=O)[C@H](CCCC[N+](C)(C)C)NC(=O)[C@@H](NC(=O)[C@@H](CC1=CN=CN1)NC(=O)CC(C)C)C(C)C)C(C)(C)C						
833	D; 5929.28	X5Hcy-X13Hcy	Thioether	Propane_Linker	PEG21DA; X14K; amide	SGF++++; SIF++++	AA++++; FF++++
833	Isovaleric_Acid-dH-dE-I-Lys_Me3-Tle-E-Hcy-Oic-A-D-Ogl-W-E-W-Hcy-K-dR-am (SEQ ID NO:647)						
833	[H]C[C@@H]1NC(=O)[C@@H]2C[C@]3([H])CCCC[C@]3([H])N2C(=O)[C@H](CCSCCCSCC[C@H](NC(=O)[C@H](CC2=CNC3=CC=CC=C23)NC(=O)[C@H](CCC(O)=O)NC(=O)[C@H](CC2=CNC3=CC=CC=C23)NC(=O)[C@H](CCCCCCCC)NC(=O)[C@H](CC(O)=O)NC1=O)C(=O)N[C@@H](CCCCNC(=O)CCOCCOCCOCCOCCOCCOCCOCCOCCOCCOCCOCCOCCOCCOCCOCCOCCOCCOCCOCCOCCC(=O)NCCCC[C@H](NC(=O)[C@@H]1CCSCCCSCC[C@H](NC(=O)[C@H](CCC(O)=O)NC(=O)[C@@H](NC(=O)[C@H](CCCC[N+](C)(C)C)NC(=O)[C@@H](NC(=O)[C@@H](CCC(O)=O)NC(=O)[C@@H](CC2=CN=CN2)NC(=O)CC(C)C)[C@@H](C)CC)C(C)(C)C)C(=O)N2[C@@H](C[C@]3([H])CCCC[C@]23[H])C(=O)N[C@@H](C[H])C(=O)N[C@@H](CC(O)=O)C(=O)N[C@@H](CCCCCCCC)C(=O)N[C@@H](CC2=CNC3=CC=CC=C23)C(=O)N[C@@H](CCC(O)=O)C(=O)N[C@@H](CC2=CNC3=CC=CC=C23)C(=O)N1)C(=O)N[C@H](CCCNC(N)=N)C(N)=O)C(=O)N[C@H](CCCNC(N)=N)C(N)=O)NC(=O)[C@H](CCC(O)=O)NC(=O)[C@@H](NC(=O)[C@H](CCCC[N+](C)(C)C)NC(=O)[C@@H](NC(=O)[C@@H](CCC(O)=O)NC(=O)[C@@H](CC1=CN=CN1)NC(=O)CC(C)C)[C@@H](C)CC)C(C)(C)C						
834	D; 5654.99	X5Hcy-X13Hcy	Thioether	Propane_Linker	PEG21DA; X14K; amide	SGF++++; SIF++++	AA++++; AF++++; FF++++
834	Isovaleric_Acid-dE-I-Lys_Me3-Tle-E-Hcy-Oic-A-D-Ogl-W-E-W-Hcy-K-dR-am (SEQ ID NO:648)						
834	[H]C[C@@H]1NC(=O)[C@@H]2C[C@]3([H])CCCC[C@]3([H])N2C(=O)[C@H](CCSCCCSCC[C@H](NC(=O)[C@H](CC2=CNC3=CC=CC=C23)NC(=O)[C@H](CCC(O)=O)NC(=O)[C@H](CC2=CNC3=CC=CC=C23)NC(=O)[C@H](CCCCCCCC)NC(=O)[C@H](CC(O)=O)NC1=O)C(=O)N[C@@H](CCCCNC(=O)CCOCCOCCOCCOCCOCCOCCOCCOCCOCCOCCOCCOCCOCCOCCOCCOCCOCCOCCOCCOCCC(=O)NCCCC[C@H](NC(=O)[C@@H]1CCSCCCSCC[C@H](NC(=O)[C@H](CCC(O)=O)NC(=O)[C@@H](NC(=O)[C@H](CCCC[N+](C)(C)C)NC(=O)[C@@H](NC(=O)[C@@H](CCC(O)=O)NC(=O)CC(C)C)[C@@H](C)CC)C(C)(C)C)C(=O)N2[C@@H](C[C@]3([H])CCCC[C@]23[H])C(=O)N[C@@H](C[H])C(=O)N[C@@H](CC(O)=O)C(=O)N[C@@H](CCCCCCCC)C(=O)N[C@@H](CC2=CNC3=CC=CC=C23)C(=O)N[C@@H](CCC(O)=O)C(=O)N[C@@H](CC2=CNC3=CC=CC=C23)C(=O)N1)C(=O)N[C@H](CCCNC(N)=N)C(N)=O)C(=O)N[C@H](CCCNC(N)=N)C(N)=O)NC(=O)[C@H](CCC(O)=O)NC(=O)[C@@H](NC(=O)[C@H](CCCC[N+](C)(C)C)NC(=O)[C@@H](NC(=O)[C@@H](CCC(O)=O)NC(=O)CC(C)C)[C@@H](C)CC)C(C)(C)C						
835	D; 5743.05	X5Hcy-X13Hcy	Thioether	Propane_Linker	PEG21DA; X14K; amide	SGF++++; SIF++++	AA++++; FF++++
835	Methanesulfonyl_Acetic_Acid-dH-I-Lys_Me3-Tle-E-Hcy-Oic-A-D-Ogl-W-E-W-Hcy-K-dR-am (SEQ ID NO:649)						
835	[H]NC(N)=NCCC[C@@H](NC(=O)[C@H](CCCCNC(=O)CCOCCOCCOCCOCCOCCOCCOCCOCCOCCOCCOCCOCCOCCOCCOCCOCCOCCOCCOCCOCCC(=O)NCCCC[C@H](NC(=O)[C@@H]1CCSCCCSCC[C@H](NC(=O)[C@H](CCC(O)=O)NC(=O)[C@@H](NC(=O)[C@H](CCCC[N+](C)(C)C)NC(=O)[C@@]([H])(NC(=O)[C@@H](CC2=CN([H])C=N2)NC(=O)CS(C)(=O)=O)[C@@H](C)CC)C(C)(C)C)C(=O)N2C3CCCCC3C[C@H]2C(=O)N[C@@H](C)C(=O)N[C@@H](CC(O)=O)C(=O)N[C@@H](CCCCCCCC)C(=O)N[C@@H](CC2=CN([H])C3=C2C=CC=C3)C(=O)N[C@@H](CCC(O)=O)C(=O)N[C@@H](CC2=CN([H])C3=C2C=CC=C3)C(=O)N1)C(=O)N[C@H](CCCN=C(N)N[H])C(N)=O)NC(=O)[C@@H]1CCSCCCSCC[C@H](NC						

FIGURE 1.238

C#	Monomer (M) or Dimer (D) & MW (Daltons)	Cyclization Positions	Cyclization Chemical Bond	Cyclization Linker	Dimerization: Linker, Position, Chemical Bond	Stability Assays (SGF; SIF)	IC50 HEK Blue IL-17assays (AA, AF, FF)
	(=O)[C@H](CCC(O)=O)NC(=O)[C@@H](NC(=O)[C@H](CCCC[N+](C)(C)C)NC(=O)[C@@]([H])(NC(=O)[C@@H](CC2=CN([H])C=N2)NC(=O)CS(C)(=O)=O)[C@@H](C)CC)C(C)(C)C)C(=O)N2C3CCCCC3C[C@H]2C(=O)N[C@@H](C)C(=O)N[C@@H](CC(O)=O)C(=O)N[C@@H](CCCCCCCC)C(=O)N[C@@H](CC2=CN([H])C3=C2C=CC=C3)C(=O)N[C@@H](CCC(O)=O)C(=O)N[C@@H](CC2=CN([H])C3=C2C=CC=C3)C(=O)N1)C(N)=O						
836	D; 5582.86	X5O3S_Reduced - X13OS3_Me_Reduced	Carbon-carbon single	---	PEG21DA; X14K; amide	SGF++++; SIF++++	AA++++; AF++++; FF++++
836	Isovaleric_Acid-dE-I-Lys_Me3-Tle-E-O3S_Reduced-Oic-A-D-Ogl-W-E-W-O3S_Me_Reduced-K-dR-am (SEQ ID NO:650)						
836	[H]C[C@@H]1NC(=O)[C@@H]2C[C@]3([H])CCCC[C@]3([H])N2C(=O)[C@H](CCCCCCCC[C@](C)(NC(=O)[C@H](CC2=CNC3=CC=CC=C23)NC(=O)[C@H](CCC(O)=O)NC(=O)[C@H](CC2=CNC3=CC=CC=C23)NC(=O)[C@H](CCCCCCCC)NC(=O)[C@H](CC(O)=O)NC1=O)C(=O)N[C@@H](CCCCNC(=O)CCOCCOCCOCCOCCOCCOCCOCCOCCOCCOCCOCCOCCOCCOCCOCCOCCOCCOCCOCCOCCOCCOCCOCCC(=O)NCCCC[C@H](NC(=O)[C@]1(C)CCCCCCCC[C@H](NC(=O)[C@H](CCC(O)=O)NC(=O)[C@@H](NC(=O)[C@H](CCCC[N+](C)(C)C)NC(=O)[C@@H](NC(=O)[C@@H](CCC(O)=O)NC(=O)CC(C)C)[C@@H](C)CC)C(C)(C)C)C(=O)N2[C@@H](C[C@]3([H])CCCC[C@]23[H])C(=O)N[C@@H](C[H])C(=O)N[C@@H](CC(O)=O)C(=O)N[C@@H](CCCCCCCC)C(=O)N[C@@H](CC2=CNC3=CC=CC=C23)C(=O)N[C@@H](CCC(O)=O)C(=O)N[C@@H](CC2=CNC3=CC=CC=C23)C(=O)N1)C(=O)N[C@H](CCCNC(N)=N)C(N)=O)C(=O)N[C@H](CCCNC(N)=N)C(N)=O)NC(=O)[C@H](CCC(O)=O)NC(=O)[C@@H](NC(=O)[C@H](CCCC[N+](C)(C)C)NC(=O)[C@@H](NC(=O)[C@@H](CCC(O)=O)NC(=O)CC(C)C)[C@@H](C)CC)C(C)(C)C						
837	D; 5658.878	X5O3S_Reduced - X13OS3_Me_Reduced	Carbon-carbon single	---	PEG21DA; X14K; amide	SGF++++; SIF++++	AA++++; FF++++
837	Glutaric_Acid-dH-I-Lys_Me3-Tle-E-O3S_Reduced-Oic-A-D-Ogl-W-E-W-O3S_Me_Reduced-K-dR-am (SEQ ID NO:651)						
837	[H]C[C@@H]1NC(=O)[C@@H]2C[C@]3([H])CCCC[C@]3([H])N2C(=O)[C@H](CCCCCCCC[C@](C)(NC(=O)[C@H](CC2=CNC3=CC=CC=C23)NC(=O)[C@H](CCC(O)=O)NC(=O)[C@H](CC2=CNC3=CC=CC=C23)NC(=O)[C@H](CCCCCCCC)NC(=O)[C@H](CC(O)=O)NC1=O)C(=O)N[C@@H](CCCCNC(=O)CCOCCOCCOCCOCCOCCOCCOCCOCCOCCOCCOCCOCCOCCOCCOCCOCCOCCOCCOCCOCCOCCOCCOCCC(=O)NCCCC[C@H](NC(=O)[C@]1(C)CCCCCCCC[C@H](NC(=O)[C@H](CCC(O)=O)NC(=O)[C@@H](NC(=O)[C@H](CCCC[N+](C)(C)C)NC(=O)[C@@H](NC(=O)[C@@H](CC2=CN=CN2)NC(=O)CCCC(O)=O)[C@@H](C)CC)C(C)(C)C)C(=O)N2[C@@H](C[C@]3([H])CCCC[C@]23[H])C(=O)N[C@@H](C[H])C(=O)N[C@@H](CC(O)=O)C(=O)N[C@@H](CCCCCCCC)C(=O)N[C@@H](CC2=CNC3=CC=CC=C23)C(=O)N[C@@H](CCC(O)=O)C(=O)N[C@@H](CC2=CNC3=CC=CC=C23)C(=O)N1)C(=O)N[C@H](CCCNC(N)=N)C(N)=O)C(=O)N[C@H](CCCNC(N)=N)C(N)=O)NC(=O)[C@H](CCC(O)=O)NC(=O)[C@@H](NC(=O)[C@H](CCCC[N+](C)(C)C)NC(=O)[C@@H](NC(=O)[C@@H](CC1=CN=CN1)NC(=O)CCCC(O)=O)[C@@H](C)CC)C(C)(C)C						
838	D; 5384.594	X5O3S_Reduced - X13OS3_Me_Reduced	Carbon-carbon single	---	PEG21DA; X14K; amide	SGF++++; SIF++++	AA++++; FF++++

FIGURE 1.239

C#	Monomer (M) or Dimer (D) & MW (Daltons)	Cyclization Positions	Cyclization Chemical Bond	Cyclization Linker	Dimerization: Linker, Position, Chemical Bond	Stability Assays (SGF; SIF)	IC50 HEK Blue IL-17assays (AA, AF, FF)
838	Glutaric_Acid-I-Lys_Me3-Tle-E-O3S_Reduced-Oic-A-D-Ogl-W-E-W-O3S_Me_Reduced-K-dR-am (SEQ ID NO:652)						
838	[H]C[C@@H]1NC(=O)[C@@H]2C[C@]3([H])CCCC[C@]3([H])N2C(=O)[C@H](CCCCCCCC[C@](C)(NC(=O)[C@H](CC2=CNC3=CC=CC=C23)NC(=O)[C@H](CCC(O)=O)NC(=O)[C@H](CC2=CNC3=CC=CC=C23)NC(=O)[C@H](CCCCCCCC)NC(=O)[C@H](CC(O)=O)NC1=O)C(=O)N[C@@H](CCCCNC(=O)CCOCCOCCOCCOCCOCCOCCOCCOCCOCCOCCOCCOCCOCCOCCOCCOCCOCCOCCOCCOCCOCCC(=O)NCCCC[C@H](NC(=O)[C@]1(C)CCCCCCC[C@H](NC(=O)[C@H](CCC(O)=O)NC(=O)[C@@H](NC(=O)[C@H](CCCC[N+](C)(C)C)NC(=O)[C@@H](NC(=O)CCCC(O)=O)[C@@H](C)CC)C(C)(C)C)C(=O)N2[C@@H](C[C@]3([H])CCCC[C@]23[H])C(=O)N[C@@H](C[H])C(=O)N[C@@H](CC(O)=O)C(=O)N[C@@H](CCCCCCCC)C(=O)N[C@@H](CC2=CNC3=CC=CC=C23)C(=O)N[C@@H](CCC(O)=O)C(=O)N[C@@H](CC2=CNC3=CC=CC=C23)C(=O)N1)C(=O)N[C@H](CCCNC(N)=N)C(N)=O)C(=O)N[C@H](CCCNC(N)=N)C(N)=O)NC(=O)[C@H](CCC(O)=O)NC(=O)[C@@H](NC(=O)[C@H](CCCC[N+](C)(C)C)NC(=O)[C@@H](NC(=O)CCCC(O)=O)[C@@H](C)CC)C(C)(C)C						
839	D; 5412.648	X5O3S_Reduced - X13OS3_Me_Reduced	Carbon-carbon single	---	PEG21DA; X14K; amide	SGF++++; SIF++++	AA++++; FF++++
839	C6_Diacid-I-Lys_Me3-Tle-E-O3S_Reduced-Oic-A-D-Ogl-W-E-W-O3S_Me_Reduced-K-dR-am (SEQ ID NO:653)						
839	[H]C[C@@H]1NC(=O)[C@@H]2C[C@]3([H])CCCC[C@]3([H])N2C(=O)[C@H](CCCCCCCC[C@](C)(NC(=O)[C@H](CC2=CNC3=CC=CC=C23)NC(=O)[C@H](CCC(O)=O)NC(=O)[C@H](CC2=CNC3=CC=CC=C23)NC(=O)[C@H](CCCCCCCC)NC(=O)[C@H](CC(O)=O)NC1=O)C(=O)N[C@@H](CCCCNC(=O)CCOCCOCCOCCOCCOCCOCCOCCOCCOCCOCCOCCOCCOCCOCCOCCOCCOCCOCCOCCOCCOCCC(=O)NCCCC[C@H](NC(=O)[C@]1(C)CCCCCCC[C@H](NC(=O)[C@H](CCC(O)=O)NC(=O)[C@@H](NC(=O)[C@H](CCCC[N+](C)(C)C)NC(=O)[C@@H](NC(=O)CCCCC(O)=O)[C@@H](C)CC)C(C)(C)C)C(=O)N2[C@@H](C[C@]3([H])CCCC[C@]23[H])C(=O)N[C@@H](C[H])C(=O)N[C@@H](CC(O)=O)C(=O)N[C@@H](CCCCCCCC)C(=O)N[C@@H](CC2=CNC3=CC=CC=C23)C(=O)N[C@@H](CCC(O)=O)C(=O)N[C@@H](CC2=CNC3=CC=CC=C23)C(=O)N1)C(=O)N[C@H](CCCNC(N)=N)C(N)=O)C(=O)N[C@H](CCCNC(N)=N)C(N)=O)NC(=O)[C@H](CCC(O)=O)NC(=O)[C@@H](NC(=O)[C@H](CCCC[N+](C)(C)C)NC(=O)[C@@H](NC(=O)CCCCC(O)=O)[C@@H](C)CC)C(C)(C)C						
840	D; 5468.77	X5Hcy-X13Hcy	Thioether	Propane_Linker	PEG21DA; X14K; amide	SGF++++; SIF++++	AA++++; FF++++
840	Methanesulfonyl_Acetic_Acid-I-Lys_Me3-Tle-E-Hcy-Oic-A-D-Ogl-W-E-W-Hcy-K-dR-am (SEQ ID NO:654)						
840	[H]NC(N)=NCCC[C@@H](NC(=O)[C@H](CCCCNC(=O)CCOCCOCCOCCOCCOCCOCCOCCOCCOCCOCCOCCOCCOCCOCCOCCOCCOCCOCCOCCOCCOCCC(=O)NCCCC[C@H](NC(=O)[C@@H]1CCSCCCSCC[C@H](NC(=O)[C@H](CCC(O)=O)NC(=O)[C@@H](NC(=O)[C@H](CCCC[N+](C)(C)C)NC(=O)[C@@]([H])(NC(=O)CS(C)(=O)=O)[C@@H](C)CC)C(C)(C)C)C(=O)N2C3CCCCC3C[C@H]2C(=O)N[C@@H](C)C(=O)N[C@@H](CC(O)=O)C(=O)N[C@@H](CCCCCCCC)C(=O)N[C@@H](CC2=CN([H])C3=C2C=CC=C3)C(=O)N[C@@H](CCC(O)=O)C(=O)N[C@@H](CC2=CN([H])C3=C2C=CC=C3)C(=O)N1)C(=O)N[C@H](CCCN=C(N)N[H])C(N)=O)NC(=O)[C@@H]1CCSCCCSCC[C@H](NC(=O)[C@H](CCC(O)=O)NC(=O)[C@@H](NC(=O)[C@H](CCCC[N+](C)(C)C)NC(=O)[C@@]([H])(NC(=O)CS(C)(=O)=O)[C@@H](C)CC)C(C)(C)C)C(=O)N2C3CCCCC3C[C@H]2C(=O)N[C@@H](C)C(=O)N[C@@H](CC(O)=O)C(=O)N[C@@H](CCCCCCCC)C(=O)N[C@@H](CC2=CN([H])C3=C2C=CC=C3)C(=O)N[C@@H](CCC(O)=O)C(=O)N[C@@H](CC2=CN([H])C3=C2C=CC=C3)C(=O)N1)C(N)=O						

FIGURE 1.240

C#	Monomer (M) or Dimer (D) & MW (Daltons)	Cyclization Positions	Cyclization Chemical Bond	Cyclization Linker	Dimerization: Linker, Position, Chemical Bond	Stability Assays (SGF; SIF)	IC50 HEK Blue IL-17assays (AA, AF, FF)
841	D; 5638.96	X5Hcy-X13Hcy	Thioether	Propane_Linker	PEG21DA; X14K; amide	SGF++++; SIF++++	AA++++; FF++++
841	CyclopropanecarboxylicAcid-dH-I-Lys_Me3-Tle-E-Hcy-Oic-A-D-Ogl-W-E-W-Hcy-K-dR-am (SEQ ID NO:655)						
841	[H]C[C@@H]1NC(=O)[C@@H]2C[C@]3([H])CCCC[C@]3([H])N2C(=O)[C@H](CCSCCCSCC[C@H](NC(=O)[C@H](CC2=CNC3=CC=CC=C23)NC(=O)[C@H](CCC(O)=O)NC(=O)[C@H](CC2=CNC3=CC=CC=C23)NC(=O)[C@H](CCCCCCCC)NC(=O)[C@H](CC(O)=O)NC1=O)C(=O)N[C@@H](CCCCNC(=O)CCOCCOCCOCCOCCOCCOCCOCCOCCOCCOCCOCCOCCOCCOCCOCCOCCOCCOCCOCCOCCC(=O)NCCCC[C@H](NC(=O)[C@@H]1CCSCCCSCC[C@H](NC(=O)[C@H](CCC(O)=O)NC(=O)[C@@H](NC(=O)[C@H](CCCC[N+](C)(C)C)NC(=O)[C@@H](NC(=O)[C@@H](CC2=CN=CN2)NC(=O)C2CC2)[C@@H](C)CC)C(C)(C)C)C(=O)N2[C@@H](C[C@]3([H])CCCC[C@]23[H])C(=O)N[C@@H](C[H])C(=O)N[C@@H](CC(O)=O)C(=O)N[C@@H](CCCCCCCC)C(=O)N[C@@H](CC2=CNC3=CC=CC=C23)C(=O)N[C@@H](CCC(O)=O)C(=O)N[C@@H](CC2=CNC3=CC=CC=C23)C(=O)N1)C(=O)N[C@H](CCCNC(N)=N)C(N)=O)C(=O)N[C@H](CCCNC(N)=N)C(N)=O)NC(=O)[C@H](CCC(O)=O)NC(=O)[C@@H](NC(=O)[C@H](CCCC[N+](C)(C)C)NC(=O)[C@@H](NC(=O)[C@@H](CC1=CN=CN1)NC(=O)C1CC1)[C@@H](C)CC)C(C)(C)C						
842	D; 5622.91	X5Hcy-X13Hcy	Thioether	Propane_Linker	PEG21DA; X14K; amide	SGF++++; SIF++++	AA++++; FF++++
842	CyclopropanecarboxylicAcid-dE-I-Lys_Me3-Tle-E-Hcy-Oic-A-D-Ogl-W-E-W-Hcy-K-dR-am (SEQ ID NO:656)						
842	[H]C[C@@H]1NC(=O)[C@@H]2C[C@]3([H])CCCC[C@]3([H])N2C(=O)[C@H](CCSCCCSCC[C@H](NC(=O)[C@H](CC2=CNC3=CC=CC=C23)NC(=O)[C@H](CCC(O)=O)NC(=O)[C@H](CC2=CNC3=CC=CC=C23)NC(=O)[C@H](CCCCCCCC)NC(=O)[C@H](CC(O)=O)NC1=O)C(=O)N[C@@H](CCCCNC(=O)CCOCCOCCOCCOCCOCCOCCOCCOCCOCCOCCOCCOCCOCCOCCOCCOCCOCCOCCOCCOCCC(=O)NCCCC[C@H](NC(=O)[C@@H]1CCSCCCSCC[C@H](NC(=O)[C@H](CCC(O)=O)NC(=O)[C@@H](NC(=O)[C@H](CCCC[N+](C)(C)C)NC(=O)[C@@H](NC(=O)[C@@H](CCC(O)=O)NC(=O)C2CC2)[C@@H](C)CC)C(C)(C)C)C(=O)N2[C@@H](C[C@]3([H])CCCC[C@]23[H])C(=O)N[C@@H](C[H])C(=O)N[C@@H](CC(O)=O)C(=O)N[C@@H](CCCCCCCC)C(=O)N[C@@H](CC2=CNC3=CC=CC=C23)C(=O)N[C@@H](CCC(O)=O)C(=O)N[C@@H](CC2=CNC3=CC=CC=C23)C(=O)N1)C(=O)N[C@H](CCCNC(N)=N)C(N)=O)C(=O)N[C@H](CCCNC(N)=N)C(N)=O)NC(=O)[C@H](CCC(O)=O)NC(=O)[C@@H](NC(=O)[C@H](CCCC[N+](C)(C)C)NC(=O)[C@@H](NC(=O)[C@@H](CCC(O)=O)NC(=O)C1CC1)[C@@H](C)CC)C(C)(C)C						
843	D; 5671.05	X5Hcy-X13Hcy	Thioether	Propane_Linker	PEG21DA; X14K; amide	SGF++++; SIF++++	AA++++; FF+++
843	PVA-dH-I-Lys_Me3-Tle-E-Hcy-Oic-A-D-Ogl-W-E-W-Hcy-K-dR-am (SEQ ID NO:657)						
843	[H]C[C@@H]1NC(=O)[C@@H]2C[C@]3([H])CCCC[C@]3([H])N2C(=O)[C@H](CCSCCCSCC[C@H](NC(=O)[C@H](CC2=CNC3=CC=CC=C23)NC(=O)[C@H](CCC(O)=O)NC(=O)[C@H](CC2=CNC3=CC=CC=C23)NC(=O)[C@H](CCCCCCCC)NC(=O)[C@H](CC(O)=O)NC1=O)C(=O)N[C@@H](CCCCNC(=O)CCOCCOCCOCCOCCOCCOCCOCCOCCOCCOCCOCCOCCOCCOCCOCCOCCOCCOCCOCCOCCC(=O)NCCCC[C@H](NC(=O)[C@@H]1CCSCCCSCC[C@H](NC(=O)[C@H](CCC(O)=O)NC(=O)[C@@H](NC(=O)[C@H](CCCC[N+](C)(C)C)NC(=O)[C@@H](NC(=O)[C@@H](CC2=CN=CN2)NC(=O)C(C)(C)C)[C@@H](C)CC)C(C)(C)C)C(=O)N2[C@@H](C[C@]3([H])CCCC[C@]23[H])C(=O)N[C@@H](C[H])C(=O)N[C@@H](CC(O)=O)C(=O)N[C@@H](CCCCCCCC)C(=O)N[C@@H](CC2=CNC3=CC=CC=C23)C(=O)N[C@@H](CCC(O)=O)C(=O)N[C@@H](CC2=CNC3=CC=CC=C23)C(=O)N1)C(=O)N[C@H](CCCNC(N)=N)C(N)=O)C(=O)N[C@H](CCCNC(N)=N)C(N)=O)NC(=O)[C@H](CCC(O)=O)NC(=O)[C@@H](NC(=O)[C@H](CCCC[N+](C)(C)C)NC(=O)[C@@H](NC(=O)[C@@H](CC1=CN=CN1)NC(=O)C(C)(C)C)[C@@H](C)CC)C(C)(C)C						

FIGURE 1.241

C#	Monomer (M) or Dimer (D) & MW (Daltons)	Cyclization Positions	Cyclization Chemical Bond	Cyclization Linker	Dimerization: Linker, Position, Chemical Bond	Stability Assays (SGF; SIF)	IC50 HEK Blue IL-17assays (AA, AF, FF)
844	D; 5654.99	X5Hcy-X13Hcy	Thioether	Propane_Linker	PEG21DA; X14K; amide	SGF++++; SIF++++	AA++++; FF++++
844	PVA-dE-I-Lys_Me3-Tle-E-Hcy-Oic-A-D-Ogl-W-E-W-Hcy-K-dR-am (SEQ ID NO:658)						
844	[H]C[C@@H]1NC(=O)[C@@H]2C[C@]3([H])CCCC[C@]3([H])N2C(=O)[C@H](CCSCCCSCC[C@H](NC(=O)[C@H](CC2=CNC3=CC=CC=C23)NC(=O)[C@H](CCC(O)=O)NC(=O)[C@H](CC2=CNC3=CC=CC=C23)NC(=O)[C@H](CCCCCCCC)NC(=O)[C@H](CC(O)=O)NC1=O)C(=O)N[C@@H](CCCCNC(=O)CCOCCOCCOCCOCCOCCOCCOCCOCCOCCOCCOCCOCCOCCOCCOCCOCCOCCOCCOCCOCCC(=O)NCCCC[C@H](NC(=O)[C@@H]1CCSCCCSCC[C@H](NC(=O)[C@H](CCC(O)=O)NC(=O)[C@@H](NC(=O)[C@H](CCCC[N+](C)(C)C)NC(=O)[C@@H](NC(=O)[C@@H](CCC(O)=O)NC(=O)C(C)(C)C)[C@@H](C)CC)C(C)(C)C)C(=O)N2[C@@H](C[C@]3([H])CCCC[C@]23[H])C(=O)N[C@@H](C[H])C(=O)N[C@@H](CC(O)=O)C(=O)N[C@@H](CCCCCCCC)C(=O)N[C@@H](CC2=CNC3=CC=CC=C23)C(=O)N[C@@H](CCC(O)=O)C(=O)N[C@@H](CC2=CNC3=CC=CC=C23)C(=O)N1)C(=O)N[C@H](CCCNC(N)=N)C(N)=O)C(=O)N[C@H](CCCNC(N)=N)C(N)=O)NC(=O)[C@H](CCC(O)=O)NC(=O)[C@@H](NC(=O)[C@H](CCCC[N+](C)(C)C)NC(=O)[C@@H](NC(=O)[C@@H](CCC(O)=O)NC(=O)C(C)(C)C)[C@@H](C)CC)C(C)(C)C						
845	D; 5646.94	X5Hcy-X13Hcy	Thioether	Propane_Linker	PEG21DA; X14K; amide	SGF++++; SIF++++	AA++++; FF++++
845	3Hydroxypropionicacid-dH-I-Lys_Me3-Tle-E-Hcy-Oic-A-D-Ogl-W-E-W-Hcy-K-dR-am (SEQ ID NO:659)						
845	[H]C[C@@H]1NC(=O)[C@@H]2C[C@]3([H])CCCC[C@]3([H])N2C(=O)[C@H](CCSCCCSCC[C@H](NC(=O)[C@H](CC2=CNC3=CC=CC=C23)NC(=O)[C@H](CCC(O)=O)NC(=O)[C@H](CC2=CNC3=CC=CC=C23)NC(=O)[C@H](CCCCCCCC)NC(=O)[C@H](CC(O)=O)NC1=O)C(=O)N[C@@H](CCCCNC(=O)CCOCCOCCOCCOCCOCCOCCOCCOCCOCCOCCOCCOCCOCCOCCOCCOCCOCCOCCOCCOCCOCCC(=O)NCCCC[C@H](NC(=O)[C@@H]1CCSCCCSCC[C@H](NC(=O)[C@H](CCC(O)=O)NC(=O)[C@@H](NC(=O)[C@H](CCCC[N+](C)(C)C)NC(=O)[C@@H](NC(=O)[C@@H](CC2=CN=CN2)NC(=O)CCO)[C@@H](C)CC)C(C)(C)C)C(=O)N2[C@@H](C[C@]3([H])CCCC[C@]23[H])C(=O)N[C@@H](C[H])C(=O)N[C@@H](CC(O)=O)C(=O)N[C@@H](CCCCCCCC)C(=O)N[C@@H](CC2=CNC3=CC=CC=C23)C(=O)N[C@@H](CCC(O)=O)C(=O)N[C@@H](CC2=CNC3=CC=CC=C23)C(=O)N1)C(=O)N[C@H](CCCNC(N)=N)C(N)=O)C(=O)N[C@H](CCCNC(N)=N)C(N)=O)NC(=O)[C@H](CCC(O)=O)NC(=O)[C@@H](NC(=O)[C@H](CCCC[N+](C)(C)C)NC(=O)[C@@H](NC(=O)[C@@H](CC1=CN=CN1)NC(=O)CCO)[C@@H](C)CC)C(C)(C)C						
846	D; 5372.65	X5Hcy-X13Hcy	Thioether	Propane_Linker	PEG21DA; X14K; amide	SGF++++; SIF++++	AA++++; FF++++
846	3Hydroxypropionicacid-I-Lys_Me3-Tle-E-Hcy-Oic-A-D-Ogl-W-E-W-Hcy-K-dR-am (SEQ ID NO:660)						
846	[H]C[C@@H]1NC(=O)[C@@H]2C[C@]3([H])CCCC[C@]3([H])N2C(=O)[C@H](CCSCCCSCC[C@H](NC(=O)[C@H](CC2=CNC3=CC=CC=C23)NC(=O)[C@H](CCC(O)=O)NC(=O)[C@H](CC2=CNC3=CC=CC=C23)NC(=O)[C@H](CCCCCCCC)NC(=O)[C@H](CC(O)=O)NC1=O)C(=O)N[C@@H](CCCCNC(=O)CCOCCOCCOCCOCCOCCOCCOCCOCCOCCOCCOCCOCCOCCOCCOCCOCCOCCOCCOCCOCCOCCC(=O)NCCCC[C@H](NC(=O)[C@@H]1CCSCCCSCC[C@H](NC(=O)[C@H](CCC(O)=O)NC(=O)[C@@H](NC(=O)[C@H](CCCC[N+](C)(C)C)NC(=O)[C@@H](NC(=O)CCO)[C@@H](C)CC)C(C)(C)C)C(=O)N2[C@@H](C[C@]3([H])CCCC[C@]23[H])C(=O)N[C@@H](C[H])C(=O)N[C@@H](CC(O)=O)C(=O)N[C@@H](CCCCCCCC)C(=O)N[C@@H](CC2=CNC3=CC=CC=C23)C(=O)N[C@@H](CCC(O)=O)C(=O)N[C@@H](CC2=CNC3=CC=CC=C23)C(=O)N1)C(=O)N[C@H](CCCNC(N)=N)C(N)=O)C(=O)N[C@H](CCCNC(N)=N)C(N)=O)NC(=O)[C@H](CCC(O)=O)NC(=O)[C@@H](NC(=O)[C@H](CCCC[N+](C)(C)C)NC(=O)[C@@H](NC(=O)CCO)[C@@H](C)CC)C(C)(C)C						

FIGURE 1.242

C#	Monomer (M) or Dimer (D) & MW (Daltons)	Cyclization Positions	Cyclization Chemical Bond	Cyclization Linker	Dimerization: Linker, Position, Chemical Bond	Stability Assays (SGF; SIF)	IC50 HEK Blue IL-17assays (AA, AF, FF)
847	D; 5677.04	X5Hcy-X13Hcy	Thioether	Propane_Linker	PEG21DA; X14K; amide	SGF++++; SIF++++	AA++++; FF+++
847	Isovaleric_Acid-E-I-Lys_Me3-Tle-E-Hcy-Oic-A-D-Ogl-1Nal-E-W-Hcy-K-dR-am (SEQ ID NO:661)						
847	[H]C[C@@H]1NC(=O)[C@@H]2C[C@]3([H])CCCC[C@]3([H])N2C(=O)[C@H](CCSCCCSCC[C@H](NC(=O)[C@H](CC2=CNC3=CC=CC=C23)NC(=O)[C@H](CCC(O)=O)NC(=O)[C@H](CC2=CC=CC3=CC=CC=C23)NC(=O)[C@H](CCCCCCCC)NC(=O)[C@H](CC(O)=O)NC1=O)C(=O)N[C@@H](CCCCNC(=O)CCOCCOCCOCCOCCOCCOCCOCCOCCOCCOCCOCCOCCOCCOCCOCCOCCOCCOCCOCCOCCOCCC(=O)NCCCC[C@H](NC(=O)[C@@H]1CCSCCCSCC[C@H](NC(=O)[C@H](CCC(O)=O)NC(=O)[C@@H](NC(=O)[C@H](CCCC[N+](C)(C)C)NC(=O)[C@@H](NC(=O)[C@H](CCC(O)=O)NC(=O)CC(C)C)[C@@H](C)CC)C(C)(C)C)C(=O)N2[C@@H](C[C@]3([H])CCCC[C@]23[H])C(=O)N[C@@H](C[H])C(=O)N[C@@H](CC(O)=O)C(=O)N[C@@H](CCCCCCCC)C(=O)N[C@@H](CC2=CC=CC3=CC=CC=C23)C(=O)N[C@@H](CCC(O)=O)C(=O)N[C@@H](CC2=CNC3=CC=CC=C23)C(=O)N1)C(=O)N[C@H](CCCNC(N)=N)C(N)=O)C(=O)N[C@H](CCCNC(N)=N)C(N)=O)NC(=O)[C@H](CCC(O)=O)NC(=O)[C@@H](NC(=O)[C@H](CCCC[N+](C)(C)C)NC(=O)[C@@H](NC(=O)[C@H](CCC(O)=O)NC(=O)CC(C)C)[C@@H](C)CC)C(C)(C)C						
848	D; 5654.99	X5Hcy-X13Hcy	Thioether	Propane_Linker	PEG21DA; X14K; amide	SGF++++; SIF++++	AA++++; FF++++
848	Isovaleric_Acid-IsoGlu-I-Lys_Me3-Tle-E-Hcy-Oic-A-D-Ogl-W-E-W-Hcy-K-dR-am (SEQ ID NO:662)						
848	[H]NC(N)=NCCC[C@@H](NC(=O)[C@H](CCCCNC(=O)CCOCCOCCOCCOCCOCCOCCOCCOCCOCCOCCOCCOCCOCCOCCOCCOCCOCCOCCOCCOCCOCCC(=O)NCCCC[C@H](NC(=O)[C@@H]1CCSCCCSCC[C@H](NC(=O)[C@H](CCC(O)=O)NC(=O)[C@@H](NC(=O)[C@H](CCCC[N+](C)(C)C)NC(=O)[C@@]([H])(NC(=O)CC[C@H](NC(=O)CC(C)C)C(O)=O)[C@@H](C)CC)C(C)(C)C)C(=O)N2C3CCCCC3C[C@H]2C(=O)N[C@@H](C)C(=O)N[C@@H](CC(O)=O)C(=O)N[C@@H](CCCCCCCC)C(=O)N[C@@H](CC2=CN([H])C3=C2C=CC=C3)C(=O)N[C@@H](CCC(O)=O)C(=O)N[C@@H](CC2=CN([H])C3=C2C=CC=C3)C(=O)N1)C(=O)N[C@H](CCCN=C(N)N[H])C(N)=O)NC(=O)[C@@H]1CCSCCCSCC[C@H](NC(=O)[C@H](CCC(O)=O)NC(=O)[C@@H](NC(=O)[C@H](CCCC[N+](C)(C)C)NC(=O)[C@@]([H])(NC(=O)CC[C@H](NC(=O)CC(C)C)C(O)=O)[C@@H](C)CC)C(C)(C)C)C(=O)N2C3CCCCC3C[C@H]2C(=O)N[C@@H](C)C(=O)N[C@@H](CC(O)=O)C(=O)N[C@@H](CCCCCCCC)C(=O)N[C@@H](CC2=CN([H])C3=C2C=CC=C3)C(=O)N[C@@H](CCC(O)=O)C(=O)N[C@@H](CC2=CN([H])C3=C2C=CC=C3)C(=O)N1)C(N)=O						
849	D; 5929.28	X5Hcy-X13Hcy	Thioether	Propane_Linker	PEG21DA; X14K; amide	SGF++++; SIF++++	AA++++; FF++++
849	Isovaleric_Acid-dE-dH-I-Lys_Me3-Tle-E-Hcy-Oic-A-D-Ogl-W-E-W-Hcy-K-dR-am (SEQ ID NO:663)						
849	[H]N1C=C(C[C@@H]2NC(=O)[C@H](CCCCCCCC)NC(=O)[C@H](CC(O)=O)NC(=O)[C@H](C)NC(=O)[C@@H]3C[C@]4([H])CCCC[C@]4([H])N3C(=O)[C@H](CCSCCCSCC[C@H](NC(=O)[C@H](CC3=CN([H])C4=C3C=CC=C4)NC(=O)[C@H](CCC(O)=O)NC2=O)C(=O)N[C@@H](CCCCNC(=O)CCOCCOCCOCCOCCOCCOCCOCCOCCOCCOCCOCCOCCOCCOCCOCCOCCOCCOCCOCCOCCOCCC(=O)NCCCC[C@H](NC(=O)[C@@H]2CCSCCCSCC[C@H](NC(=O)[C@H](CCC(O)=O)NC(=O)[C@@H](NC(=O)[C@H](CCCC[N+](C)(C)C)NC(=O)[C@@]([H])(NC(=O)[C@@H](CC3=CN=CN3)NC(=O)[C@@H](CCC(O)=O)NC(=O)CC(C)C)[C@@H](C)CC)C(C)(C)C)C(=O)N3[C@@H](C[C@]4([H])CCCC[C@]34[H])C(=O)N[C@@H](C)C(=O)N[C@@H](CC(O)=O)C(=O)N[C@@H](CCCCCCCC)C(=O)N[C@@H](CC3=CN([H])C4=C3C=CC=C4)C(=O)N[C@@H](CCC(O)=O)C(=O)N[C@@H](CC3=CN([H])C4=C3C=CC=C4)C(=O)N2)C(=O)N[C@H](CCCNC(N)=N)C(N)=O)C(=O)N[C@H](CCCNC(N)=N)C(N)=O)NC(=O)[C@H](CCC(O)=O)NC(=O)[C@@H](NC(=O)[C@H](CCCC[N+](C)(C)C)NC(=O)[C@@]([H])(NC(=O)[C@@H](CC2=CN=CN2)NC(=O)[C@@H](CCC(O)=O)NC(=O)CC(C)C)[C@@H](C)CC)C(C)(C)C)C2=C1C=CC=C2						

FIGURE 1.243

C#	Monomer (M) or Dimer (D) & MW (Daltons)	Cyclization Positions	Cyclization Chemical Bond	Cyclization Linker	Dimerization: Linker, Position, Chemical Bond	Stability Assays (SGF; SIF)	IC50 HEK Blue IL-17assays (AA, AF, FF)
850	D; 5901.22	X5Hcy-X13Hcy	Thioether	Propane_Linker	PEG21DA; X14K; amide	SGF++++; SIF++++	AA++++; FF++++
850	Isovaleric_Acid-dH-dE-I-Lys_Me3-Tle-E-Hcy-Oic-A-D-Ogl-W-D-W-Hcy-K-dR-am (SEQ ID NO:664)						
850	[H]N1C=C(C[C@@H]2NC(=O)[C@H](CCCCCCCC)NC(=O)[C@H](CC(O)=O)NC(=O)[C@H](C)NC(=O)[C@@H]3C[C@]4([H])CCCC[C@]4([H])N3C(=O)[C@H](CCSCCCSCC[C@H](NC(=O)[C@H](CC3=CN([H])C4=C3C=CC=C4)NC(=O)[C@H](CC(O)=O)NC2=O)C(=O)N[C@@H](CCCCNC(=O)CCOCCOCCOCCOCCOCCOCCOCCOCCOCCOCCOCCOCCOCCOCCOCCOCCOCCOCCOCCOCCOCCC(=O)NCCCC[C@H](NC(=O)[C@@H]2CCSCCCSCC[C@H](NC(=O)[C@H](CCC(O)=O)NC(=O)[C@@H](NC(=O)[C@H](CCCC[N+](C)(C)C)NC(=O)[C@@]([H])(NC(=O)[C@@H](CCC(O)=O)NC(=O)[C@@H](CC3=CN=CN3)NC(=O)CC(C)C)[C@@H](C)CC)C(C)(C)C)C(=O)N3[C@@H](C[C@]4([H])CCCC[C@]34[H])C(=O)N[C@@H](C)C(=O)N[C@@H](CC(O)=O)C(=O)N[C@@H](CCCCCCCC)C(=O)N[C@@H](CC3=CN([H])C4=C3C=CC=C4)C(=O)N[C@@H](CC(O)=O)C(=O)N[C@@H](CC3=CN([H])C4=C3C=CC=C4)C(=O)N2)C(=O)N[C@H](CCCNC(N)=N)C(N)=O)C(=O)N[C@H](CCCNC(N)=N)C(N)=O)NC(=O)[C@H](CCC(O)=O)NC(=O)[C@@H](NC(=O)[C@H](CCCC[N+](C)(C)C)NC(=O)[C@@]([H])(NC(=O)[C@@H](CCC(O)=O)NC(=O)[C@@H](CC2=CN=CN2)NC(=O)CC(C)C)[C@@H](C)CC)C(C)(C)C)C2=C1C=CC=C2						
851	D; 5901.22	X5Hcy-X13Hcy	Thioether	Propane_Linker	PEG21DA; X14K; amide	SGF++++; SIF++++	AA++++; AF++++; FF++++
851	Isovaleric_Acid-dE-dH-I-Lys_Me3-Tle-E-Hcy-Oic-A-D-Ogl-W-D-W-Hcy-K-dR-am (SEQ ID NO:665)						
851	[H]N1C=C(C[C@@H]2NC(=O)[C@H](CCCCCCCC)NC(=O)[C@H](CC(O)=O)NC(=O)[C@H](C)NC(=O)[C@@H]3C[C@]4([H])CCCC[C@]4([H])N3C(=O)[C@H](CCSCCCSCC[C@H](NC(=O)[C@H](CC3=CN([H])C4=C3C=CC=C4)NC(=O)[C@H](CC(O)=O)NC2=O)C(=O)N[C@@H](CCCCNC(=O)CCOCCOCCOCCOCCOCCOCCOCCOCCOCCOCCOCCOCCOCCOCCOCCOCCOCCOCCOCCOCCOCCOCCC(=O)NCCCC[C@H](NC(=O)[C@@H]2CCSCCCSCC[C@H](NC(=O)[C@H](CCC(O)=O)NC(=O)[C@@H](NC(=O)[C@H](CCCC[N+](C)(C)C)NC(=O)[C@@]([H])(NC(=O)[C@@H](CC3=CN=CN3)NC(=O)[C@@H](CCC(O)=O)NC(=O)CC(C)C)[C@@H](C)CC)C(C)(C)C)C(=O)N3[C@@H](C[C@]4([H])CCCC[C@]34[H])C(=O)N[C@@H](C)C(=O)N[C@@H](CC(O)=O)C(=O)N[C@@H](CCCCCCCC)C(=O)N[C@@H](CC3=CN([H])C4=C3C=CC=C4)C(=O)N[C@@H](CC(O)=O)C(=O)N[C@@H](CC3=CN([H])C4=C3C=CC=C4)C(=O)N2)C(=O)N[C@H](CCCNC(N)=N)C(N)=O)C(=O)N[C@H](CCCNC(N)=N)C(N)=O)NC(=O)[C@H](CCC(O)=O)NC(=O)[C@@H](NC(=O)[C@H](CCCC[N+](C)(C)C)NC(=O)[C@@]([H])(NC(=O)[C@@H](CC2=CN=CN2)NC(=O)[C@@H](CCC(O)=O)NC(=O)CC(C)C)[C@@H](C)CC)C(C)(C)C)C2=C1C=CC=C2						
852	D; 5526.752	X5O3S_Reduced - X13O3S_Reduced	Carbon-carbon single	---	PEG21DA; X14K; amide	SGF++++; SIF++++	AA++++; FF++++
852	Isovaleric_acid-dE-I-Lys_Me3-Tle-E-O3S_Reduced-Oic-A-D-Ogl-W-D-W-O3S_Reduced-K-dR-am (SEQ ID NO:666)						
852	[H]C[C@@H]1NC(=O)[C@@H]2C[C@]3([H])CCCC[C@]3([H])N2C(=O)[C@H](CCCCCCCC[C@H](NC(=O)[C@H](CC2=CNC3=CC=CC=C23)NC(=O)[C@H](CC(O)=O)NC(=O)[C@H](CC2=CNC3=CC=CC=C23)NC(=O)[C@H](CCCCCCCC)NC(=O)[C@H](CC(O)=O)NC1=O)C(=O)N[C@@H](CCCCNC(=O)CCOCCOCCOCCOCCOCCOCCOCCOCCOCCOCCOCCOCCOCCOCCOCCOCCOCCOCCOCCOCCOCCOCCC(=O)NCCCC[C@H](NC(=O)[C@@H]1CCCCCCC[C@H](NC(=O)[C@H](CCC(O)=O)NC(=O)[C@@H](NC(=O)[C@H](CCCC[N+](C)(C)C)NC(=O)[C@@H](NC(=O)[C@@H](CCC(O)=O)NC(						

FIGURE 1.244

C#	Monomer (M) or Dimer (D) & MW (Daltons)	Cyclization Positions	Cyclization Chemical Bond	Cyclization Linker	Dimerization: Linker, Position, Chemical Bond	Stability Assays (SGF; SIF)	IC50 HEK Blue IL-17assays (AA, AF, FF)
	=O)CC(C)C)[C@@H](C)CC)C(C)(C)C)C(=O)N2[C@@H](C[C@]3([H])CCCC[C@]23[H])C(=O)N[C@@H](C[H])C(=O)N[C@@H](CC(O)=O)C(=O)N[C@@H](CCCCCCCC)C(=O)N[C@@H](CC2=CNC3=CC=CC=C23)C(=O)N[C@@H](CC(O)=O)C(=O)N[C@@H](CC2=CNC3=CC=CC=C23)C(=O)N1)C(=O)N[C@H](CCCNC(N)=N)C(N)=O)C(=O)N[C@H](CCCNC(N)=N)C(N)=O)NC(=O)[C@H](CCC(O)=O)NC(=O)[C@@H](NC(=O)[C@H](CCCC[N+](C)(C)C)NC(=O)[C@@H](NC(=O)[C@@H](CCC(O)=O)NC(=O)CC(C)C)[C@@H](C)CC)C(C)(C)C						
853	D; 5801.036	X5O3S_Reduced - X13O3S_Reduced	Carbon-carbon single	---	PEG21DA; X14K; amide	SGF++++; SIF++++	AA++++; FF++++
853	Isovaleric_acid-dH-dE-I-Lys_Me3-Tle-E-O3S_Reduced-Oic-A-D-Ogl-W-D-W-O3S_Reduced-K-dR-am (SEQ ID NO:667)						
853	[H]C[C@@H]1NC(=O)[C@@H]2C[C@]3([H])CCCC[C@]3([H])N2C(=O)[C@H](CCCCCCCC[C@H](NC(=O)[C@H](CC2=CNC3=CC=CC=C23)NC(=O)[C@H](CC(O)=O)NC(=O)[C@H](CC2=CNC3=CC=CC=C23)NC(=O)[C@H](CCCCCCCC)NC(=O)[C@H](CC(O)=O)NC1=O)C(=O)N[C@@H](CCCCNC(=O)CCOCCOCCOCCOCCOCCOCCOCCOCCOCCOCCOCCOCCOCCOCCOCCOCCOCCOCCOCCOCCOCCOCCC(=O)NCCCC[C@H](NC(=O)[C@@H]1CCCCCCCC[C@H](NC(=O)[C@H](CCC(O)=O)NC(=O)[C@@H](NC(=O)[C@H](CCCC[N+](C)(C)C)NC(=O)[C@@H](NC(=O)[C@@H](CCC(O)=O)NC(=O)[C@@H](CC2=CN=CN2)NC(=O)CC(C)C)[C@@H](C)CC)C(C)(C)C)C(=O)N2[C@@H](C[C@]3([H])CCCC[C@]23[H])C(=O)N[C@@H](C[H])C(=O)N[C@@H](CC(O)=O)C(=O)N[C@@H](CCCCCCCC)C(=O)N[C@@H](CC2=CNC3=CC=CC=C23)C(=O)N[C@@H](CC(O)=O)C(=O)N[C@@H](CC2=CNC3=CC=CC=C23)C(=O)N1)C(=O)N[C@H](CCCNC(N)=N)C(N)=O)C(=O)N[C@H](CCCNC(N)=N)C(N)=O)NC(=O)[C@H](CCC(O)=O)NC(=O)[C@@H](NC(=O)[C@H](CCCC[N+](C)(C)C)NC(=O)[C@@H](NC(=O)[C@@H](CCC(O)=O)NC(=O)[C@@H](CC1=CN=CN1)NC(=O)CC(C)C)[C@@H](C)CC)C(C)(C)C						
854	D; 5576.852	X5O3S_Reduced - X13O3S_Reduced	Carbon-carbon single	---	PEG21DA; X14K; amide	SGF++++; SIF++++	AA++++; AF++++; FF++++
854	Isovaleric_acid-dE-I-Lys_Me3-Tle-E-O3S_Reduced-Oic-A-D-Ogl-1Nal-E-W-O3S_Reduced-K-dR-am (SEQ ID NO:668)						
854	[H]C[C@@H]1NC(=O)[C@@H]2C[C@]3([H])CCCC[C@]3([H])N2C(=O)[C@H](CCCCCCCC[C@H](NC(=O)[C@H](CC2=CNC3=CC=CC=C23)NC(=O)[C@H](CCC(O)=O)NC(=O)[C@H](CC2=CC=CC3=CC=CC=C23)NC(=O)[C@H](CCCCCCCC)NC(=O)[C@H](CC(O)=O)NC1=O)C(=O)N[C@@H](CCCCNC(=O)CCOCCOCCOCCOCCOCCOCCOCCOCCOCCOCCOCCOCCOCCOCCOCCOCCOCCOCCOCCOCCOCCOCCC(=O)NCCCC[C@H](NC(=O)[C@@H]1CCCCCCCC[C@H](NC(=O)[C@H](CCC(O)=O)NC(=O)[C@@H](NC(=O)[C@H](CCCC[N+](C)(C)C)NC(=O)[C@@H](NC(=O)[C@@H](CCC(O)=O)NC(=O)CC(C)C)[C@@H](C)CC)C(C)(C)C)C(=O)N2[C@@H](C[C@]3([H])CCCC[C@]23[H])C(=O)N[C@@H](C[H])C(=O)N[C@@H](CC(O)=O)C(=O)N[C@@H](CCCCCCCC)C(=O)N[C@@H](CC2=CC=CC3=CC=CC=C23)C(=O)N[C@@H](CCC(O)=O)C(=O)N[C@@H](CC2=CNC3=CC=CC=C23)C(=O)N1)C(=O)N[C@H](CCCNC(N)=N)C(N)=O)C(=O)N[C@H](CCCNC(N)=N)C(N)=O)NC(=O)[C@H](CCC(O)=O)NC(=O)[C@@H](NC(=O)[C@H](CCCC[N+](C)(C)C)NC(=O)[C@@H](NC(=O)[C@@H](CCC(O)=O)NC(=O)CC(C)C)[C@@H](C)CC)C(C)(C)C						
855	M; 2042.49	X5Hcy-X13Hcy	Thioether	Propane_Linker	---	SGF++++; SIF++++	AA++++; FF++
855	ac-dH-I-H-Tba-T-Hcy-Oic-A-D-Ogl-W-E-W-Hcy-Aib-am (SEQ ID NO:669)						

FIGURE 1.245

C#	Monomer (M) or Dimer (D) & MW (Daltons)	Cyclization Positions	Cyclization Chemical Bond	Cyclization Linker	Dimerization: Linker, Position, Chemical Bond	Stability Assays (SGF; SIF)	IC50 HEK Blue IL-17assays (AA, AF, FF)
855	[H]C[C@@H]1NC(=O)[C@@H]2C[C@]3([H])CCCC[C@]3([H])N2C(=O)[C@H](CCSCCCSCC[C@H](NC(=O)[C@H](CC2=CNC3=CC=CC=C23)NC(=O)[C@H](CCC(O)=O)NC1=O)C(=O)NC(C)(C)C(N)=O)NC(=O)[C@@H](NC(=O)[C@H](CC(C)C)NC(=O)[C@H](CC1=CN=CN1)NC(=O)C[H])[C@@H](C)CC)[C@@H](C)O				
856	M; 2241.71	X5Hcy-X13Hcy	Thioether	Propane_Linker	---	SGF++++; SIF++++	AA++++; FF++
856	ac-NMe_His-I-H-Tba-T-Hcy-Oic-A-D-Og1-W-E-W-Hcy-N-dR-am (SEQ ID NO:670)						
856	[H]C[C@@H]1NC(=O)[C@@H]2C[C@]3([H])CCCC[C@]3([H])N2C(=O)[C@H](CCSCCCSCC[C@H](NC(=O)[C@H](CC2=CNC3=CC=CC=C23)NC(=O)[C@H](CCC(O)=O)NC(=O)C[C@H](CC2=CNC3=CC=CC=C23)NC(=O)[C@H](CCCCCCCC)NC(=O)[C@H](CC(O)=O)NC1=O)C(=O)N[C@@H](CC(N)=O)C(=O)N[C@@H](CCCNC(N)=N)C(N)=O)NC(=O)[C@@H](NC(=O)[C@H](CC1=CN=CN1)C(=O)C[H])[C@@H](C)CC)[C@@H](C)O				
857	M; 2843.49	X5Hcy-X13Hcy	Thioether	Propane_Linker	---	SGF++++; SIF++++	AA++++; FF++
857	ac-dH-I-H-Tba-T-Hcy(1:R3)-Oic-A-D-Og1-W-E-W-Hcy-Lys_1PEG2_1PEG2_IsoGlu_C12-dR-am (SEQ ID NO:671)						
857	[H]C[C@@H]1NC(=O)[C@@H]2C[C@]3([H])CCCC[C@]3([H])N2C(=O)[C@H](CCSCCCSCC[C@H](NC(=O)[C@H](CC2=CNC3=CC=CC=C23)NC(=O)[C@H](CCC(O)=O)NC(=O)[C@H](CC2=CNC3=CC=CC=C23)NC(=O)[C@H](CCCCCCCC)NC(=O)[C@H](CC(O)=O)NC1=O)C(=O)N[C@@H](CCCCNC(=O)COCCOCCNC(=O)CC[C@H](NC(=O)CCCCCCCCCCC)C(O)=O)C(=O)N[C@@H](CCCNC(N)=N)C(N)=O)NC(=O)[C@@H](NC(=O)[C@H](CC(C)C)NC(=O)[C@H](CC1=CN=CN1)NC(=O)[C@@H](NC(=O)C[H])[C@@H](C)CC)[C@@H](C)O				
858	M; 2183.67	X5O3S-X13O3S and X10Cys-X14Cys	Carbon-carbon double at X5-X13 ; thioether at X10-X14	oXylene_Linker for X10Cys-X14Cys	---	SGF++++; SIF++++	AA++++; FF++
858	ac-H-I-H-Tba-T-O3S-Oic-A-D-Og1-C-E-W-O3S-C-dR-am (SEQ ID NO:672)						
858	[H]C[C@@H]1NC(=O)[C@@H]2C[C@]3([H])CCCC[C@]3([H])N2C(=O)[C@H](CCC\C=C/CCC[C@@H]2NC(=O)[C@H](CC3=CNC4=CC=CC=C34)NC(=O)[C@H](CCC(O)=O)NC(=O)[C@@H](CSCC3=C(CSC[C@H](NC2=O)C(=O)N[C@@H](CCCNC(N)=N)C(N)=O)C=CC=C3)NC(=O)[C@H](CCCCCCC)NC(=O)[C@H](CC(O)=O)NC1=O)NC(=O)[C@@H](NC(=O)[C@H](CC1=CN=CN1)NC(=O)C[H])[C@@H](C)CC)[C@@H](C)O				
859	M; 2275.73	X5Hcy-X13Hcy	Thioether	Propane_Linker	---	SGF++++; SIF++++	AA++++; FF++
859	ac-H-hF-H-Tba-T-Hcy-Oic-A-D-Og1-W-E-W-Hcy-N-dR-am (SEQ ID NO:673)						
859	[H]C[C@@H]1NC(=O)[C@@H]2C[C@]3([H])CCCC[C@]3([H])N2C(=O)[C@H](CCSCCCSCC[C@H](NC(=O)[C@H](CC2=CNC3=CC=CC=C23)NC(=O)[C@H](CCC(O)=O)NC(=O)[C@H](CC2=CNC3=CC=CC=C23)NC(=O)[C@H](CCCCCCCC)NC(=O)[C@H](CC(O)=O)NC1=O)C(=O)N[C@@H]				

FIGURE 1.246

C#	Monomer (M) or Dimer (D) & MW (Daltons)	Cyclization Positions	Cyclization Chemical Bond	Cyclization Linker	Dimerization: Linker, Position, Chemical Bond	Stability Assays (SGF; SIF)	IC50 HEK Blue IL-17assays (AA, AF, FF)
	](CC(N)=O)C(=O)N[C@H](CCCNC(N)=N)C(N)=O)NC(=O)[C@@H](NC(=O)[C@H](CC(C)(C)C)NC(=O)[C@H](CC1=CN=CN1)NC(=O)[C@H](CCC1=CC=CC=C1)NC(=O)[C@H](CC1=CN=CN1)NC(=O)C[H])[C@@H](C)O						
860	M; 2311.76	X5Hcy-Xl3Hcy	Thioether	Propane_Linker	---	SGF++++; SIF++++	AA++++; FF++
860	ac-H-lNal-H-Tba-T-Hcy-Oic-A-D-Ogl-W-E-W-Hcy-N-dR-am (SEQ ID NO:720)						
860	[H]C[C@@H]1NC(=O)[C@@H]2C[C@]3([H])CCCC[C@]3([H])N2C(=O)[C@H](CCSCCCSCC[C@H](NC(=O)[C@H](CC2=CNC3=CC=CC=C23)NC(=O)[C@H](CCC(O)=O)NC(=O)[C@H](CCCCCCCC)NC(=O)[C@H](CC(O)=O)NC1=O)C(=O)N[C@@H](CC1=CC=CC2=CC=CC=C12)NC(=O)[C@H](CCC1=CN=CN1)NC(=O)C[H])[C@@H](C)O						
861	M; 2269.76	X5Hcy-Xl3Hcy	Thioether	Propane_Linker	---	SGF++++; SIF++++	AA++++; FF++
861	Isovaleric_Acid-dH-Tle-H-Tba-T-Hcy-Oic-A-D-Ogl-W-E-W-Hcy-N-dR-am (SEQ ID NO:674)						
861	[H]NC(=O)C[C@H](NC(=O)[C@@H]1CCSCCCSCC[C@H](NC(=O)[C@@]([H])(NC(=O)[C@H](CC(C)(C)C)NC(=O)[C@H](CC2=CN([H])C=N2)NC(=O)[C@@H](CC2=CN([H])C=N2)NC(=O)CC(C)C)C(C)(C)C)[C@@H](C)O[H])C(=O)N2C3CCCCC3C[C@H]2C(=O)N[C@@H](C)C(=O)N[C@@H](CC(O)=O)C(=O)N[C@@H](CCCCCCCC)C(=O)N[C@@H](CC2=CN([H])C3=C2C=CC=C3)C(=O)N[C@H](CCC(O)=O)C)C(=O)N[C@@H](CC2=CN([H])C3=C2C=CC=C3)C(=O)N1)C(=O)N[C@H](CCCN=C(N)N[H])C(N)=O						
862	M; 2368.9	X5Hcy-Xl3Hcy	Thioether	Propane_Linker	---	SGF++++; SIF++++	AA++++; FF++
862	Isovaleric_Acid-H-Tle-H-Tba-T-Hcy-Oic-Lys_Ac-D-Ogl-W-E-W-Hcy-N-dR-am (SEQ ID NO:675)						
862	[H]CC(=O)NCCCC[C@@H]1NC(=O)[C@@H]2CC3CCCCC3N2C(=O)[C@H](CCSCCCSCC[C@H](NC(=O)[C@H](CC2=CN([H])C3=C2C=CC=C3)NC(=O)[C@H](CCC(O)=O)NC(=O)[C@H](CC2=CN([H])C3=C2C=CC=C3)NC(=O)[C@H](CCCCCCCC)NC(=O)[C@H](CC(O)=O)NC1=O)C(=O)N[C@@H](CC(=O)N[H])C(=O)N[C@H](CCCN=C(N)N[H])C(N)=O)NC(=O)[C@@H](NC(=O)[C@H](CC1=CN([H])C=N1)NC(=O)CC(C)C)C(C)(C)C)[C@@H](C)O[H]						
863	M; 2398.88	X5Hcy-Xl3Hcy	Thioether	Propane_Linker	---	SGF++++; SIF++++	AA++++; FF++
863	Isovaleric_Acid-H-I-H-Tba-T-Hcy-Oic-A-D-Ogl-W-E-W-Hcy-N-dR-dE-am (SEQ ID NO:676)						
863	[H]NC(=O)C[C@H](NC(=O)[C@@H]1CCSCCCSCC[C@H](NC(=O)[C@@]([H])(NC(=O)[C@H](CC(C)(C)C)NC(=O)[C@H](CC2=CN([H])C=N2)NC(=O)CC(C)C)[C@@H](C)O[H])C(=O)N2C3CCCCC3C[C@H]2C(=O)N[C@@H](C)C(=O)N[C@@H](CC(O)=O)C(=O)N[C@@H](CCCCCCCC)C(=O)N[C@@H](CC2=CN([H])C3=C2C=CC=C3)C(=O)N[C@@H](CCC(O)=O)C(=O)N[C@@H](CC2=CN([H])C3=C2C=CC=C3)C(=O)N1)C(=O)N[C@H](CCCN=C(N)N[H])C(=O)N[C@H](CCC(O)=O)C(N)=O						
864	M; 2498.01	X5Hcy-Xl3Hcy	Thioether	Propane_Linker	---	SGF++++; SIF++++	AA++++; FF++
864	Isovaleric_Acid-H-I-H-Tba-T-Hcy-Oic-Lys_Ac-D-Ogl-W-E-W-Hcy-N-dR-dE-am (SEQ ID NO:677)						

FIGURE 1.247

C#	Monomer (M) or Dimer (D) & MW (Daltons)	Cyclization Positions	Cyclization Chemical Bond	Cyclization Linker	Dimerization: Linker, Position, Chemical Bond	Stability Assays (SGF; SIF)	IC50 HEK Blue IL-17assays (AA, AF, FF)
864	[H]CC(=O)NCCCC[C@@H]1NC(=O)[C@@H]2CC3CCCCC3N2C(=O)[C@H](CCSCCCSCC[C@H](NC(=O)[C@H](CC2=CN([H])C3=C2C=CC=C3)NC(=O)[C@H](CCC(O)=O)NC(=O)[C@H](CC2=CN([H])C3=C2C=CC=C3)NC(=O)[C@H](CCCCCCCC)NC(=O)[C@H](CC(O)=O)NC1=O)C(=O)N[C@@H](CC(=O)N[H])C(=O)N[C@H](CCCN=C(N)N[H])C(=O)N[C@H](CCC(O)=O)C(N)=O)NC(=O)[C@@][[H]])(NC(=O)[C@H](CC(C)(C)C)NC(=O)[C@H](CC1=CN([H])C=N1)NC(=O)[C@@][[H]])(NC(=O)[C@H](CC1=CN([H])C=N1)NC(=O)CC(C)C)[C@@H](C)CC)[C@@H](C)O[H]						
865	M; 2227.68	X5Hcy-Xl3Hcy	Thioether	Propane_Linker	---	SGF++++; SIF++++	AA++++; FF++
865	ac-H-V-H-Tba-T-Hcy-Oic-A-D-Ogl-Trp_7Me-E-W-Hcy-N-dR-am (SEQ ID NO:678)						
865	[H]C[C@@H]1NC(=O)[C@@H]2C[C@]3([H])CCCC[C@]3([H])N2C(=O)[C@H](CCSCCCSCC[C@H](NC(=O)[C@H](CC2=CNC3=CC=CC=C23)NC(=O)[C@H](CCC(O)=O)NC(=O)[C@H](CCCCCCCC)NC(=O)[C@H](CC(O)=O)NC1=O)C(=O)N[C@@H](CC(N)=O)C(=O)N[C@H](CCCNC(N)=N)C(N)=O)NC(=O)[C@@H](CCCNC(N)=N)C(N)=O)NC(=O)[C@H](CC(C)(C)C)NC(=O)[C@@H](CC1=CN=CN1)NC(=O)C[H])C(C)C)[C@@H](C)O	Propane_Linker	---	SGF++++; SIF++++	AA++++; FF++
866	M; 2255.74	X5Hcy-Xl3Hcy	Thioether	Propane_Linker	---	SGF++++; SIF++++	AA++++; FF++
866	Isovaleric_Acid-H-V-H-Tba-T-Hcy-Oic-A-D-Ogl-W-E-W-Hcy-N-dR-am (SEQ ID NO:679)						
866	[H]C[C@@H]1NC(=O)[C@@H]2C[C@]3([H])CCCC[C@]3([H])N2C(=O)[C@H](CCSCCCSCC[C@H](NC(=O)[C@H](CC2=CNC3=CC=CC=C23)NC(=O)[C@H](CCC(O)=O)NC(=O)[C@H](CC2=CNC3=CC=CC=C23)NC(=O)[C@H](CCCCCCCC)NC(=O)[C@H](CC(O)=O)NC1=O)C(=O)N[C@@H](CC(N)=O)C(=O)N[C@H](CCCNC(N)=N)C(N)=O)NC(=O)[C@@H](NC(=O)[C@H](CC(C)(C)C)NC(=O)[C@@H](CC1=CN=CN1)NC(=O)[C@H](CC1=CN=CN1)NC(=O)CC(C)C)C(C)C)[C@@H](C)O	Propane_Linker	---	SGF++++; SIF++++	AA++++; FF++
867	M; 2255.74	X5Hcy-Xl3Hcy	Thioether	Propane_Linker	---	SGF++++; SIF++++	AA++++; FF++
867	Isovaleric_Acid-dH-V-H-Tba-T-Hcy-Oic-A-D-Ogl-W-E-W-Hcy-N-dR-am (SEQ ID NO:680)						
867	[H]C[C@@H]1NC(=O)[C@@H]2C[C@]3([H])CCCC[C@]3([H])N2C(=O)[C@H](CCSCCCSCC[C@H](NC(=O)[C@H](CC2=CNC3=CC=CC=C23)NC(=O)[C@H](CCC(O)=O)NC(=O)[C@H](CC2=CNC3=CC=CC=C23)NC(=O)[C@H](CCCCCCCC)NC(=O)[C@H](CC(O)=O)NC1=O)C(=O)N[C@@H](CC(N)=O)C(=O)N[C@H](CCCNC(N)=N)C(N)=O)NC(=O)[C@@H](NC(=O)[C@H](CC(C)(C)C)NC(=O)[C@H](CC1=CN=CN1)NC(=O)CC(C)C)[C@@H](C)O		---	SGF++++; SIF++++	AA++++; FF++
868	M; 2245.707	X5O3S-X13O3S_Me	Carbon-carbon double	---	---	SGF++++; SIF++++	AA++++; FF++
868	ac-H-I-H-Tba-T-O3S-Oic-A-D-Ogl-W-E-W-O3S_Me-Lys_Ac-dR-am (SEQ ID NO:681)						
868	[H]C[C@@H]1NC(=O)[C@@H]2C[C@]3([H])CCCC[C@]3([H])N2C(=O)[C@H](CCC\C=C/CCC[C@]3(C)(NC(=O)[C@H](CC2=CNC3=CC=CC=C23)NC(=O)[C@H](CCC(O)=O)NC(=O)[C@H](CC2=CNC3=CC=CC=C23)NC(=O)[C@H](CCCCCCCC)NC(=O)[C@H](CC(O)=O)NC1=O)C(=O)N[C@@H](CCCCNC(=O)C[H])C(=O)N[C@H](CCCNC(N)=N)C(N)=O)NC(=O)[C@@H](NC(=O)[C@H](CC(C)(C)C)NC(=O)[C@H](CC1=CN=CN1)NC(=O)[C@@H](NC(=O)[C@H](CC1=CN=CN1)NC(=O)C[H])[C@@H](C)CC)[C@@H](C)O				

FIGURE 1.248

C#	Monomer (M) or Dimer (D) & MW (Daltons)	Cyclization Positions	Cyclization Chemical Bond	Cyclization Linker	Dimerization: Linker, Position, Chemical Bond	Stability Assays (SGF; SIF)	IC50 HEK Blue IL-17assays (AA, AF, FF)
869	M; 2231.68	X5O3S-X13O3S_Me	Carbon-carbon double	---	---	SGF++++; SIF++++	AA++++; FF++
869	ac-H-I-H-Tle-T-O3S-Oic-A-D-Ogl-W-E-W-O3S_Me-Lys_Ac-dR-am (SEQ ID NO:682)						
869	[H]C[C@@H]1NC(=O)[C@@H]2C[C@]3([H])CCCC[C@]3([H])N2C(=O)[C@H](CCC\C=C/CCC[C@]3(C)(NC(=O)[C@H](CC2=CNC3=CC=CC=C23)NC(=O)[C@H](CCC(O)=O)NC(=O)[C@H](CC2=CNC3=CC=CC=C23)NC(=O)[C@H](CCCCCCCC)NC(=O)[C@H](CC(O)=O)NC1=O)C(=O)N[C@@H](CCCCNC(=O)C[H])C(=O)N[C@H](CCCNC(N)=N)C(N)=O)NC(=O)[C@@H](NC(=O)[C@@H](NC(=O)[C@H](CC1=CN=CN1)NC(=O)C[H])[C@@H](C)CC)C(C)C)[C@@H](C)O				
870	M; 2299.74	X5Hcy-Xl3Hcy	Thioether	Propane_Linker	---	SGF++++; SIF++++	AA++++; FF+++
870	Glutaric_Acid-H-I-H-Tba-T-Hcy-Oic-A-D-Ogl-W-E-W-Hcy-N-dR-am (SEQ ID NO:683)						
870	[H]C[C@@H]1NC(=O)[C@@H]2C[C@]3([H])CCCC[C@]3([H])N2C(=O)[C@H](CCSCCCSCC[C@H](NC(=O)[C@H](CC2=CNC3=CC=CC=C23)NC(=O)[C@H](CCC(O)=O)NC(=O)[C@H](CC2=CNC3=CC=CC=C23)NC(=O)[C@H](CCCCCCCC)NC(=O)[C@H](CC(O)=O)NC1=O)C(=O)N[C@@H](CCCNC(N)=N)C(=O)N[C@@H](NC(=O)[C@H](CC(C)C)NC(=O)[C@H](CC1=CN=CN1)NC(=O)[C@@H](C)O				
871	M; 2238.7	X5Hcy-Xl3Hcy	Thioether	Propane_Linker	---	SGF++++; SIF++++	AA++++; FF++
871	ac-H-I-2Pal-Tba-T-Hcy-Oic-A-D-Ogl-W-E-W-Hcy-N-dR-am (SEQ ID NO:684)						
871	[H]C[C@@H]1NC(=O)[C@@H]2C[C@]3([H])CCCC[C@]3([H])N2C(=O)[C@H](CCSCCCSCC[C@H](NC(=O)[C@H](CC2=CNC3=CC=CC=C23)NC(=O)[C@H](CCC(O)=O)NC(=O)[C@H](CC2=CNC3=CC=CC=C23)NC(=O)[C@H](CCCCCCCC)NC(=O)[C@H](CC(O)=O)NC1=O)C(=O)N[C@@H](CCCNC(N)=N)C(=O)N[C@@H](NC(=O)[C@H](CC(C)C)NC(=O)[C@H](CC1=CC=CC=N1)NC(=O)[C@@H](C)CC)C(=O)O				
872	M; 2238.7	X5Hcy-Xl3Hcy	Thioether	Propane_Linker	---	SGF++++; SIF++++	AA++++; FF++
872	ac-H-I-3Pal-Tba-T-Hcy-Oic-A-D-Ogl-W-E-W-Hcy-N-dR-am (SEQ ID NO:685)						
872	[H]C[C@@H]1NC(=O)[C@@H]2C[C@]3([H])CCCC[C@]3([H])N2C(=O)[C@H](CCSCCCSCC[C@H](NC(=O)[C@H](CC2=CNC3=CC=CC=C23)NC(=O)[C@H](CCC(O)=O)NC(=O)[C@H](CC2=CNC3=CC=CC=C23)NC(=O)[C@H](CCCCCCCC)NC(=O)[C@H](CC(O)=O)NC1=O)C(=O)N[C@@H](CCCNC(N)=N)C(=O)N[C@@H](NC(=O)[C@H](CC(C)C)NC(=O)[C@H](CC1=CC=CN=C1)NC(=O)[C@@H](C)CC)C(=O)O				
873	M; 2238.68	X5Hcy-Xl3Hcy	Thioether	Propane_Linker	---	SGF+; SIF++++	AA+++++; FF+++
873	Isovaleric_Acid-E-V-H-Tle-T-Hcy-Oic-A-D-Ogl-W-E-W-Hcy-N-dR-am (SEQ ID NO:686)						
873	[H]C[C@@H]1NC(=O)[C@@H]2C[C@]3([H])CCCC[C@]3([H])N2C(=O)[C@H](CCSCCCSCC[C@H](NC(=O)[C@H](CC2=CNC3=CC=CC=C23)NC(=O)[C@H](CCC(O)=O)NC(=O)[C@H](CC2=CNC3=CC=CC=C23)NC(=O)[C@H](CCCCCCCC)NC(=O)[C@H](CC(O)=O)NC1=O)C(=O)N[C@@H](CCCNC(N)=N)C(=O)N[C@@H](NC(=O)[C@H](CC(C)C)NC(=O)[C@H](CC1=CC=CN=C1)NC(=O)[C@@H](C)CC)C(=O)O				

FIGURE 1.249

C#	Monomer (M) or Dimer (D) & MW (Daltons)	Cyclization Positions	Cyclization Chemical Bond	Cyclization Linker	Dimerization: Linker, Position, Chemical Bond	Stability Assays (SGF; SIF)	IC50 HEK Blue IL-17assays (AA, AF, FF)
	] (CC (N) =O) C (=O) N [C@H] (CCCNC (N) =N) C (N) =O) NC (=O) [C@@H] (NC (=O) [C@H] (NC (=O) [C@H] (CC1=CN=CN1) NC (=O) [C@@H] (NC (=O) [C@H] (CCC (O) =O) NC (=O) CC (C) C) C (C) C) C (C) [C@@H] (C) O					
874	M; 2261.74	X5Hcy-Xl3Hcy	Thioether	Propane_Linker	---	SGF++++; SIF++++	AA++++; FF+++
874	Isovaleric_Acid-E-V-H-Tle-T-Hcy-Oic-A-D-Dgl-W-E-W-Hcy-N-dR-am (SEQ ID NO:687)						
874	[H]C[C@@H]1NC(=O) [C@@H]2C[C@]3([H])CCCC[C@]3([H])N2C(=O)[C@H](CCSCCCSCC[C@H](NC(=O)[C@H](CC2=CNC3=CC=CC=C23)N C(=O) [C@H] (CCC(O)=O)NC(=O) [C@H] (CC2=CNC3=CC=CC=C23)NC(=O) [C@H] (CCCCCCCCC)NC(=O) [C@H](CC(O)=O)NC1=O)C(=O)N[C@ @H](CC(N)=O)C(=O)N[C@H](CCCNC(N)=N)C(N)=O)NC(=O)[C@@H](NC(=O)[C@H](CC1=CN=CN1)NC(=O)[C@@H](NC(=O) [C@H] (CCC(O)=O)NC(=O)CC(C)C(C)C(C)C(C)[C@@H](C)O					
875	M; 2370.82	X5Hcy-Xl3Hcy	Thioether	Propane_Linker	---	SGF++++; SIF++++	AA++++; FF+++
875	Isovaleric_Acid-dH-I-H-Tba-T-Hcy-Oic-A-D-Ogl-W-E-W-Hcy-N-dQ-dE-am (SEQ ID NO:688)						
875	[H]C[C@@H]1NC(=O) [C@@H]2C[C@]3([H])CCCC[C@]3([H])N2C(=O)[C@H](CCSCCCSCC[C@H](NC(=O)[C@H](CC2=CNC3=CC=CC=C23)N C(=O) [C@H] (CCC(O)=O)NC(=O) [C@H] (CC2=CNC3=CC=CC=C23)NC(=O) [C@H] (CCCCCCCC)NC(=O) [C@H](CC(O)=O)NC1=O)C(=O)N[C@@H](CC(N)=O)C(=O)N[C@H](CCC(N)=O)C(=O)N[C@H](CCC(O)=O)C(N)=O)NC(=O)[C@@H](NC(=O)[C@H](CC(C)C)NC(=O)[C@H](CC1 =CN=CN1)NC(=O)[C@@H](NC(=O)[C@@H](CC1=CN=CN1)NC(=O)CC(C)C)[C@@H](C)CC)[C@@H](C)O					
876	M; 2460.94	X5Hcy-Xl3Hcy	Thioether	Propane_Linker	---	SGF++++; SIF++++	AA++++; FF++
876	Isovaleric_Acid-dH-Aph-H-Tba-T-Hcy-Oic-A-D-Ogl-W-E-W-Hcy-N-Q-Aad-am (SEQ ID NO:689)						
876	[H]C[C@@H]1NC(=O) [C@@H]2C[C@]3([H])CCCC[C@]3([H])N2C(=O)[C@H](CCSCCCSCC[C@H](NC(=O)[C@H](CC2=CNC3=CC=CC=C23)N C(=O) [C@H] (CCC(O)=O)NC(=O) [C@H] (CC2=CNC3=CC=CC=C23)NC(=O) [C@H] (CCCCCCCC)NC(=O) [C@H](CC(O)=O)NC1=O)C(=O)N[C@@H](CC(N)=O)C(=O)N[C@@H](CCC(N)=O)C(=O)N[C@@H](CCCC(O)=O)C(N)=O)NC(=O)[C@H](NC(=O)[C@H](CC(C)C)C)NC(=O)[C@@H](C) CC1=CN=CN1)NC(=O)[C@H](CCCCC1=CC=CC=C1)NC(=O)[C@@H](CC1=CN=CN1)NC(=O)CC(C)C)[C@@H](C)O					
877	M; 2261.74	X5Hhc-Xl3Hhc	Thioether	Methylene_Linker	---	SGF++++; SIF++++	AA++++; FF+++
877	Isovaleric_Acid-E-V-H-Tle-T-Hhc-Oic-A-D-Dgl-W-E-W-Hhc-N-dR-am (SEQ ID NO:690)						
877	[H]C[C@@H]1NC(=O) [C@@H]2C[C@]3([H])CCCC[C@]3([H])N2C(=O)[C@H](CCSCSCCC[C@H](NC(=O)[C@H](CC2=CNC3=CC=CC=C23)N C(=O) [C@H] (CCC(O)=O)NC(=O) [C@H] (CC2=CNC3=CC=CC=C23)NC(=O) [C@H] (CCCCCCCCC)NC(=O) [C@H](CC(O)=O)NC1=O)C(=O)N[C@ @H](CC(N)=O)C(=O)N[C@H](CCCNC(N)=N)C(N)=O)NC(=O)[C@@H](NC(=O)[C@H](CC1=CN=CN1)NC(=O)[C@@H](NC(=O) [C@H] (CCC(O)=O)NC(=O)CC(C)C(C)C(C)C(C)[C@@H](C)O					
878	M; 2223.653	X5O3S-Xl3O4S	Carbon-carbon double	---	---	SGF++++; SIF++++	AA++++; FF+++
878	Isovaleric_Acid-E-V-H-Tle-T-O3S-Oic-A-D-Dgl-W-E-W-O4S-N-dR-am (SEQ ID NO:691)						

FIGURE 1.250

C#	Monomer (M) or Dimer (D) & MW (Daltons)	Cyclization Positions	Cyclization Chemical Bond	Cyclization Linker	Dimerization: Linker, Position, Chemical Bond	Stability Assays (SGF; SIF)	IC50 HEK Blue IL-17assays (AA, AF, FF)
878	[H]C[C@@H]1NC(=O)[C@@H]2C[C@]3([H])CCCC[C@]3([H])N2C(=O)[C@H](CCC\C=C\CCCC[C@H](NC(=O)[C@H](CC2=CNC3=CC=CC=C23)NC(=O)[C@H](CCC(O)=O)NC(=O)[C@@H](CC(N)=O)C(=O)N[C@H](CCCNC(N)=N)C(N)=O)NC(=O)[C@@H](NC(=O)[C@H](CC1=CN=CN1)NC(=O)[C@@H](NC(=O)[C@H](CCC(O)=O)NC(=O)CC(C)C)C(C)C)C(C)C)[C@@H](C)O	Propane_Linker	---	SGF++++; SIF++++	AA++++; FF++
879	M; 2275.76	X5Hcy-Xl3Hcy	Thioether	Propane_Linker	---	SGF++++; SIF++++	AA++++; FF++
879	Isovaleric_Acid-E-I-H-Tle-T-Hcy-Oic-A-D-Dgl-W-E-W-Hcy-N-dR-am (SEQ ID NO:692)						
879	[H]C[C@@H]1NC(=O)[C@@H]2C[C@]3([H])CCCC[C@]3([H])N2C(=O)[C@H](CCSCCCSCC[C@H](NC(=O)[C@H](CC2=CNC3=CC=CC=C23)NC(=O)[C@H](CCC(O)=O)NC(=O)[C@H](CCCCCCCCC)NC(=O)[C@H](CC(O)=O)NC1=O)C(=O)N[C@@H](CC(N)=O)C(=O)N[C@H](CCCNC(N)=N)C(N)=O)NC(=O)[C@@H](NC(=O)[C@H](CC1=CN=CN1)NC(=O)[C@@H](NC(=O)[C@H](CCC(O)=O)NC(=O)CC(C)C)C(C)C)[C@@H](C)O	Propane_Linker	---	SGF++++; SIF++++	AA++++; FF++
880	M; 2275.76	X5Hcy-Xl3Hcy	Thioether	Propane_Linker	---	SGF++++; SIF++++	AA++++; FF++
880	Isovaleric_Acid-dE-I-H-Tle-T-Hcy-Oic-A-D-Dgl-W-E-W-Hcy-N-dR-am (SEQ ID NO:693)						
880	[H]C[C@@H]1NC(=O)[C@@H]2C[C@]3([H])CCCC[C@]3([H])N2C(=O)[C@H](CCSCCCSCC[C@H](NC(=O)[C@H](CC2=CNC3=CC=CC=C23)NC(=O)[C@H](CCC(O)=O)NC1=O)C(=O)N[C@@H](CC(N)=O)C(=O)N[C@H](CCCNC(N)=N)C(N)=O)NC(=O)[C@@H](NC(=O)[C@H](CC1=CN=CN1)NC(=O)[C@@H](NC(=O)[C@H](CCC(O)=O)NC(=O)CC(C)C)C(C)C)[C@@H](C)O	Propane_Linker	---	SGF++++; SIF++++	AA++++; FF++
881	M; 2525.98	X5Hcy-Xl3Hcy	Thioether	Propane_Linker	---	---	AA++++; FF+++
881	ac-H-I-H-Tba-T-Hcy-Oic-A-D-Ogl-W-E-W-Hcy-N-N-V-P-S-G-am (SEQ ID NO:694)						
881	[H]C[C@@H]1NC(=O)[C@@H]2C[C@]3([H])CCCC[C@]3([H])N2C(=O)[C@H](CCSCCCSCC[C@H](NC(=O)[C@H](CC2=CNC3=CC=CC=C23)NC(=O)[C@H](CCC(O)=O)NC(=O)[C@H](CCCCCCCC)NC(=O)[C@H](CC(O)=O)NC1=O)C(=O)N[C@@H](CC(N)=O)C(=O)N[C@@H](CC2=CNC3=CC=CC=C23)NC(=O)[C@H](CCCCCCCC)NC(=O)[C@H]1C(=O)N[C@@H](CO)C(=O)NCC(N)=O)NC(=O)[C@@H](NC(=O)[C@H](CC(C)C)C(=O)N[C@@H](C)C(=O)N[C@H](CC1=CN=CN1)NC(=O)[C@@H](NC(=O)C[H])[C@@H](C)CC)[C@@H](C)O	Propane_Linker	---	---	AA++++; FF+++
882	M; 2260.66	X5Hcy-Xl3Hcy	Thioether	Propane_Linker	---	---	AA++++; FF+++
882	ac-H-I-H-Tba-T-Hcy-Oic-A-D-Ogl-W-E-W-Hcy-D-S-T-am (SEQ ID NO:695)						
882	[H]C[C@@H]1NC(=O)[C@@H]2C[C@]3([H])CCCC[C@]3([H])N2C(=O)[C@H](CCSCCCSCC[C@H](NC(=O)[C@H](CC2=CNC3=CC=CC=C23)NC(=O)[C@H](CCC(O)=O)NC(=O)[C@H](CCCCCCCC)NC(=O)[C@H](CC(O)=O)NC1=O)C(=O)N[C@@H](CC(O)=O)C(=O)N[C@@H](CO)C(=O)N[C@@H](C)O)C(N)=O)NC(=O)[C@@H](NC(=O)[C@H](CC(C)C)C(N)=O)NC(=O)[C@@H](CC1=CN=CN1)NC(=O)[C@@H](NC(=O)[C@H](CCC(O)=O)NC(=O)CC(C)C)C[H])[C@@H](C)CC)[C@@H](C)O	Propane_Linker	---	SGF+; SIF+	AA++++; FF+++

FIGURE 1.251

C#	Monomer (M) or Dimer (D) & MW (Daltons)	Cyclization Positions	Cyclization Chemical Bond	Cyclization Linker	Dimerization: Linker, Position, Chemical Bond	Stability Assays (SGF; SIF)	IC50 HEK Blue IL-17assays (AA, AF, FF)
883	ac-H-I-H-Tba-T-Hcy-Oic-A-D-Ogl-W-E-W-Hcy-G-L-S-H-S-am (SEQ ID NO:696)						
883	[H]C[C@@H]1NC(=O)[C@@H]2C[C@]3([H])CCCC[C@]3([H])N2C(=O)[C@H](CCSCCCSCC[C@H](NC(=O)[C@H](CC2=CNC3=CC=CC=C23)NC(=O)[C@H](CCC(O)=O)NC(=O)[C@H](CC2=CNC3=CC=CC=C23)NC(=O)[C@H](CCCCCCCC)NC(=O)[C@H](CC(O)=O)NC1=O)C(=O)NCC(=O)N[C@@H](CC(C)C)C(=O)N[C@@H](CO)C(=O)N[C@@H](CC1=CN=CN1)C(=O)N[C@@H](CO)C(N)=O)NC(=O)[C@H](CC(C)(C)NC(=O)[C@H](CC1=CN=CN1)NC(=O)[C@@H](NC(=O)C[H])[C@@H](C)CC)[C@@H](C)O			
884	M; 2429.84	X5Hcy-X13Hcy	Thioether	Propane_Linker	---	---	AA++++; FF+++
884	ac-H-I-H-Tba-T-Hcy-Oic-A-D-Ogl-W-E-W-Hcy-N-G-S-D-V-am (SEQ ID NO:697)						
884	[H]C[C@@H]1NC(=O)[C@@H]2C[C@]3([H])CCCC[C@]3([H])N2C(=O)[C@H](CCSCCCSCC[C@H](NC(=O)[C@H](CC2=CNC3=CC=CC=C23)NC(=O)[C@H](CCC(O)=O)NC(=O)[C@H](CC2=CNC3=CC=CC=C23)NC(=O)[C@H](CCCCCCCC)NC(=O)[C@H](CC(O)=O)NC1=O)C(=O)N[C@@H](CC(N)=O)C(=O)NCC(=O)N[C@@H](CO)C(=O)N[C@@H](CC(O)=O)C(=O)N[C@@H](C(C)C)C(N)=O)NC(=O)[C@H](CC(C)C)NC(=O)[C@H](CC1=CN=CN1)NC(=O)[C@@H](NC(=O)C[H])[C@@H](C)CC)[C@@H](C)O			
885	M; 2417.92	X5Hcy-X13Hcy	Thioether	Propane_Linker	---	SGF++++; SIF++++	AA++++; FF+++
885	Isovaleric_Acid-dH-HhF-H-Tba-T-Hcy-Oic-A-D-Dgl-W-E-W-Hcy-N-A-Aad-am (SEQ ID NO:698)						
885	[H]C[C@H](NC(=O)[C@H](CC(N)=O)NC(=O)[C@@H]1CCSCCCSCC[C@H](NC(=O)[C@H](NC(=O)[C@H](CC(C)C)NC(=O)[C@H](CC2=CN=CN2)NC(=O)[C@H](CCCC2=CC=CC=C2)NC(=O)[C@@H](CC2=CN=CN2)NC(=O)CC(C)C)[C@@H](C)O)C(=O)N2[C@@H](C[C@]3([H])CCCC[C@]123[H])C(=O)N[C@@H](C[H])C(=O)N[C@@H](CC(O)=O)C(=O)N[C@@H](CCCCCCCCCC)C(=O)N[C@@H](CC2=CNC3=CC=CC=C23)C(=O)N[C@@H](CCC(O)=O)C(=O)N[C@@H](CC2=CNC3=CC=CC=C23)C(=O)N1)C(=O)N[C@@H](CCCC(O)=O)C(N)=O			
886	M; 2237.68	X5O3S-X13O4S	Carbon-carbon double	---	---	SGF++++; SIF++++	AA++++; FF+++
886	Isovaleric_Acid-E-I-H-Tle-T-O3S-Oic-A-D-Dgl-W-E-W-O4S-N-dR-am (SEQ ID NO:699)						
886	[H]C[C@@H]1NC(=O)[C@@H]2C[C@]3([H])CCCC[C@]3([H])N2C(=O)[C@H](CCCC=CCCCC[C@H](NC(=O)[C@H](CC2=CNC3=CC=CC=C23)NC(=O)[C@H](CCC(O)=O)NC(=O)[C@H](CC2=CNC3=CC=CC=C23)NC(=O)[C@H](CCCCCCCCC)NC(=O)[C@H](CC(O)=O)NC1=O)C(=O)N[C@@H](CC(N)=O)C(=O)N[C@H](CCCNC(N)=N)C(N)=O)NC(=O)[C@@H](NC(=O)[C@H](CC1=CN=CN1)NC(=O)[C@@H](NC(=O)[C@H](CCC(O)=O)NC(=O)CC(C)C)[C@@H](C)CC)[C@@H](C)O			
887	M; 2251.707	X5O3S-X13O4S	Carbon-carbon double	---	---	SGF++++; SIF++++	AA++++; FF++
887	Isovaleric_Acid-E-I-H-Tba-T-O3S-Oic-A-D-Dgl-W-E-W-O4S-N-dR-am (SEQ ID NO:700)						
887	[H]C[C@@H]1NC(=O)[C@@H]2C[C@]3([H])CCCC[C@]3([H])N2C(=O)[C@H](CCCC=CCCCC[C@H](NC(=O)[C@H](CC2=CNC3=CC=CC=C23)NC(=O)[C@H](CCC(O)=O)NC(=O)[C@H](CC2=CNC3=CC=CC=C23)NC(=O)[C@H](CCCCCCCCC)NC(=O)[C@H](CC(O)=O)NC1=O)C(=O)N[C						

FIGURE 1.252

C#	Monomer (M) or Dimer (D) & MW (Daltons)	Cyclization Positions	Cyclization Chemical Bond	Cyclization Linker	Dimerization: Linker, Position, Chemical Bond	Stability Assays (SGF; SIF)	IC50 HEK Blue IL-17assays (AA, AF, FF)
	@@H](CC(N)=O)C(=O)N[C@H](CCCNC(N)=N)C(N)=O)NC(=O)[C@@H](NC(=O)[C@H](C)C)NC(=O)[C@H](CC(C)C)NC(=O)[C@H](CC1=CN=CN1)NC(=O)[C@@H](NC(=O)[C@H](CCC(O)=O)NC(=O)CC(C)C)[C@@H](C)CC)[C@@H](C)O						
888	M; 2209.626	X5O3S-Xl3O4S	Carbon-carbon double	---	---	SGF+; SIF++++	AA++++; FF+++
888	Isovaleric_Acid-E-I-H-Tle-T-O3S-Oic-A-D-Ogl-W-E-W-O4S-N-dR-am (SEQ ID NO:701)						
888	[H]C[C@@H]1NC(=O)[C@@H]2C[C@]3([H])CCCC[C@]3([H])N2C(=O)[C@H](CCCC=CCCC[C@H](NC(=O)[C@H](CC2=CNC3=CC=CC=C23)NC(=O)[C@H](CCC(O)=O)NC(=O)[C@H](CC2=CNC3=CC=CC=C23)NC(=O)[C@H](CCCCCCCCC)NC(=O)[C@H](CC(O)=O)NC1=O)C(=O)N[C@@H](CC(N)=O)C(=O)N[C@H](CCCNC(N)=N)C(N)=O)NC(=O)[C@@H](NC(=O)[C@H](CC(C)C)NC(=O)[C@@H](NC(=O)[C@H](CC1=CN=CN1)NC(=O)[C@H](NC(=O)[C@H](CCC(O)=O)NC(=O)CC(C)C)[C@@H](C)CC)C(C)C)[C@@H](C)O					
889	M; 2247.71	X5Hcy-Xl3Hcy	Thioether	Propane_Linker	---	SGF++++; SIF++++	AA++++; FF+++
889	ac-E-I-H-Tba-T-Hcy-Oic-A-D-Dgl-W-E-W-Hcy-N-dR-am (SEQ ID NO:702)						
889	[H]C[C@@H]1NC(=O)[C@@H]2C[C@]3([H])CCCC[C@]3([H])N2C(=O)[C@H](CCSCCCSCC[C@H](NC(=O)[C@H](CC2=CNC3=CC=CC=C23)NC(=O)[C@H](CCC(O)=O)NC(=O)[C@H](CCCCCCCCC)NC(=O)[C@H](CC(O)=O)NC1=O)C(=O)N[C@@H](CC(N)=O)C(=O)N[C@H](CCCNC(N)=N)C(N)=O)NC(=O)[C@@H](NC(=O)[C@H](CC(C)C)NC(=O)[C@H](CC1=CN=CN1)NC(=O)[C@@H](NC(=O)[C@H](CCC(O)=O)NC(=O)C[H])[C@@H](C)CC)[C@@H](C)O					
890	M; 2289.79	X5Hcy-Xl3Hcy	Thioether	Propane_Linker	---	SGF++++; SIF++++	AA++++; FF++
890	Isovaleric_Acid-E-I-H-Tba-T-Hcy-Oic-A-D-Dgl-W-E-W-Hcy-N-dR-am (SEQ ID NO:703)						
890	[H]C[C@@H]1NC(=O)[C@@H]2C[C@]3([H])CCCC[C@]3([H])N2C(=O)[C@H](CCSCCCSCC[C@H](NC(=O)[C@H](CC2=CNC3=CC=CC=C23)NC(=O)[C@H](CCC(O)=O)NC(=O)[C@H](CC2=CNC3=CC=CC=C23)NC(=O)[C@H](CCCCCCCCC)NC(=O)[C@H](CC(O)=O)NC1=O)C(=O)N[C@@H](CC(N)=O)C(=O)N[C@H](CCCNC(N)=N)C(N)=O)NC(=O)[C@@H](NC(=O)[C@H](CC(C)C)NC(=O)[C@H](CC1=CN=CN1)NC(=O)[C@@H](NC(=O)[C@H](CCC(O)=O)NC(=O)CC(C)C)[C@@H](C)CC)[C@@H](C)O					
891	M; 2209.626	X5O3S-Xl3O4S	Carbon-carbon double	---	---	SGF+++; SIF++++	AA++++; FF+++
891	ac-E-I-H-Tba-T-O3S-Oic-A-D-Dgl-W-E-W-O4S-N-dR-am (SEQ ID NO:704)						
891	[H]C[C@@H]1NC(=O)[C@@H]2C[C@]3([H])CCCC[C@]3([H])N2C(=O)[C@H](CCC\C=C/CCCC[C@H](NC(=O)[C@H](CC2=CNC3=CC=CC=C23)NC(=O)[C@H](CCC(O)=O)NC(=O)[C@H](CC2=CNC3=CC=CC=C23)NC(=O)[C@H](CCCCCCCCC)NC(=O)[C@H](CC(O)=O)NC1=O)C(=O)N[C@@H](CC(N)=O)C(=O)N[C@H](CCCNC(N)=N)C(N)=O)NC(=O)[C@@H](NC(=O)[C@H](CC(C)C)NC(=O)[C@H](CC1=CN=CN1)NC(=O)[C@@H](NC(=O)[C@H](CCC(O)=O)NC(=O)C[H])[C@@H](C)CC)[C@@H](C)O					
892	M; 2162.6	X5Hcy-Xl3Hcy	Thioether	Propane_Linker	---	SGF++++; SIF+	AA++++; FF++
892	Glutaric_Acid-I-H-Tba-T-Hcy-Oic-A-D-Ogl-W-E-W-Hcy-N-dR-am (SEQ ID NO:705)						

FIGURE 1.253

C#	Monomer (M) or Dimer (D) & MW (Daltons)	Cyclization Positions	Cyclization Chemical Bond	Cyclization Linker	Dimerization: Linker, Position, Chemical Bond	Stability Assays (SGF; SIF)	IC50 HEK Blue IL-17assays (AA, AF, FF)
892	[H]C[C@@H]1NC(=O)[C@@H]2C[C@]3([H])CCCC[C@]3([H])N2C(=O)[C@H](CCSCCCSCC[C@H](NC(=O)[C@H](CC2=CNC3=CC=CC=C23)NC(=O)[C@H](CCC(O)=O)NC(=O)[C@H](CCCCCCCCNC(=O)[C@H](CC2=CNC3=CC=CC=C23)NC(=O)[C@H](CC(O)=O)NC1=O)C(=O)N[C@@H]2CCCCCCCCNC(=O)[C@H](CC(C)C)NC(=O)[C@@H](CC(C)C)NC(=O)[C@H](CC1=CN=CN1)NC(=O)[C@@H]1CCCCCCCCNC(=O)[C@H](CC(C)C)NC(=O)[C@@H](CC(C)C)NC(=O)[C@H](CC1=CN=CN1)NC(=O)[C@@H]1CCCCCCCCNC(=O)[C@H](CC(C)C)NC(=O)[C@@H](CC(C)C)NC(=O)[C@H](CC1=CN=CN1)NC(=O)[C@@H]1)C(=O)O	X5Hcy-Xl3Hcy	Thioether	Propane_Linker	---	SGF++++; SIF+	AA++++; FF++
893	M; 2263.66						
893	ac-Gla-I-H-Tba-T-Hcy-Oic-A-D-Ogl-W-E-W-Hcy-N-dR-am (SEQ ID NO:706)						
894	[H]C[C@@H]1NC(=O)[C@@H]2C[C@]3([H])CCCC[C@]3([H])N2C(=O)[C@H](CCSCCCSCC[C@H](NC(=O)[C@H](CC2=CNC3=CC=CC=C23)NC(=O)[C@H](CCC(O)=O)NC(=O)[C@H](CC2=CNC3=CC=CC=C23)NC(=O)[C@H](CCCCCCCCNC(=O)[C@H](CC(O)=O)NC1=O)C(=O)N[C@@H]2CCCCCCCCNC(=O)[C@H](CC(C)C)NC(=O)[C@@H](CC(C)C)NC(=O)[C@H](CC1=CN=CN1)NC(=O)[C@@H]1CCCCCCCCNC(=O)[C@H](CC(C)C)NC(=O)[C@@H](CC(C)C)NC(=O)[C@H](CC1=CN=CN1)NC(=O)[C@@H]1)C(=O)O	X5Hcy-Xl3Hcy	Thioether	Propane_Linker	---	SGF++++; SIF++++	AA++++; FF++
894	M; 2255.74						
894	ac-dH-I-H-Tba-T-Hcy-Oic-A-D-Dgl-W-E-W-Hcy-N-dR-am (SEQ ID NO:707)						
895	[H]C[C@@H]1NC(=O)[C@@H]2C[C@]3([H])CCCC[C@]3([H])N2C(=O)[C@H](CCSCCCSCC[C@H](NC(=O)[C@H](CC2=CNC3=CC=CC=C23)NC(=O)[C@H](CCC(O)=O)NC(=O)[C@H](CC2=CNC3=CC=CC=C23)NC(=O)[C@H](CCCCCCCCNC(=O)[C@H](CC(O)=O)NC1=O)C(=O)N[C@@H]2CCCCCCCCNC(=O)[C@H](CC(C)C)NC(=O)[C@@H](CC(C)C)NC(=O)[C@H](CC1=CN=CN1)NC(=O)[C@@H]1CCCCCCCCNC(=O)[C@H](CC(C)C)NC(=O)[C@@H](CC(C)C)NC(=O)[C@H](CC1=CN=CN1)NC(=O)[C@@H]1)C(=O)O	X5Hcy-Xl3Hcy	Thioether	Propane_Linker	---	SGF++++; SIF++++	AA++++; FF+++
895	M; 2219.65						
895	ac-E-I-H-Tba-T-Hcy-Oic-A-D-Ogl-W-E-W-Hcy-N-dR-am (SEQ ID NO:708)						
896	[H]C[C@@H]1NC(=O)[C@@H]2C[C@]3([H])CCCC[C@]3([H])N2C(=O)[C@H](CCSCCCSCC[C@H](NC(=O)[C@H](CC2=CNC3=CC=CC=C23)NC(=O)[C@H](CCC(O)=O)NC(=O)[C@H](CC2=CNC3=CC=CC=C23)NC(=O)[C@H](CCCCCCCCNC(=O)[C@H](CC(O)=O)NC1=O)C(=O)N[C@@H]2CCCCCCCCNC(=O)[C@H](CC(C)C)NC(=O)[C@@H](CC(C)C)NC(=O)[C@H](CC1=CN=CN1)NC(=O)[C@@H]1CCCCCCCCNC(=O)[C@H](CC(C)C)NC(=O)[C@@H](CC(C)C)NC(=O)[C@H](CC1=CN=CN1)NC(=O)[C@@H]1)C(=O)O	X5Hcy-Xl3Hcy	Thioether	Propane_Linker	---	SGF++++; SIF++++	AA++++; FF++
896	M; 2276.75						
896	bA-E-I-H-Tba-T-Hcy-Oic-A-D-Dgl-W-E-W-Hcy-N-dR-am (SEQ ID NO:709)						
897	[H]C[C@@H]1NC(=O)[C@@H]2C[C@]3([H])CCCC[C@]3([H])N2C(=O)[C@H](CCSCCCSCC[C@H](NC(=O)[C@H](CC2=CNC3=CC=CC=C23)NC(=O)[C@H](CCC(O)=O)NC(=O)[C@H](CC2=CNC3=CC=CC=C23)NC(=O)[C@H](CCCCCCCCNC(=O)[C@H](CC(O)=O)NC1=O)C(=O)N[C@@H]2CCCCCCCCNC(=O)[C@H](CC(C)C)NC(=O)[C@@H](CC(C)C)NC(=O)[C@H](CC1=CN=CN1)NC(=O)[C@@H]1CCCCCCCCNC(=O)[C@H](CC(C)C)NC(=O)[C@@H](CC(C)C)NC(=O)[C@H](CC1=CN=CN1)NC(=O)[C@@H]1)C(=O)O	X5Hcy-Xl3Hcy	Thioether	Propane_Linker	---	SGF++++; SIF++++	AA++++; FF+++
897	M; 2263.71						

FIGURE 1.254

C#	Monomer (M) or Dimer (D) & MW (Daltons)	Cyclization Positions	Cyclization Chemical Bond	Cyclization Linker	Dimerization: Linker, Position, Chemical Bond	Stability Assays (SGF; SIF)	IC50 HEK Blue IL-17assays (AA, AF, FF)
897	GlycolicAcid-E-I-H-Tba-T-Hcy-Oic-A-D-Dgl-W-E-W-Hcy-N-dR-am (SEQ ID NO:710)						
897	[H]C[C@@H]1NC(=O)[C@@H]2C[C@]3([H])CCCC[C@]3([H])N2C(=O)[C@H](CCSCCCSCC[C@H](NC(=O)[C@H](CC2=CNC3=CC=CC=C23)NC(=O)[C@H](CCC(O)=O)NC(=O)[C@H](CC2=CNC3=CC=CC=C23)NC(=O)[C@H](CCCCCCCCCC)NC(=O)[C@H](CC(O)=O)NC1=O)C(=O)N[C@@H](CC(N)=O)C(=O)N[C@H](CCCNC(N)=N)C(N)=O)NC(=O)[C@@H](NC(=O)[C@H](CC(C)C)NC(=O)[C@H](CC1=CN=CN1)NC(=O)[C@@H](NC(=O)[C@H](CCC(O)=O)NC(=O)CO)[C@@H](C)CC)[C@@H](C)O				

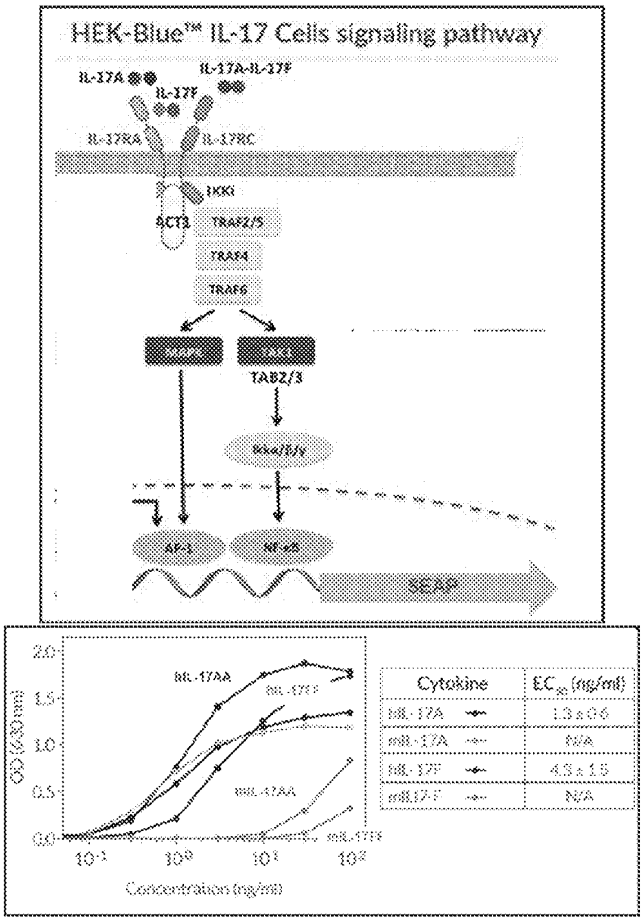
HEK-Blue™ IL-17 Cells signaling pathway
IL-17A
IL-17A-IL-17F
IL-17F
IL-17RA
IL-17RC
IKKi
ACT1
TRAF2/5
TRAF4
TRAF6
TAB2/3
AP-1
NF-κB
SEAP
OD (630 nm)
2.0
1.5
1.0
0.5
0.0
rhIL-17AA
rhIL-17FF
rhIL-17AF
rmIL-17AA
rmIL-17FF
Concentration (ng/ml)
Cytokine
EC50 (ng/ml)
hIL-17A
1.3 ± 0.6
mIL-17A
N/A
hIL-17F
4.5 ± 1.5
mIL17-F
N/A

FIGURE 2

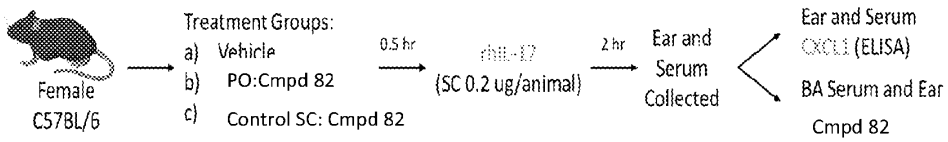
Female
C57BL/6
Treatment Groups:
a) Vehicle
b) PO:Cmpd 82
c) Control SC: Cmpd 82
0.5 hr
rhIL-17
(SC 0.2 ug/animal)
2 hr
Ear and
Serum
Collected
Ear and Serum
CXCL1 (ELISA)
BA Serum and Ear
Cmpd 82

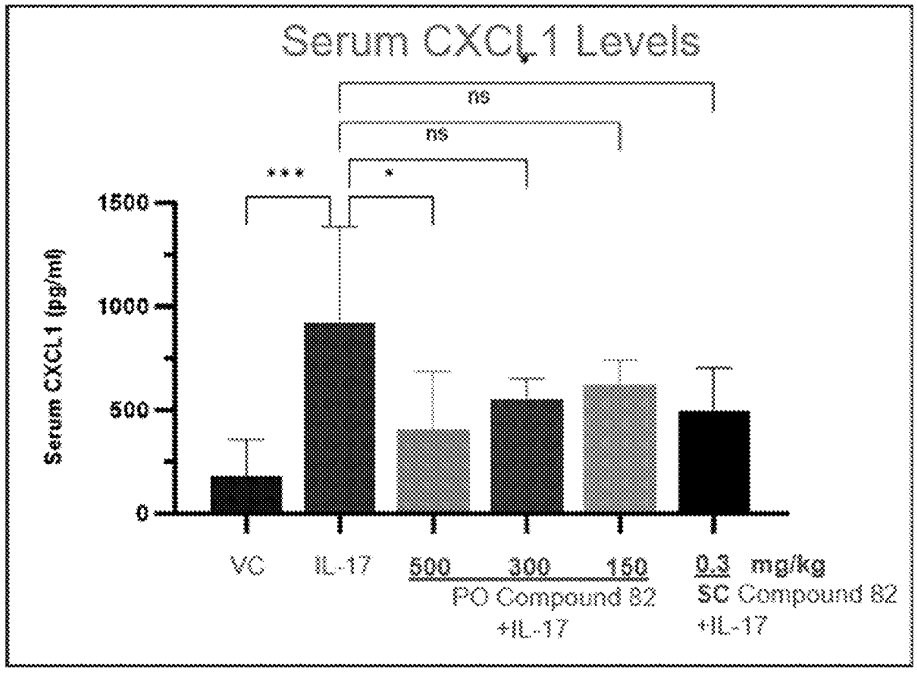
Serum CXCL1 Levels
ns
ns
***
*
Serum CXCL1 (pg/ml)
1500
1000
500
0
VC
IL-17
500
300
150
0.3 mg/kg
PO Compound 82
+IL-17
SC Compound 82
+IL-17

FIGURE 3

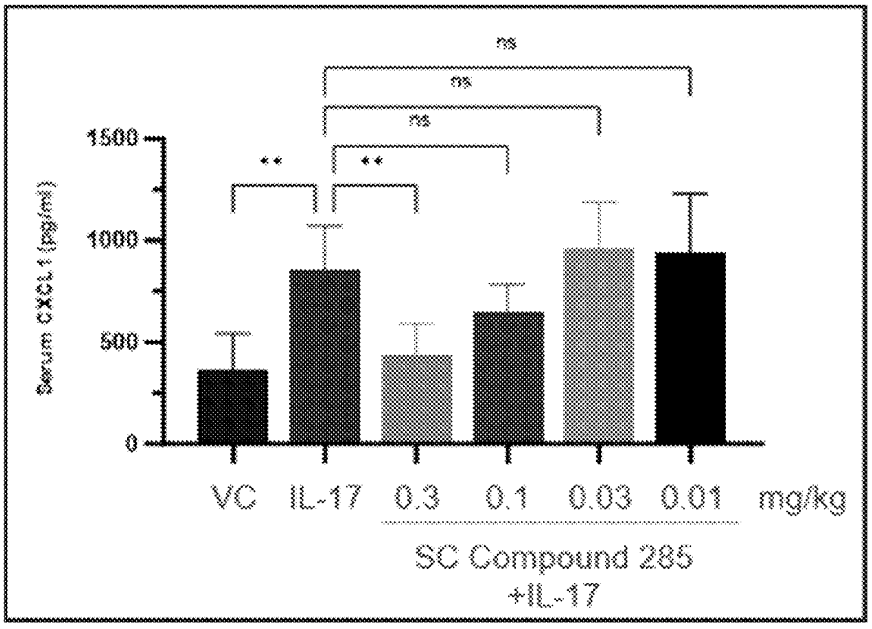
ns
ns
ns
**
**
1500
1000
500
0
Serum CXCL1 (pg/ml)
VC
IL-17
0.3
0.1
0.03
0.01
mg/kg
SC Compound 285
+IL-17

FIGURE 4

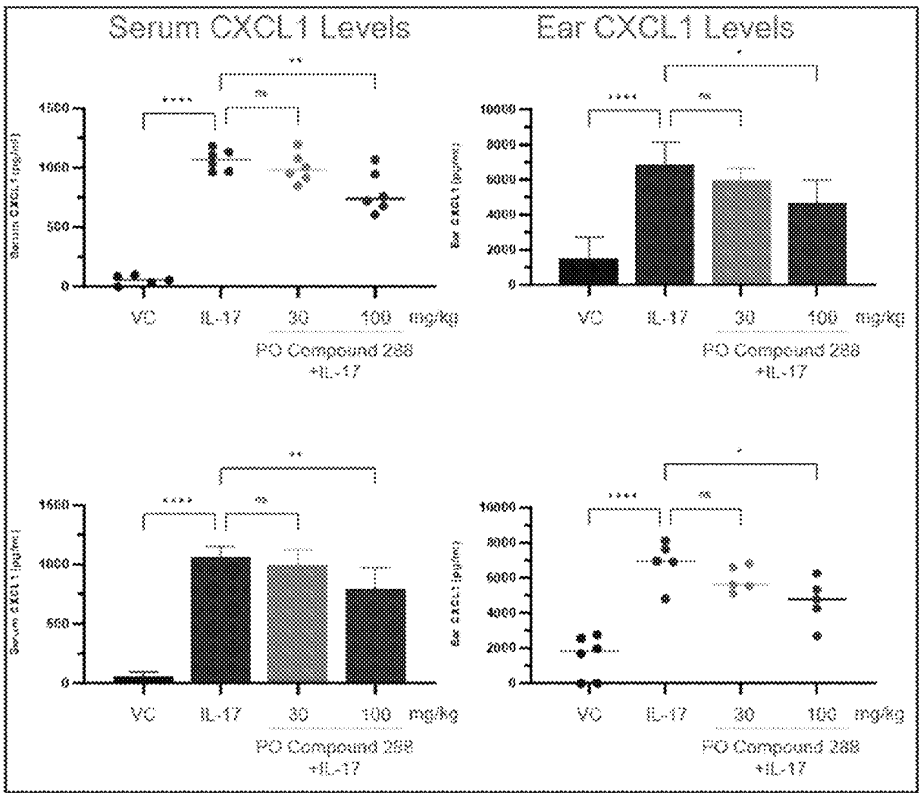
Serum CXCL1 Levels
Ear CXCL1 Levels
VC
IL-17
30
100
mg/kg
PO Compound 288
+IL-17

FIGURE 5



FIGURE 6A



FIGURE 6B



FIGURE 6C



FIGURE 6D



FIGURE 6E



FIGURE 6F

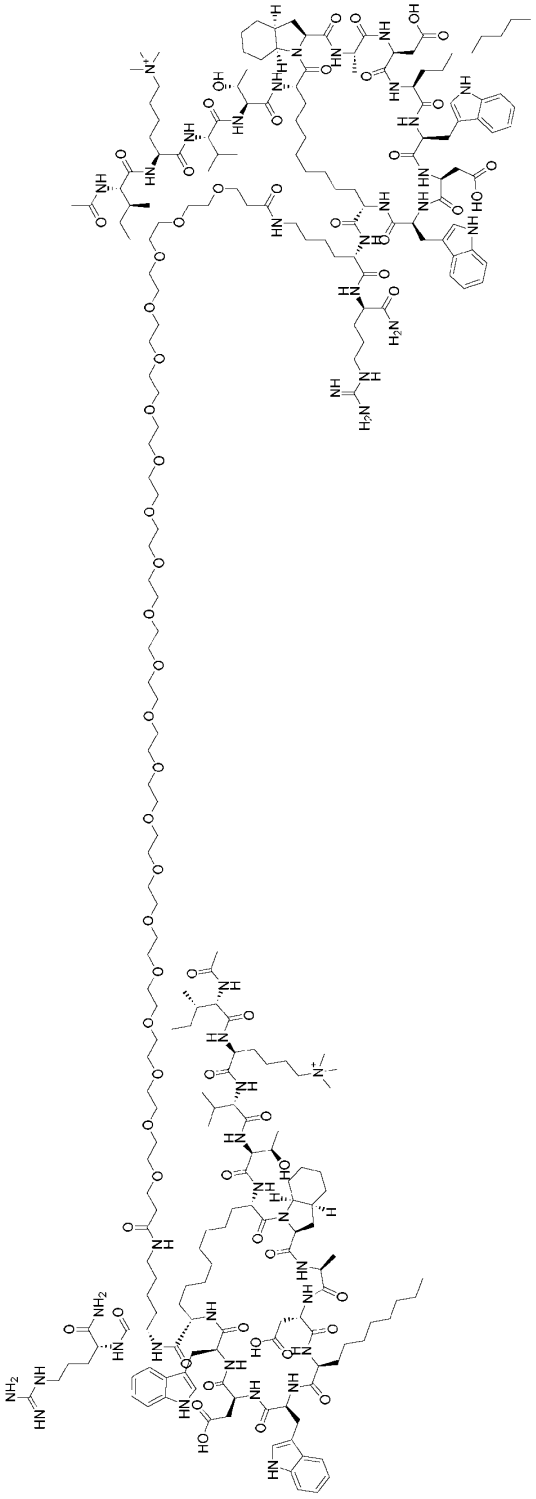

FIGURE 6G



FIGURE 6H



FIGURE 6I



FIGURE 6J



FIGURE 6K



FIGURE 6L

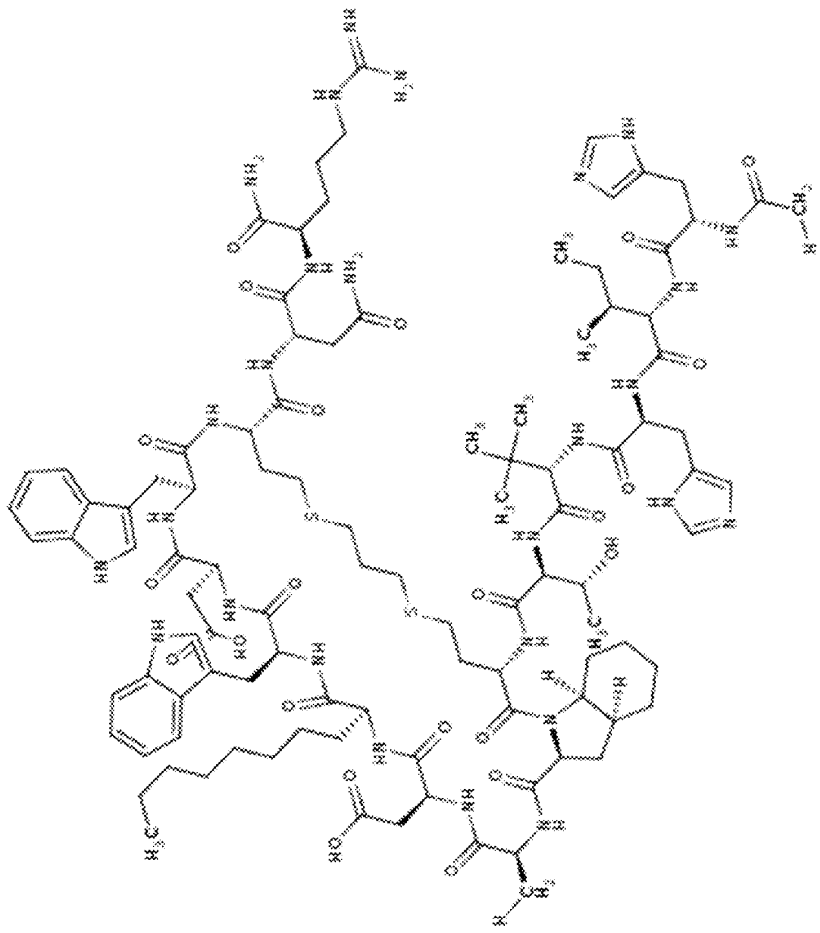

FIGURE 6M

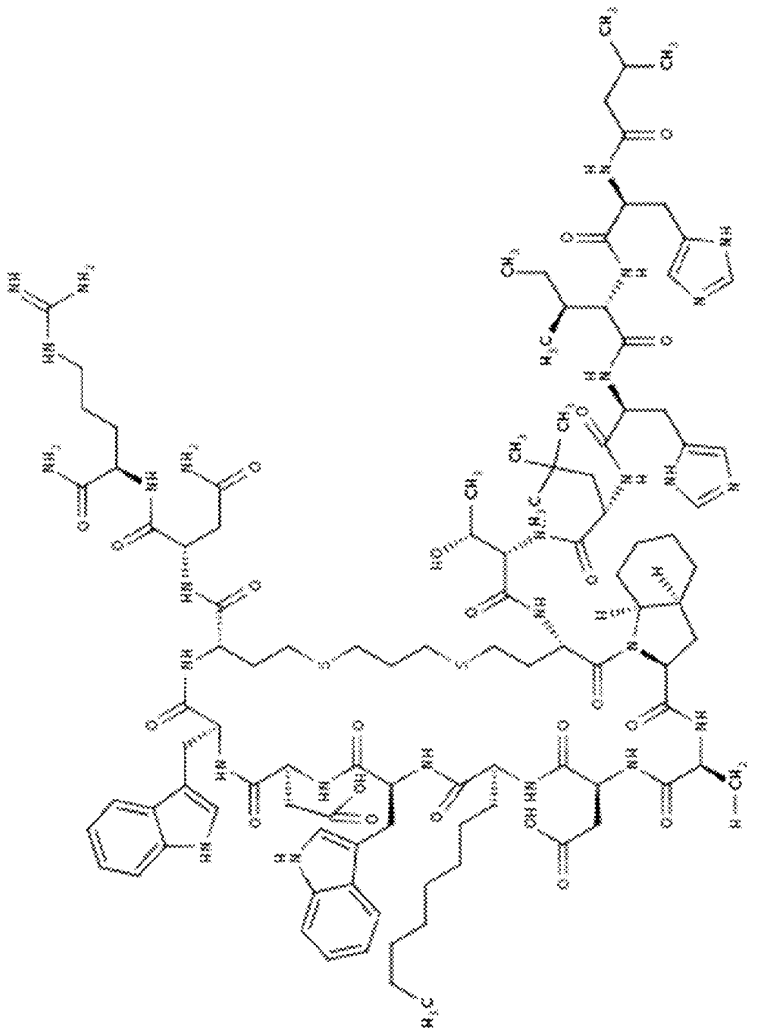

FIGURE 6N



FIGURE 6O



FIGURE 6P

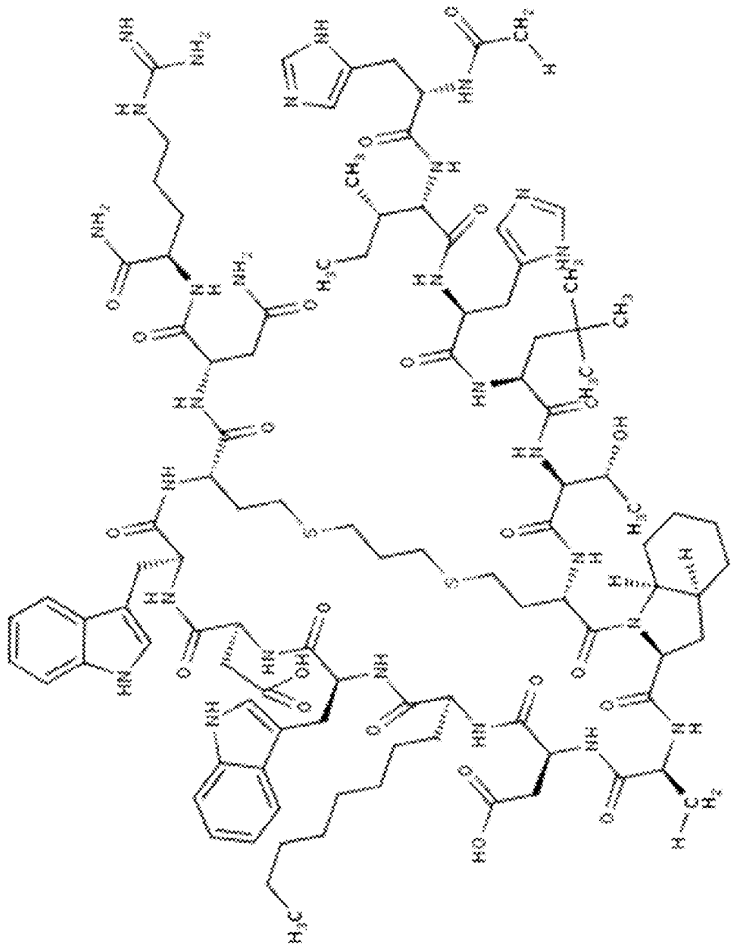

FIGURE 6Q

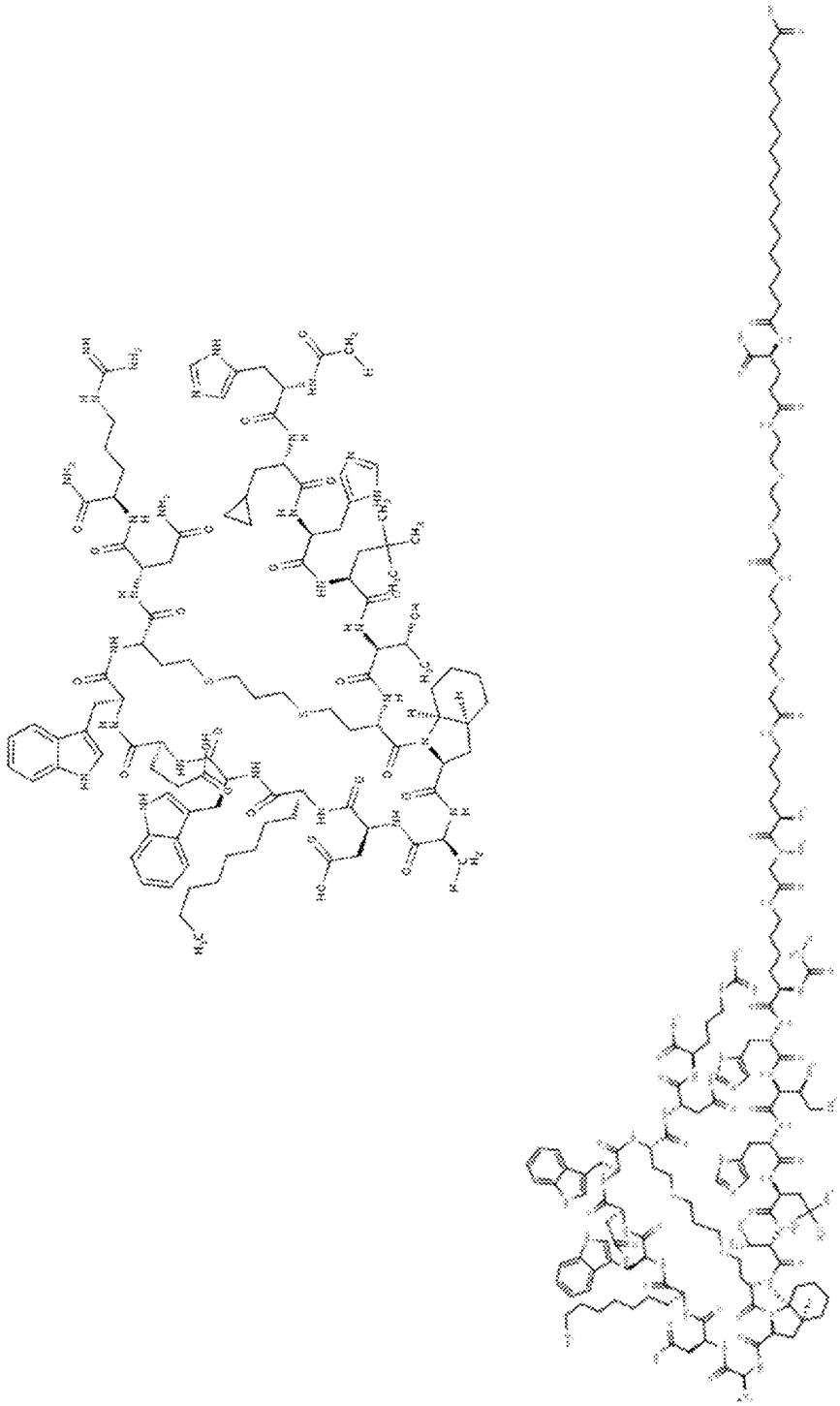

FIGURE 6R



FIGURE 6S



FIGURE 6T



FIGURE 6U



FIGURE 6V



FIGURE 6W



FIGURE 6X



FIGURE 6Y



FIGURE 6Z

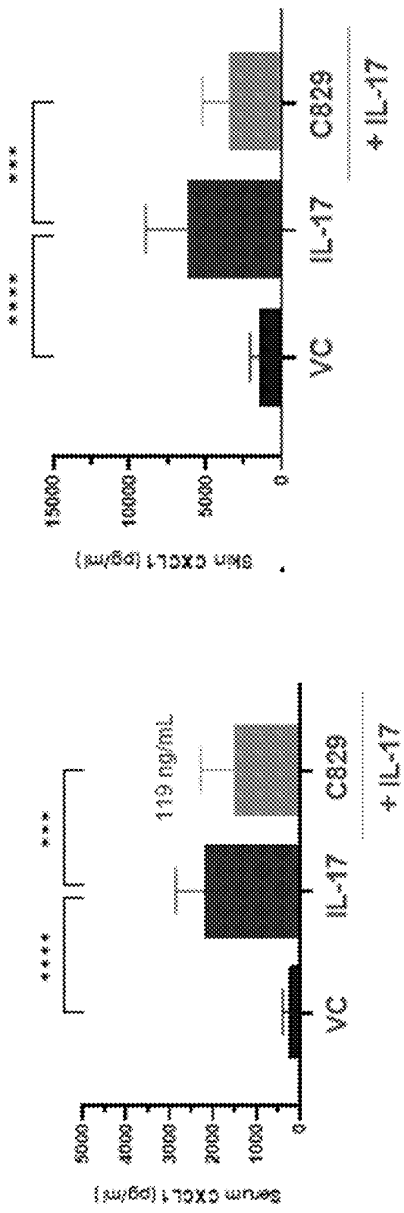
skin cxcl1 (pg/mL)
15000
10000
5000
0
****
***
VC
IL-17
C829
+ IL-17
serum cxcl1 (pg/mL)
6000
4000
3000
2000
1000
0
****
***
110 ng/mL
VC
IL-17
C829
+ IL-17

FIGURE 7A

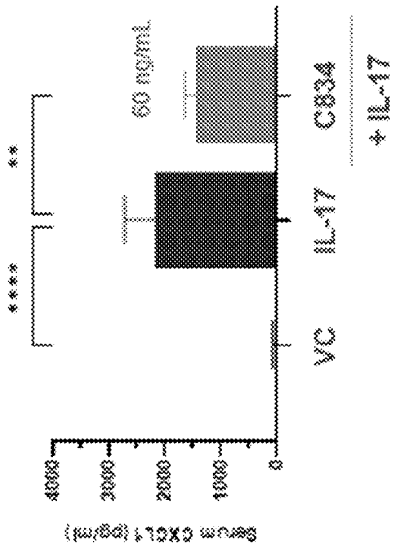
Serum CXCL1 (pg/ml)
4000
3000
2000
1000
0
VC
IL-17
C834
+ IL-17
60 ng/mL
**
****

FIGURE 7B

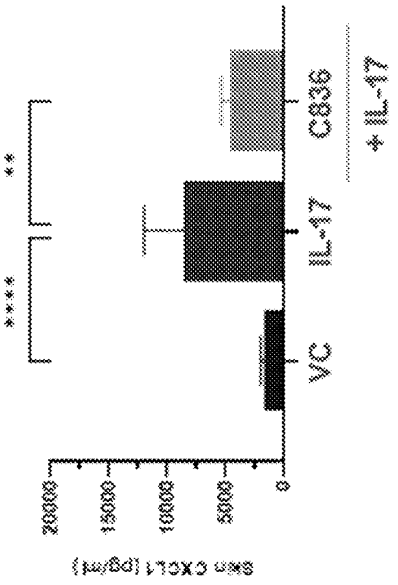
skin CXCL1 (pg/ml)
20000
15000
10000
5000
0
VC
IL-17
C836
+ IL-17
****
**

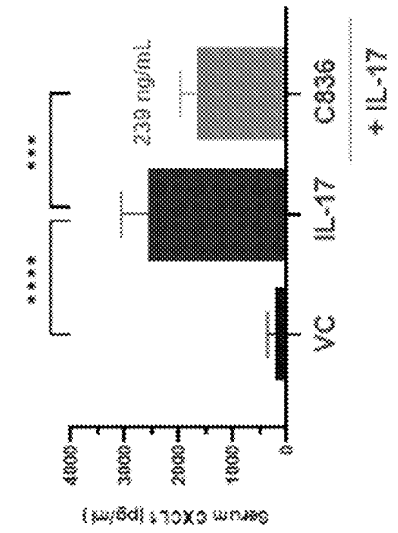
serum CXCL1 (pg/ml)
4000
3000
2000
1000
0
VC
IL-17
239 ng/mL
C836
+ IL-17
****
***

FIGURE 7C

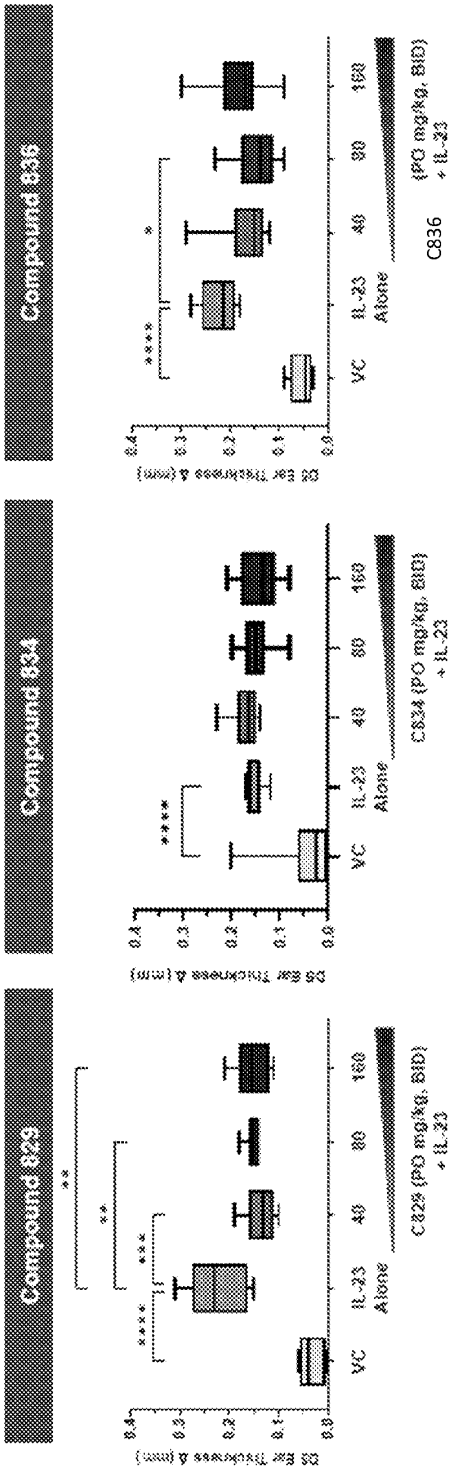
Compound 829
Compound 824
Compound 836
DS Ear Thickness Δ (mm)
0.4
0.3
0.2
0.1
0.0
**
**
***
****
****
*
VC
IL-23 Alone
40
80
160
C829 (PO mg/kg, BID) + IL-23
C824 (PO mg/kg, BID) + IL-23
C836 (PO mg/kg, BID) + IL-23

FIGURE 8